



St. Lucie

**Transportation
Planning
Organization**

TRANSPORTATION IMPROVEMENT PROGRAM FY 2014/15 - FY 2018/19

Adopted by the St. Lucie Transportation Planning Organization

on June 4, 2014

Chairwoman Frannie Hutchinson

466 SW Port St. Lucie Boulevard
Port St. Lucie, FL 34953

TIP CONTACT INFORMATION
Edward DeFini, Program Manager
www.stlucietpo.org

phone: (772) 462-1593
fax: (772) 462-2549

ENDORSEMENT: The Transportation Improvement Program of the St. Lucie Transportation Planning Organization has been developed consistent with Federal regulations 23 U.S.C. 134(j) and 23 CFR 450 and Florida Statute 339.175(8) in cooperation with the Florida Department of Transportation and public transit operators.

ACKNOWLEDGMENT: The preparation of this report has been funded in part through grants from the Federal Highway Administration and Federal Transit Administration, U.S. Department of Transportation (USDOT), under the Metropolitan Planning Program of the U.S. Code (Title 23, Section 104f). The contents of this report do not necessarily reflect the official views or policy of the USDOT.

TABLE OF CONTENTS

<u>SECTION</u>	<u>PAGE</u>
A. INTRODUCTION	A-1
A.1 How to Use the TIP	A-1
A.2 Project Index and TIP/RLRTP Cross Reference	A-2
A.3 Project Location Maps	A-3
A.4 Glossary of Abbreviations and Phase/Funding Source Codes	A-6
B. NARRATIVE.....	B-1
B.1 Purpose	B-1
B.2 Financial Plan	B-1
B.3 Project Selection	B-5
B.4 Consistency with Other Plans	B-5
B.5 Project Priority Statement.....	B-6
B.6 Public Involvement.....	B-6
B.7 TIP Amendments.....	B-7
B.8 Annual Listing of Obligated Federal Funding/Implemented Projects	B-8
B.9 Certifications	B-10
B.10 Congestion Management Process (CMP).....	B-10
B.11 St. Lucie Transportation Disadvantaged (TD) Program	B-11
B.12 Transportation Regional Incentive Program (TRIP)	B-12
C. DETAILED PROJECT LISTINGS	C-1
C.1 Highway/Roadway Projects	C1-1
C.2 Aviation Projects	C2-1
C.5 Transit Projects.....	C5-1
C.6 Miscellaneous Projects	C6-1
C.7 Non-Capital/Non-Capacity/Non-Infrastructure Projects.....	C7-1
C.8 Bridge Projects	C8-1
C.9 Turnpike Enterprise Projects	C9-1
D. LIST OF PRIORITY PROJECTS	D-1

APPENDICES

Appendix A: Example Public Comment Notice
Appendix B: Local Projects-City of Fort Pierce
Appendix C: Local Projects-City of Port St. Lucie
Appendix D: Local Projects-St. Lucie County
Appendix E: Additional Total Project Cost Details
Appendix F: TIP Amendment Forms

A. INTRODUCTION

A.1 How to Use the TIP

The intent of the Transportation Improvement Program (TIP) is to identify and prioritize the transportation improvement projects over the next five years that are receiving State and Federal funding and are located within the Metropolitan Planning Area (MPA) of the St. Lucie Transportation Planning Organization (St. Lucie TPO). To use the TIP:

- Locate the project in the Project Index in Section A.2 or on either of the Project Location Maps in Section A.3 to identify the Project Number or Project Name.
- Using the Project Name, reference directly the alphabetically-listed projects in the Detailed Project Listing pages or, by using the Project Number, identify the TIP Page Number for the project from the Project Index.
- Refer to the corresponding TIP Page Number to obtain information regarding the project in the Detailed Project Listings pages.
- Refer to the corresponding RL RTP Page Number in the Project Index or in the Detailed Project Listings pages to cross-reference the project, if applicable, in the St. Lucie/Martin 2035 Regional Long Range Transportation Plan (RL RTP).
- Refer to Section A.4 for a Glossary of Abbreviations and Phase/Funding Codes.
- Refer to Section B for information on Federal and State requirements for development of the TIP.
- Refer to Section C for the Detailed Project Listings which include whether the project is located on the Florida Strategic Intermodal System (SIS) and the Total Project Cost.
- Refer to Section D for the TPO List of Priority Projects.
- Refer to the Appendices for an Example Public Comment Notice and for information on locally-funded projects and TIP amendments that have been adopted.
- Refer to the contact information on the cover of the TIP if you have any questions or comments.

Explanations of the SIS and Total Project Costs

SIS: The SIS is a network of high priority transportation facilities in Florida which includes the State's largest and most significant commercial service airports, spaceport, deep -water seaports, freight and passenger rail terminals, intercity bus terminals, rail corridors, waterways and highways. All projects on the SIS will have a SIS identifier in the top right corner of the Detailed Project Listings pages in Section C of the TIP.

Total Project Costs: A typical project production sequence is to have a Project Development and Environment (PD&E) phase, a Design (PE) phase, a Right of Way (ROW) phase and a Construction (CST) phase. Some projects may not include a ROW phase if land acquisition is not needed to complete the project. Costs in the Detailed Project Listing pages in Section C of the TIP may include the historical costs (Prior Year Cost), the costs in the five years of the current TIP, the costs in the years beyond the current TIP (Future Year Cost), and the sum of all of these costs which is the Total Project Cost. For some projects such as resurfacing, safety, or operational projects, there may not be a Total Project Cost identified, but additional details on that program will be included. Additional Total Project Cost details are provided in Appendix E.

A.2 Project Index and TIP/RLRTP Cross Reference

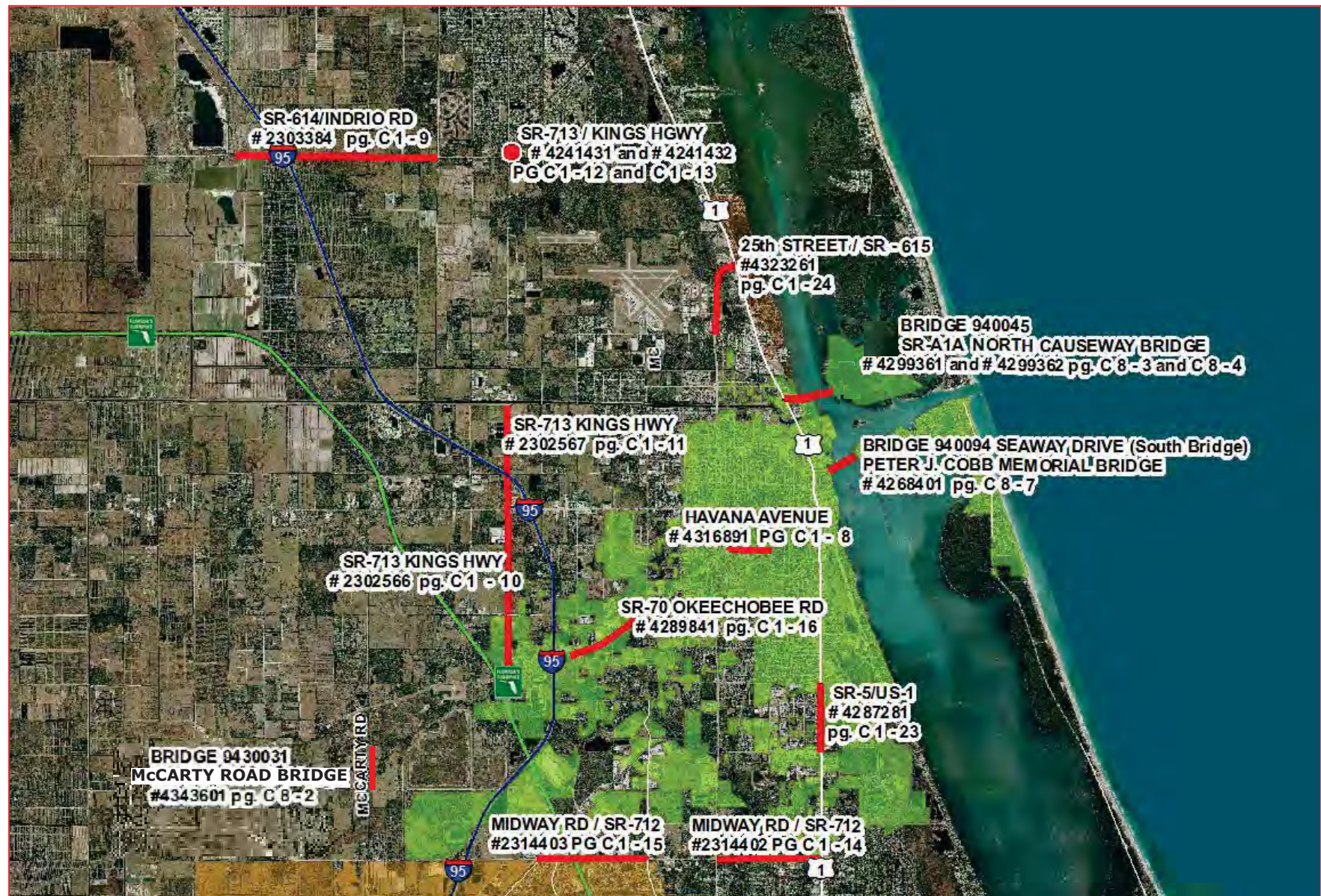
PROJECT	PROJECT LIMITS	PROJECT LIMITS	PROJECT	PROJECT	MAP	TIP	RLRTP
NAME	FROM	TO	TYPE	NUMBER	PAGE	PAGE	PAGE
BAYSHORE BOULEVARD	PRIMA VISTA BLVD	SELVITZ RD	SIDEWALK	4296311	5	C 1-2	7-4
CAMEO BOULEVARD	PORT ST LUCIE BLVD	CROSSTOWN PKWY	SIDEWALK SAFETY	4331951	5	C 1-3	7-4
CASHMERE BOULEVARD	DEL RIO BLVD	ROCKY BAYOU TER	SIDEWALK SAFETY	4316511	5	C 1-4	7-4
CROSSTOWN PARKWAY	MANTH LANE	SR-5/US-1	RIGHT OF WAY ACTIVITY	4108444	5	C 1-5	8-19
DARWIN BOULEVARD	PAAR DRIVE	BECKER ROAD	SIDEWALK	4317381	5	C 1-6	7-4
DEL RIO BOULEVARD	PORT ST. LUCIE BLVD	MACKENZIE ST	SIDEWALK	4317291	5	C 1-7	7-4
HAVANA AVENUE	KAUFMAN AVENUE	SOUTH 13TH ST	SIDEWALK	4316891	4	C 1-8	7-4
INDRIO ROAD / SR-614	SR-9/I-95	E OF SR-670/EMERSON AVE	ADD LANE/RECONSTRUCT	2303384	4	C 1-9	8-19
KING'S HIGHWAY / SR-713	FR 800' S OF SR-70	N OF PICOS ROAD	ADD LANES	2302566	4	C 1-10	8-19
KING'S HIGHWAY / SR-713	N OF PICOS RD	N OF I-95 OVERPASS	ADD LANES	2302567	4	C 1-11	8-19
KING'S HIGHWAY / SR-713	INDRIO AT KINGS HWY	INDRIO AT KINGS HWY	ROW FOR TURN LANES	4241431	4	C 1-12	8-19
KINGS HIGHWAY / SR-713	INDRIO AT KINGS HWY	INDRIO AT KINGS HWY	CONSTRUCT TURN LANES	4241432	4	C 1-13	8-19
McCARTY ROAD BRIDGE 940031	OVER TEN-MILE CREEK	OVER TEN-MILE CREEK	BRIDGE REPLACEMENT	4343601	4	C 8-2	7-4
MIDWAY ROAD / CR-712	S. 25TH ST/SR-615	SR-5/US-1	ADD LANES	2314402	5	C 1-14	4-7
MIDWAY ROAD / CR-712	GLADES CUT OFF ROAD	SELVITZ RD	PDE/EMO STUDY	2314403	5	C 1-15	8-19
N. CAUSEWAY BRIDGE 940045	US 1	2,000' E of E Bridge Terminus	PDE/EMO STUDY	4299361	4	C 8-3	7-4
N. CAUSEWAY BRIDGE 940045	US 1	2,000' E of E Bridge Terminus	CONSTRUCT/RECONSTRUCT	4299362	4	C 8-4	7-4
OKEECHOBEE ROAD / SR-70	900' W OF JENKINS RD	2700' E OF JENKINS RD	ADD LANES	4289841	4	C 1-16	4-7
PORT ST LUCIE BOULEVARD	PAAR DR	DARWIN BLVD	ADD LANES	4317522	5	C 1-17	8-19
PORT ST LUCIE BOULEVARD	GATLIN BLVD AT TULIP	GATLIN BLVD AT TULIP BLVD	CONSTRUCT TURN LANE	4351351	5	C 1-18	7-4
SEAWAY DRIVE BRIDGE 940094	BRIDGE 940094	BRIDGE 940094	BRIDGE REPAIR \ REHAB	4268401	4	C 8-6	7-4
SAVONA BOULEVARD	BECKER ROAD	GATLIN BLVD	SIDEWALK	4317351	5	C 1-19	7-4
SR-A1A FPL BRIDGE 940085	FPL DISCHARGE CANAL	FPL DISCHARGE CANAL	CONSTRUCT	4213141	5	C 8-5	7-4
SELVITZ ROAD	BAYSHORE BLVD	NORTH MACEDO BLVD	SIDEWALK	4352631	5	C 1-20	7-4
I-95 AT ST LUCIE WEST BLVD	RESERVE BLVD	PARAMOUNT DRIVE	ADD LANES OVER I-95 EXIT	4353371	5	C 1-21	7-4
I-95 AT ST LUCIE WEST BLVD	RESERVE BLVD	PARAMOUNT DRIVE	ADD LANES OVER I-95 EXIT	4353401	5	C 1-22	8-19
US HIGHWAY 1	MIDWAY ROAD	EDWARDS ROAD	SIDEWALK	4287281	4	C 1-23	7-4
25 STREET / SR-615	ST. LUCIE BLVD/CR-608	US-1/SR-5	ADD LANES	4323261	4	C 1-24	8-19

Note: Projects included in this table are illustrated on maps in Section A.3

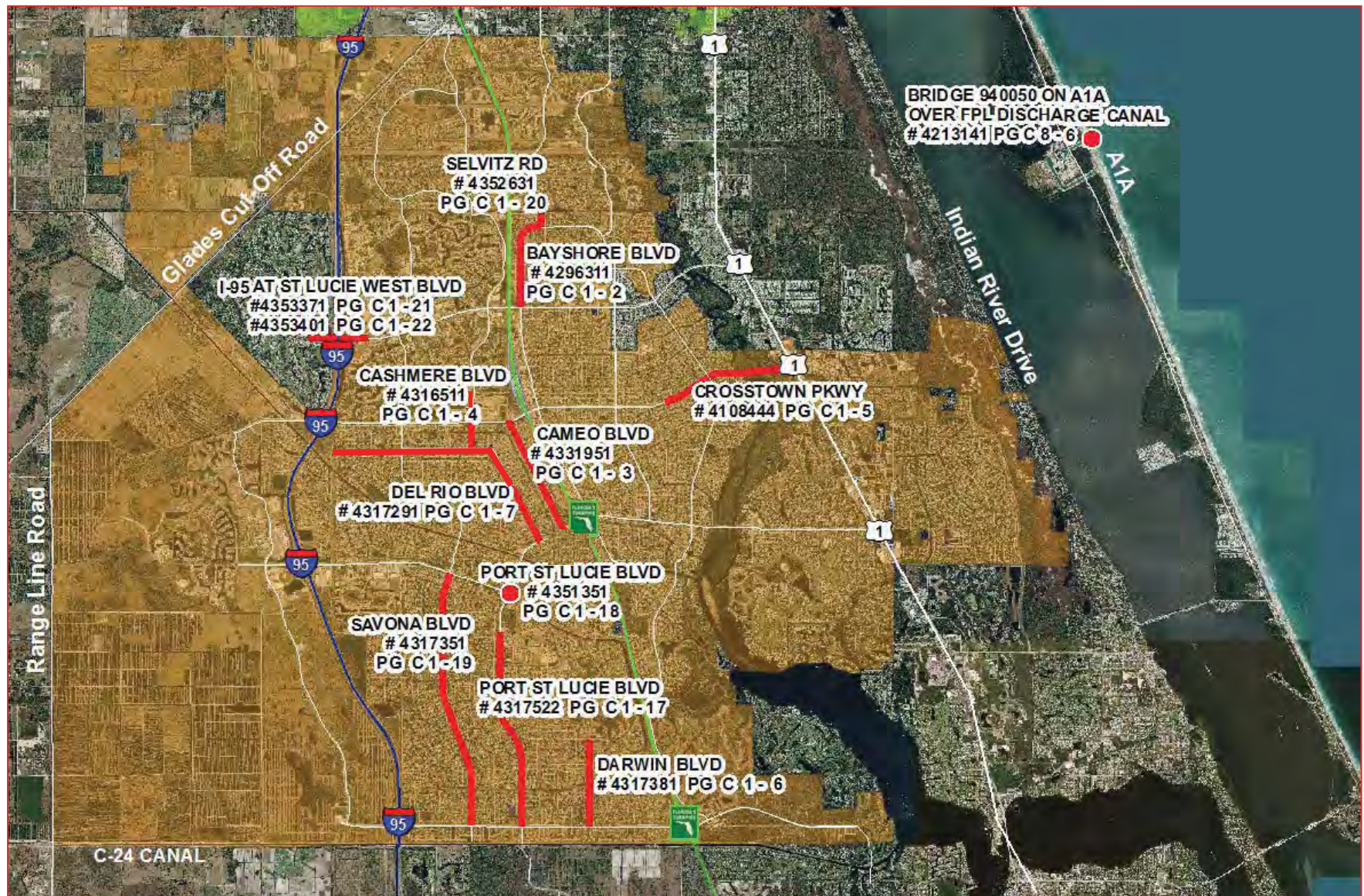
A.3 TIP Project Location Maps

PROJECT LOCATION MAPS

North County Project Location Map



South County Project Location Map



A.4 Glossary of Abbreviations and Phase/Funding Source Codes

Abbreviations

ADM	Administration
BPAC	Bicycle Pedestrian Advisory Committee
BRDG	Bridge
CAC	Citizens Advisory Committee
CEI	Construction, Engineering, & Inspection
CIP	Capital Improvements Program
CLV	Culvert
CMP	Congestion Management Process
CST	Construction
CTC	Community Transportation Coordinator
DCA	Department of Community Affairs
E/D	Engineering & Design
ENV	Environmental
EPA	Environmental Protection Agency
FAA	Federal Aviation Administration
FDOT	Florida Department of Transportation
FHWA	Federal Highway Administration
FTA	Federal Transit Administration
INC	Construction Incentive
IRC	Indian River County
LAR	Local Agency Reimbursement
LCB	Local Coordinating Board
LOPP	List of Priority Projects
MAP - 21	Moving Ahead for Progress in the 21st Century
MC	Martin County
MIT	Mitigation
MPO	Metropolitan Planning Organization
MSC	Grant to Local Government

PD&E	Project Development and Environmental
PE	Preliminary Engineering
PIP	Public Involvement Program
PLN	Planning
PST DES	Post Design
PTO	Public Transportation Office
RELOC	Right of Way Relocation
RLRTP	Regional Long Range Transportation Plan
ROW	Right of Way Support
ROW LND	Right of Way Land
RR CST	Railroad Construction
RRX	Railroad Crossing
RRU	Railroad/Utilities Construction
SAFETEA-LU	Safe, Accountable, Flexible, Efficient
	Transportation Equity Act—a Legacy for Users
SLC	St. Lucie County
SRA	Senior Resource Association, Inc.
TAC	Technical Advisory Committee
TD	Transportation Disadvantaged
TDC	Transportation Disadvantaged Commission
TIP	Transportation Improvement Program
TMA	Transportation Management Area
TPO	Transportation Planning Organization
UPWP	Unified Planning Work Program
UTL	Utility Coordination

Phase/Funding Source Codes

Source	Code	Fund Code Description
Federal	ACNH	ADVANCE CONSTRUCTION NH
Federal	ACNP	ADVANCE CONSTRUCTION NHPP
Federal	ACSA	ADVANCE CONSTRUCTION (SA)
Federal	ACSB	ADVANCE CONSTRUCTION (SABR)
Federal	ACSU	ADVANCE CONSTRUCTION (SU)
Federal	CM	CONGESTION MITIGATION -AQ
Federal	DU	STATE PRIMARY/FEDERAL REIMB
Federal	EB	EQUITY BONUS
Federal	FAA	FEDERAL AVIATION ADMIN
Federal	FTA	FEDERAL TRANSIT ADMINISTRATION
Federal	PL	METRO PLAN (85% FA; 15% OTHER)
Federal	RHP	RAIL HIGHWAY X-INGS -PROT DEV
Federal	SA	STP, ANY AREA
Federal	SE	STP, ENHANCEMENT
Federal	SR2E	SAFE ROUTES -EITHER
Federal	SR2S	SAFE ROUTES -INFRASTRUCTURE
Federal	SU	STP, URBAN AREAS > 200K
Federal	TALL	TRANSPORTATION ALTS-
Federal	TALT	TRANSPORTATION ALTS-ANY AREA

Fund Source	Fund Code	Fund Code Description
Federal	TALU	TRANSPORTATION ALTS->200K
Federal Earmark	HPP	HIGH PRIORITY PROJECTS
Local	LF	LOCAL FUNDS
State 100%	BRP	STATE BRIDGE REPLACEMENT
State 100%	BRRP	STATE BRIDGE REPAIR & REHAB
State 100%	CIGP	COUNTY INCENTIVE GRANT PROGRAM
State 100%	CIGR	GROWTH MANAGEMENT FOR CIGP
State 100%	D	UNRESTRICTED STATE PRIMARY
State 100%	DC	STATE PRIMARY PE CONSULTANTS
State 100%	DDR	DISTRICT DEDICATED REVENUE
State 100%	DIH	STATE IN-HOUSE PRODUCT SUPPORT
State 100%	DIOH	STATE 100% - OVERHEAD
State 100%	DPTO	STATE -PTO
State 100%	DS	STATE PRIMARY HIGHWAYS & PTO
State 100%	FCO	PRIMARY/FIXED CAPITAL OUTLAY
State 100%	TRIP	TRANS REGIONAL INCENTIVE PROGM
Toll/Turnpike	PKYI	TURNPIKE IMPROVEMENT
Toll/Turnpike	PKYR	TURNPIKE RENEWAL

B. NARRATIVE

B.1 Purpose

The purpose of the TIP is to identify and prioritize transportation improvement projects receiving Federal and State funding over a five-year period that are located within the St. Lucie TPO MPA. In addition, the TIP is used to coordinate the transportation improvement projects of the U.S. Department of Transportation (USDOT), the Florida Department of Transportation (FDOT), and the local governments located within the MPA. Projects in the TIP are presented in Year of Expenditure (YOE), which takes into account the inflation rate over the five years in the TIP. The programmed cost estimate for each project is therefore inflated to the year that the funds are expended based on reasonable inflation factors developed by the State and its partners. The TIP is also used to identify all regionally significant transportation projects for which Federal action is required, whether or not the projects receive Federal funding. As the St. Lucie TPO is in an air quality attainment area, there are no regionally significant air quality-related transportation improvement projects in the TIP.

B.2 Financial Plan

The Financial Plan of the TIP is based upon the FDOT District 4 Tentative Work Program for FY 2014/15 – FY 2018/19; the previous year's TIP; the 2035 St. Lucie/Martin Regional Long Range Transportation Plan (RLRTP); and information provided by St. Lucie County, the City of Port St. Lucie, and the City of Fort Pierce. The Financial Plan includes Federal, State, and local transportation funding sources which are identified in the following tables based on the type of transportation improvement:

HIGHWAY/ROADWAY/BRIDGE FUNDING SOURCES	FUND	TOTAL	2015	2016	2017	2018	2019
		PROGRAM					
ACSA - ADVANCE CONSTRUCTION (SA)	ACSA	90,000	90,000	-	-	-	-
ACSB - ADVANCE CONSTRUCTION (SABR)	ACSB	56,769,274	1,605,321	7,530,000	3,240,325	1,100,000	42,293,628
BRRP - STATE BRIDGE REPAIR & REHAB	BRRP	4,126,735	1,802,958	-	2,323,777	-	-
CIGP - COUNTY INCENTIVE GRANT PROGRAM	CIGP	3,999,156	1,969,329	1,410,473	351,500	247,854	20,000
CM - CONGESTION MITIGATION	CM	1,875,972	1,875,972	-	-	-	-
DDR - DISTRICT DEDICATED REVENUE	DDR	56,290,267	1,831,608	1,847,519	25,461,983	730,406	26,418,751
DIH - STATE IN-HOUSE PRODUCT SUPPORT	DIH	1,237,780	467,691	53,709	185,410	11,220	519,750
DS - STATE PRIMARY HIGHWAYS & PTO	DS	11,465,875	8,067,869	747,868	2,650,138	-	-
HPP - HIGH PRIORITY PROJECTS	HPP	2,159,760	2,159,760	-	-	-	-
LF - LOCAL FUNDS	LF	6,778,874	2,576,887	-	1,101,987	3,100,000	-
LFP - LOCAL FUNDS FOR PARTICIPATING	LFP	14,663,017	4,452,73	3,663,438	6,278,992	247,854	20,000
SA - STP, ANY AREA	SA	48,186,339	36,026,508	5,257,063	4,116,396	181,720	2,614,652
SR2S - SAFE ROUTES - INFRASTRUCTURE	SR2S	948,358	948,358	-	-	-	-
SU - STP, URBAN AREAS > 200K	SU	15,672,406	4,374,807	2,090,947	4,876,912	4,329,740	-
TALT - Transportation Alts- Any Area	TALT	3,612,544	2,005,805	1,613,739	-	-	-
TALU - URBAN AREAS OF > 200K POPULATION	TALU	918,857	479,127	95,746	343,984	-	-
TRIP - TRANS REGIONAL INCENTIVE PROGM	TRIP	5,500,104	973,274	2,043,412	2,483,418	-	-
GRAND TOTAL		234,295,318	67,255,274	26,353,914	53,414,822	9,948,794	71,886,781

AVIATION FUNDING SOURCES	FUND	TOTAL	2015	2016	2017	2018	2019
		PROGRAM					
DISTRICT DEDICATED REVENUE	DDR	970,460	379,260	-	591,200	-	-
STATE PTO	DPTO	4,711,226	2,195,240	1,300,000	356,000	243,986	616,000
FEDERAL AVIATION ADMINISTRATION	FAA	7,532,754	2,061,000	360,000	-	3,311,754	1,800,000
LOCAL FUNDING	LF	1,734,286	729,500	340,000	396,800	198,986	-
GRAND TOTAL		14,948,726	5,365,000	2,000,000	1,344,000	3,754,726	2,416,000

Note: See Section A-7 for Fund Code Source and Fund Code Description

HIGHWAY/ROADWAY/BRIDGE FUNDING SOURCES	FUND	TOTAL	2015	2016	2017	2018	2019
		PROGRAM					
ACSA - ADVANCE CONSTRUCTION (SA)	ACSA	90,000	90,000	-	-	-	-
ACSB - ADVANCE CONSTRUCTION (SABR)	ACSB	56,769,274	1,605,321	7,530,000	3,240,325	1,100,000	42,293,628
BRRP - STATE BRIDGE REPAIR & REHAB	BRRP	4,126,735	1,802,958	-	2,323,777	-	-
CIGP - COUNTY INCENTIVE GRANT PROGRAM	CIGP	3,999,156	1,969,329	1,410,473	351,500	247,854	20,000
CM - CONGESTION MITIGATION	CM	1,875,972	1,875,972	-	-	-	-
DDR - DISTRICT DEDICATED REVENUE	DDR	56,290,267	1,831,608	1,847,519	25,461,983	730,406	26,418,751
DIH - STATE IN-HOUSE PRODUCT SUPPORT	DIH	1,237,780	467,691	53,709	185,410	11,220	519,750
DS - STATE PRIMARY HIGHWAYS & PTO	DS	11,465,875	8,067,869	747,868	2,650,138	-	-
HPP - HIGH PRIORITY PROJECTS	HPP	2,159,760	2,159,760	-	-	-	-
LF - LOCAL FUNDS	LF	6,778,874	2,576,887	-	1,101,987	3,100,000	-
LFP - LOCAL FUNDS FOR PARTICIPATING	LFP	14,663,017	4,452,73	3,663,438	6,278,992	247,854	20,000
SA - STP, ANY AREA	SA	48,186,339	36,026,508	5,257,063	4,116,396	181,720	2,614,652
SR2S - SAFE ROUTES - INFRASTRUCTURE	SR2S	948,358	948,358	-	-	-	-
SU - STP, URBAN AREAS > 200K	SU	15,672,406	4,374,807	2,090,947	4,876,912	4,329,740	-
TALT - Transportation Alts- Any Area	TALT	3,612,544	2,005,805	1,613,739	-	-	-
TALU - URBAN AREAS OF > 200K POPULATION	TALU	918,857	479,127	95,746	343,984	-	-
TRIP - TRANS REGIONAL INCENTIVE PROGM	TRIP	5,500,104	973,274	2,043,412	2,483,418	-	-
GRAND	TOTAL	234,295,318	67,255,274	26,353,914	53,414,822	9,948,794	71,886,781

AVIATION FUNDING SOURCES	FUND	TOTAL	2015	2016	2017	2018	2019
		PROGRAM					
DISTRICT DEDICATED REVENUE	DDR	970,460	379,260	-	591,200	-	-
STATE PTO	DPTO	4,711,226	2,195,240	1,300,000	356,000	243,986	616,000
FEDERAL AVIATION ADMINISTRATION	FAA	7,532,754	2,061,000	360,000	-	3,311,754	1,800,000
LOCAL FUNDING	LF	1,734,286	729,500	340,000	396,800	198,986	-
GRAND	TOTAL	14,948,726	5,365,000	2,000,000	1,344,000	3,754,726	2,416,000

Note: See Section A-7 for Fund Code Source and Fund Code Description

TRANSIT FUNDING SOURCES	FUND	TOTAL	2015	2016	2017	2018	2019
		PROGRAM					
DISTRICT DEDICATED REVENUE	DDR	571,428	-	-	-	-	571,428
STATE IN-HOUSE PRODUCT SUPPORT	DIH	25,000	25,000	-	-	-	-
STATE PTO	DPTO	2,220,016	541,987	551,014	550,767	564,707	11,541
STATE PRIMARY FED REIMBEREMENT	DU	487,318	118,006	92,328	92,328	92,328	92,328
FEDERAL TRANSIT ADMINISTRATION	FTA	10,722,000	2,144,400	2,144,400	2,144,400	2,144,400	2,144,400
LOCAL FUNDING	LF	3,080,312	593,965	606,127	608,532	625,254	646,434
GRAND	TOTAL	17,081,074	3,398,358	3,393,869	3,396,027	3,426,689	3,466,131

MISCELLANEOUS FUNDING SOURCES	FUND	TOTAL	2015	2016	2017	2018	2019
		PROGRAM					
UNRESTRICED STATE PRIMARY	D	14,256,000	3,122,000	3,035,000	3,035,000	2,532,000	2,532,000
DISTRICT DEDICATED REVENUE	DDR	879,730	91,000	188,700	194,000	200,000	206,030
STATEWIDE ITS –STATE 100%	DITS	12,685	12,685	-	-	-	-
GRAND	TOTAL	15,148,415	103,685	3,223,700	3,229,000	2,732,000	2,738,030

NON-CAPITAL NON-INFRASTRUCTURE FUNDING SOURCES	FUND	TOTAL	2015	2016	2017	2018	2019
		PROGRAM					
PL - METRO PLAN (85% FA; 15% OTHER)	PL	2,512,475	502,495	502,495	502,495	502,495	502,495
GRAND	TOTAL	2,512,475	502,495	502,495	502,495	502,495	502,495

TURNPIKE ENTERPRISE FUNDING SOURCES	FUND	TOTAL	2015	2016	2017	2018	2019
		PROGRAM					
TURNPIKE IMPROVEMENT	PKYI	2,478,098	2,478,098	-	-	-	-
TURNPIKE RENEWAL & REPLACEMENT	PKYR	316,115	-	-	18,455	297,660	-
GRAND	TOTAL	2,794,213	-	-	-	297,660	-

Note: See Section A-7 for Fund Code Source and Fund Code Description

The TIP is financially constrained each year with the project cost estimates equal to the funding source estimates as demonstrated in the following financial summary:

FUNDING SOURCE ESTIMATES	PROGRAM					
	GRAND					
	TOTAL	2015	2016	2017	2018	2019
HIGHWAY/ROADWAY	234,295,318	67,255,274	26,353,914	53,414,822	9,948,794	71,886,781
AVIATION	14,948,726	5,365,000	2,000,000	1,344,000	3,754,726	2,416,000
TRANSIT	17,081,074	3,398,358	3,393,869	3,396,027	3,426,689	3,466,131
MISCELLANEOUS	15,148,415	103,685	3,223,700	3,229,000	2,732,000	2,738,030
NON-CAPITAL /NON-CAPASITY / NON-INFRASTRUCTURE	2,009,980	502,495	502,495	502,495	502,495	502,495
TURNPIKE PROJECTS TOTAL	2,512,475	502,495	502,495	502,495	502,495	502,495
GRAND TOTAL OF ALL FUNDING SOURCES	273,303,188	75,098,117	34,437,973	61,276,639	17,309,459	79,735,267

PROJECT COST ESTIMATES	PROGRAM					
	GRAND					
	TOTAL	2015	2016	2017	2018	2019
HIGHWAY/ROADWAY PROJECTS TOTAL	234,295,318	67,255,274	26,353,914	53,414,822	9,948,794	71,886,781
AVIATION PROJECTS TOTAL	14,948,726	5,365,000	2,000,000	1,344,000	3,754,726	2,416,000
TRANSIT PROJECTS TOTAL	17,081,074	3,398,358	3,393,869	3,396,027	3,426,689	3,466,131
MISCELLANEOUS PROJECTS TOTAL	15,148,415	103,685	3,223,700	3,229,000	2,732,000	2,738,030
NON-INFRASTRUCTURE FUNDING SOURCES	2,009,980	502,495	502,495	502,495	502,495	502,495
TURNPIKE PROJECTS TOTAL	2,512,475	502,495	502,495	502,495	502,495	502,495
GRAND TOTAL OF ALL PROJECT COSTS	273,303,188	75,098,117	34,437,973	61,276,639	17,309,459	79,735,267

B.3 Project Selection

The selection of federally-funded projects within the St. Lucie TPO MPA for the TIP is consistent with Federal regulations [23 CFR 450.330(c)] and is carried out by the TPO in cooperation with FDOT and the transit operator. The TIP has been developed in coordination with the USDOT, FDOT, St. Lucie TPO Advisory Committees, local governments, port and aviation authorities, transit operators, and the general public as summarized in Section B.6 of the TIP.

For the TPO's FY 2014/15 – FY 2018/19 TIP, the project selection and TIP development process started in June 2013 with a meeting with staffs from the St. Lucie TPO, FDOT District 4, and the local governments to informally discuss the priority projects. The List of

Priority Projects (LOPP) then was developed based on the RL RTP and other plans as identified in Section 2.4, local agency input, and public comments. The LOPP was reviewed by the St. Lucie TPO Advisory Committees and was adopted by the St. Lucie TPO Board and submitted to FDOT District 4 in August 2013. The LOPP was utilized by FDOT District 4 to develop their Draft Tentative Work Program for FY 2014/15 – FY 2018/19. The Draft Tentative Work Program was reviewed and endorsed by the Advisory Committees in November 2013 and by the Board in December 2013. The Final Tentative Work Program was received from FDOT in April of 2014. The Final Tentative Work Program is the primary component of the TIP.

The TPO LOPP is reproduced in Section D of the TIP and the project selection and prioritization process is noted.

B.4 Consistency with Other Plans

The projects in the TIP are based on the RL RTP, the St. Lucie/Martin Regional Transit Development Plan, the Transportation Disadvantaged Service Plan, the coordinated Public Transit – Human Services Transportation Plan, and other transportation plans of the St. Lucie TPO. These plans are cross-referenced in the LOPP, and the TIP projects are cross-referenced with the RL RTP in the Project Index and TIP/RL RTP Cross-Reference in Section A.2. The projects also are consistent with the St. Lucie County Airport Master Plan, the Port of Fort Pierce Master Plan, and the 2060 Florida Transportation Plan.

In addition, the TIP has been developed to be consistent with adopted local Comprehensive Plans including the St. Lucie County, City of Fort Pierce, City of Port St. Lucie, and St. Lucie Village Comprehensive Plans. The transportation network in the TPO MPA has the traffic circulation elements included in the adopted St. Lucie County, City of Fort Pierce, City of Port St. Lucie, and St. Lucie Village Comprehensive Plans. Projections of future traffic volumes and levels of service were developed based on the Future Land Use Elements of the respective plans. The projections, as identified in the 2035 RL RTP, served as a basis for determining the need for new or expanded transportation facilities and transportation management systems to support proposed development and to maintain or improve adopted level of service standards.

B.5 Project Priority Statement

The projects selected in the TIP are based upon the TPO LOPP and the corresponding prioritization methodology and the goals, objectives and policies of the RL RTP. The project prioritization was based on qualitative and quantitative analyses of the transportation projects in the TPO MPA. The criteria used in the analyses include the evaluation of needs, levels of service, concurrency requirements, multi-modal opportunities, cost-benefit ratios, safety and security considerations, environmental impacts, importance to the transportation network, beautification, and consistency with the plans identified previously in Section B.4.

A copy of the LOPP is included in Section D of the TIP, and the methodology for project selection is further detailed in Chapter 4 of the 2035 RL RTP.

B.6 Public Involvement

Public involvement in the development of the LOPP and the TIP is continuous, cooperative, and comprehensive and was conducted in accordance with the adopted Public Involvement Program (PIP) of the St. Lucie TPO and with Federal regulations [23 CFR 450.316 and 23 CFR 450.324(b)]. Reasonable opportunity to comment on the LOPP and the TIP was provided to all interested parties including, but not limited to, citizens, affected public agencies, public transit providers, freight shippers, private transportation providers, bicycle/pedestrian representatives, and the disabled. The process included those traditionally underserved and underrepresented consistent with the principles of Title VI. The process is followed for all projects funded in whole or part by the Federal Transit Administration (FTA) or the Federal Highway Administration (FHWA) pursuant to the Federal requirements.

Adequate and timely notice of public comment opportunities, the use of visualization techniques and electronic formats for the presentation of information, and convenient public meetings were incorporated into the public involvement process for the LOPP, Tentative Work Program, and the TIP. The notices and opportunities for public comment that were provided included the following:

- Display advertising of public meetings and comment opportunities in a daily local newspaper of general circulation.
- Posting of public meetings and comment opportunities on the TPO website.
- Providing notices of public meetings and comment opportunities to interested parties including citizens, affected public agencies, public transit providers, freight shippers, private transportation providers, bicycle/pedestrian representatives, and the disabled.
- Providing draft materials for review in person or by mail, fax or email.
- Conducting public meetings of the Advisory Committees and Board for the LOPP, Tentative Work Program and the TIP.
- Incorporating general public comment opportunities at the start of all public meetings.
- Providing comment cards at all public meetings.

All the comments that were received were considered in the preparation of the LOPP and TIP. An Example Public Comment Notice is reproduced in Appendix A.

B.7 TIP Amendments

TIP Amendments are completed in accordance with applicable requirements [23 CFR 324 and 326] when a project is added or deleted, when the fiscal constraint of the TIP is impacted by a project, and/or when there are significant changes in the scope of a project. The amendment of the TIP includes the preparation of a TIP Amendment Form that summarizes the nature of the changes.

Prior to the adoption of a TIP amendment by the TPO Board, notice and public comment opportunities are provided regarding the amendment consistent with Section B.6. Upon adoption of the amendment by the TPO Board, the TIP Amendment Form is incorporated into Appendix F of the TIP.

B.8 Annual Listing of Obligated Federal Funding/Implemented Projects

The annual listing of implemented projects for which federal funds have been obligated in the preceding year has been made available for public review and is summarized in the following table:

PROJECT NUMBER	PROJECT NAME	LIMITS	PROJECT DESCRIPTION	PROJECT LENGTH	PROJECT TOTAL	FUND TOTAL	FUND	PRELIM ENGINEER	RIGHT-OF- WAY	CONSTR.	GRANTS & MISC.
230262 2	SR-70	MP 5.871	ADD LANES & RECONSTRUCT	5.87	1,009,071	1,009,071	ACNP			1,009,071	
230338 4	INDRIO ROAD	EMERSON AVE	ADD LANES & RECONSTRUCT	2.71	308,663	308,381	ACSA			308,381	282
231440 2	MIDWAY RD	SR-5/US-1	ADD LANES & RECONSTRUCT	1.91		15,000	ACSA	15,000			
						30,266	SA	30,266			
						79,214	ACSA				79,214
						-3,425	EB				-3,425
							ACSU				
							SA				
					2,125,334	2,004,279	SU		2,004,279		
410844 1	CROSSTOWN PKY	US-1	PD&E/EMO STUDY	1.09	29,362	29,362	SA	29,362			
413046 1	I-95	INDRIO RD	ADD LANES & REHABILITATE PVMT	15.02	103	103	NHAC	103			
413047 1	I-95	CO/LINE	ADD LANES & REHABILITATE PVMT	4.07		222,183	ACNP			222,183	
						18,085	ACSA			18,085	
						-19,011	LHIP			-19,011	
					221,259	2	SA			2	

PROJECT NUMBER	PROJECT NAME	LIMITS	PROJECT DESCRIPTION	PROJECT LENGTH	PROJECT TOTAL	FUND TOTAL	FUND	PRELIM ENGINEER	RIGHT-OF- WAY	CONSTR.	GRANTS & MISC.
422681 3	I-95/SR-9	GLADES/ 70	PE	3.77	11,000		ANCP	11,000			
422956 2	SR-70	US-1	PAVE SHOULDERS	3.59	N/a	0	ER13				
423022 1	ORANGE AVE	KINGS HWY	PAVE SHOULDERS	5.62		4,338	ACSA	4,338			
						33,415	EB	33,415			
						11,000	SA	11,000			
						10,234	ACSA				10,234
						0	EB				0
						7,127	SA				7,127
						40,435	EB			40,435	
						3,180,439	HRRR			3,180,439	
						496,092	HSP			496,092	
					4,556,790	773,710	SA			773,710	
423197 1	WEATHERBEE RD	SILVER OAK	SAFETY PROJECT	1.81		20,000	ACSA			20,000	
						-12	EB			-12	
					22,166	2,178	SA			2,178	
427612 1	SAVONA BLVD	N. OF C-24	SAFETY PROJECT	0.55		1,769,446	SRTS			1,769,446	
						25,000	EB			25,000	
					1,827,348	27,396	SA			27,396	
427613 1	31 STREET	OKEECHOBEE RD	SAFETY PROJECT	0.42	2,000	2,000	TALT	2,000			
427614 1	MARI POSA	CALAIS ST.	SAFETY PROJECT	0.97	2,000	2,000	TALT	2,000			
427656 1	MELALEUCA PH 1	BERKSHIRE	SIDEWALK	0.73			TALL			184,098	
							TALT			186,902	
							TALT			12,420	
							ACSA	6,404			
					399,824	399,824	SA	10,000			
427656 2	MELALEUCA PH 2	GREEN RIVER	SIDEWALK	0.53			ACTU			43,500	
							TALU			362,500	
							ACTU			13,120	
							ACSA	5,845			

							EB	1,531			
					426,864		SE	368			
427656 3	MELALEUCA	CAMDEN ST	SIDEWALK	0.47			SA	2,000			
					4,000	4,000	TALT	2,000			
428652 1	OLEANDER	VIRGINIA AVE	BKLAN/SIDEWALK	1.07			EB			3,658	
					3,653		SU			-5	
429631 1	BAYSHORE	SELVITZ	BKLAN/SIDEWALK	1.36	2,000	2,000	TALT	2,000			
429667 1	GARDEN AVE	CANAL	SIDEWALK	0.19	2,000	2,000	EB	2,000			
431689 1	HAVANA AVE	13TH STREET	SIDEWALK	1.25	5,000	5,000	TALT	5,000			
431729 1	DEL RIO BLVD	CALIFORNIA	SIDEWALK	0.90	5,000	5,000	TALT	5,000			
431735 1	SAVONA	GATLIN	SIDEWALK	3.72	5,000	5,000	TALT	5,000			
431738 1	DARWIN	PAAR DR.	SIDEWALK	1.25	5,000	5,000	TALT	5,000			
431752 1	PORT ST LUCIE BL	DARWIN BLVD	ADD LANES & RECONSTRUCT	2.87		971,315	ACSA	971,315			
						5,000	EB	5,000			
					981,315	5,000	SA	5,000			
434732 1	AIROSO BLVD	@ SAGAMORE	WASHOUT REPAIR		0	N/a	ER13	N/a			
			GRAND	TOTAL	11,954,752						

FTA Grant Number	County	FTA Grantee	Fed Fund Code	FTA Work Type	FTA Project Description	Total FTA Funds in TIP	Total Federal Funds Obligated	Total Local Funds
FL-57-X046-00	SLC	SLC	SECTION 5317	OPERATING	OPERATING	\$ 10,000	\$ 10,000	\$ 10,000
FL-37-X080-00	SLC	SLC	SECTION 5316	OPERATING	OPERATING	\$ 10,000	\$ 10,000	\$ 10,000
FL-04-176-00	SLC	SLC	VTCLI	CAPITAL	ADP SOFTWARE	\$ 375,212	\$ 375,212	
			GRAND	TOTAL			\$ 395,212	

B.9 Certifications

To ensure Federal requirements are being met, the FHWA and FTA conduct Federal certification reviews on a quadrennial basis of the urbanized areas of TPOs/MPOs which also are designated by census as Transportation Management Areas (TMAs) because the population exceeds 200,000 people. The urbanized area of the St. Lucie TPO is designated as the Port St. Lucie TMA. The last Federal review of the TMA was completed in September 2013 and resulted in six Noteworthy Practices being identified for the St. Lucie TPO. No Corrective Actions were identified for the St. Lucie TPO as a result of the review.

The TPO and FDOT also perform joint certification reviews annually to ensure that State and Federal requirements are being met. The last joint certification review was completed in May 2014 which resulted in the joint certification of the St. Lucie TPO. Support documentation concerning the Federal and joint certification reviews is on file at the St. Lucie TPO offices and available for review during normal business hours.

B.10 Congestion Management Process (CMP)

The development and implementation of a CMP is a requirement to be eligible for Federal funding. CMP Box Funds in the amount of \$300,000 were initially established in the TIP for FY 2014/15. In addition, the RL RTP continues to allocate \$300,000 in funding towards the CMP on a yearly basis through 2035.

The overall purpose of the St. Lucie TPO CMP is to create a better quality of life for St. Lucie residents and visitors through lowering travel delay, reducing harmful emissions, and improving safety. The CMP identifies areas with congestion or safety issues, develops strategies to address the issues, and prioritizes projects based a ranking criteria.

The St. Lucie TPO CMP was adopted in 2011, and a two-tiered approach (Tier I and Tier II) was utilized in the CMP to identify projects. The Tier I analysis provided a system-wide screening for areas of concern. The Tier II analysis included a detailed evaluation of the identified areas of concern. Based on the results of the Tier II evaluation, CMP projects were identified, and a project scoring criteria and the basis for the CMP Implementation Plan were developed.

Incorporating multimodal performance measures, the CMP Implementation Plan utilizes both traditional and non-traditional strategies to address the areas of concern, to reduce vehicle miles traveled, and to consider climate adaptation and proposes improvements which support multimodal elements and safety. The CMP projects from the CMP Implementation Plan that are not funded in the TIP may be added to the TPO's List of Priority Projects (LOPP) for future funding with the CMP Box Funds.

B.11 Transportation Disadvantaged (TD) Program

TD services are facilitated by the St. Lucie TPO pursuant to Florida Statute 427.015. The projects and costs of the St. Lucie TPO TD Program are summarized in the following:

Commission for the Transportation Disadvantaged FY 2014-2015

Trip & Equipment
Grant AllocationsPlanning
Grant Allocations Costs Funds

# 43202718401		TRIP/EQUIPMENT	# 43202818401	VOLUNTARY	VOLUNTARY	ESTIMATED	# 19363011401	PROJECT	PROJECT
TRIP/EQUIPMENT	LOCAL	FUNDS	VOLUNTARY	DOLLARS	DOLLARS	PROJECT FUNDING	PLANNING FUNDS	COSTS	FUNDING
FUNDS	MATCH	TOTAL	DOLLARS	LOCAL MATCH	TOTAL	TOTAL	TOTAL	TOTAL	TOTAL
\$496,338	\$55,149	\$551,487	\$99	\$11	\$110	\$551,597	\$24,889	\$576,486	\$576,486

B.12 Transportation Regional Incentive Program (TRIP)

In 2005, the Florida Legislature enacted the Florida TRIP through Senate Bill 360. The stated purpose of the program is to encourage regional planning by providing state matching funds for improvements to regionally-significant transportation facilities identified and prioritized by regional partners.

According to FDOT, two primary program requirements are as follows:

- 1) Eligible recipients must be a partner, through an Inter-local Agreement, to a regional transportation planning entity; and,
- 2) The partners must represent a regional transportation planning area and develop a plan that identifies and prioritizes regionally significant facilities.

To satisfy the application requirements for TRIP funding, an Inter-local Agreement was executed by the St. Lucie TPO, Martin MPO, and Indian River MPO to create a regional transportation planning entity known as the Treasure Coast Transportation Council (TCTC). The TCTC subsequently adopted a plan to identify and prioritize regionally significant facilities for the selection of projects for TRIP funding. This plan was included in the respective Long Range Transportation Plans of the St. Lucie TPO/Martin MPO and the Indian River MPO.

St. Lucie TPO projects currently programmed for TRIP funding consist of the SR-713/Kings Highway project (#4241431) which is receiving \$783,747 in TRIP funding, the SR-713 @ SR-614 project (#4241432) which is receiving \$4,526,830 in TRIP funding, and the Crosstown Parkway project (#4108444) which is receiving \$189,527 in TRIP funding.

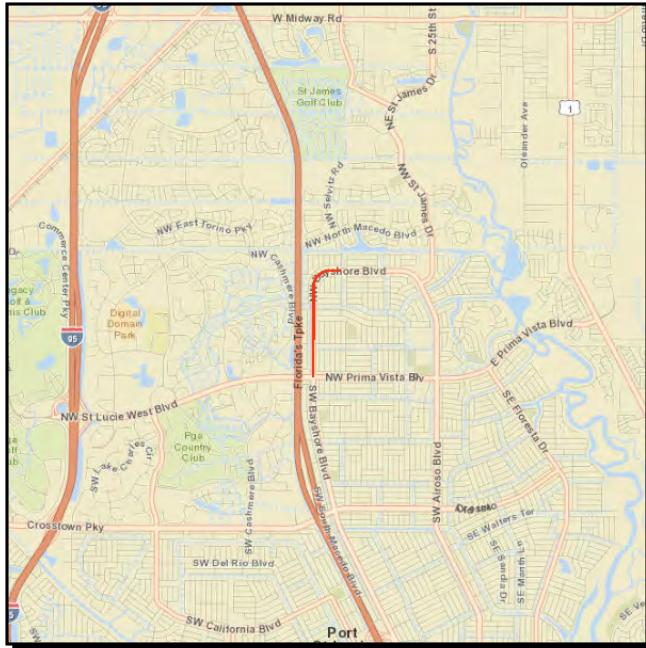
C. DETAILED PROJECT LISTINGS

Section C 1 - Highway/Roadway Projects

BAYSHORE BOULEVARD

4296311

Non-SIS



Project Description: Construction of sidewalk on Bayshore Blvd. from Prima Vista Blvd to Selvitz Road

Work Summary: SIDEWALK
From: PRIMA VISTA BLVD
To: SELVITZ ROAD

Lead Agency: CITY OF PORT ST LUCIE **Length:** 1.359 mi

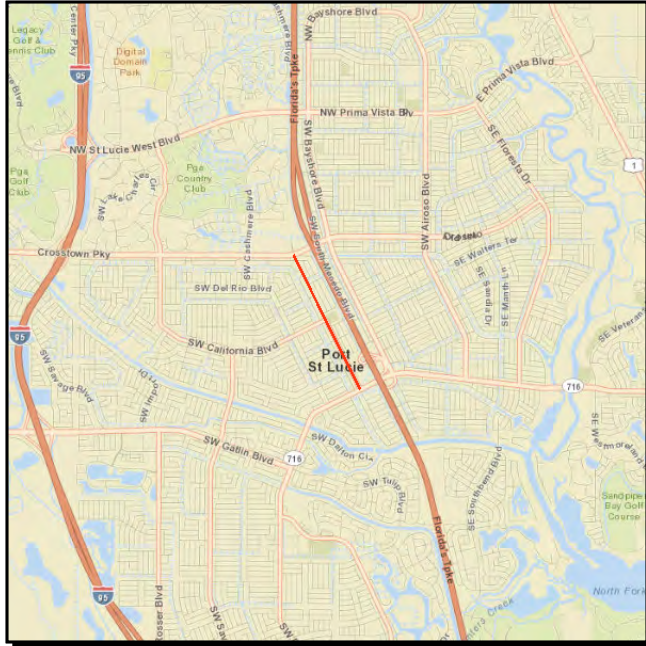
Phase	Fund Source	2014/15	2015/16	2016/17	2017/18	2018/19	Total
CST	TALT	160,000	0	0	0	0	160,000
CST	SA	5,000	0	0	0	0	5,000
CST	LF	78,000	0	0	0	0	78,000
CST	SU	306,000	0	0	0	0	306,000
Total		549,000	0	0	0	0	549,000

Prior Year Cost: 6,266
Future Year Cost: 0
Total Project Cost: 555,266
LRTP: Page 7-4

CAMEO BOULEVARD

4331951

Non-SIS



Project Description: Install six-foot wide sidewalk on Cameo Boulevard to connect the sidewalk Port St. Lucie Boulevard to the sidewalk on Crosstown Parkway

Work Summary: SIDEWALK
From: SW PORT ST.LUCIE BLVD
To: CROSSTOWN PARKWAY

Lead Agency: CITY OF PORT ST LUCIE **Length:** 2.468 Miles

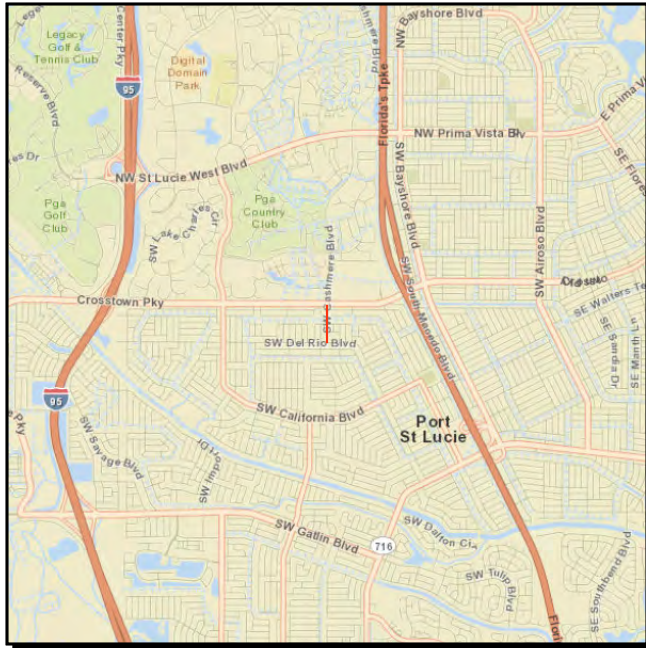
Phase	Fund Source	2014/15	2015/16	2016/17	2017/18	2018/19	Total
CST	TALT	0	754,800	0	0	0	754,800
CST	LFP	0	209,553	0	0	0	209,553
Total		0	964,353	0	0	0	964,353

Prior Year Cost: 5,000
Future Year Cost: 0
Total Project Cost: 969,353
LRTP: Page 7-4

CASHMERE BOULEVARD

4316511

Non-SIS



Project Description: Install a sidewalk on the east side of Cashmere Blvd from Del Rio to the sidewalk at the north entrance to Centennial High School

Work Summary: SIDEWALK

From: SW DEL RIO BLVD

To: North of Centennial High School

Lead Agency: CITY OF PORT ST LUCIE **Length:** 0.798

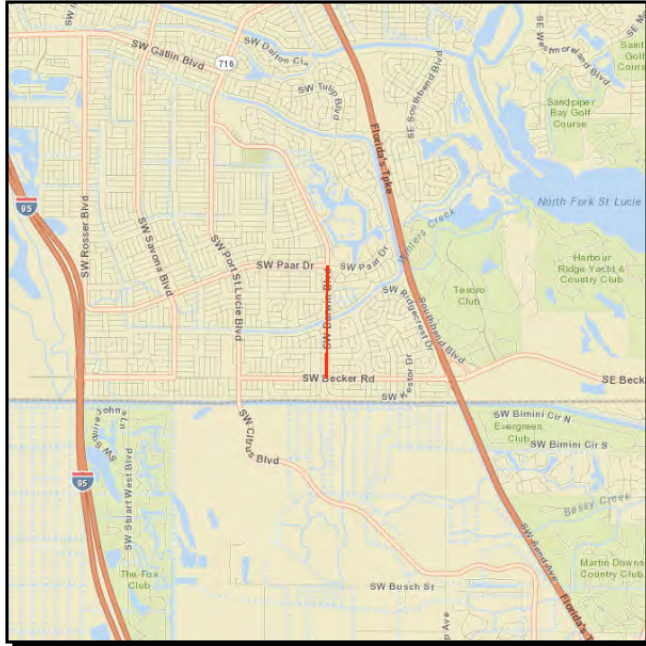
Phase	Fund Source	2014/15	2015/16	2016/17	2017/18	2018/19	Total
CST	TALT	31,325	0	0	0	0	31,325
CST	TALU	292,645	0	0	0	0	292,645
Total		323,970	0	0	0	0	323,970

Prior Year Cost: 5,000
Future Year Cost: 0
Total Project Cost: 328,970
LRTP: Page 7-4

DARWIN BOULEVARD

4317381

Non-SIS



Project Description: Add Sidewalk on DARWIN BLVD FROM SW PAAR DRIVE TO SW BECKER ROAD

Work Summary: SIDEWALK
From: SW PAAR DRIVE
To: SW BECKER ROAD

Lead Agency: CITY OF PORT ST LUCIE **Length:** 1.248

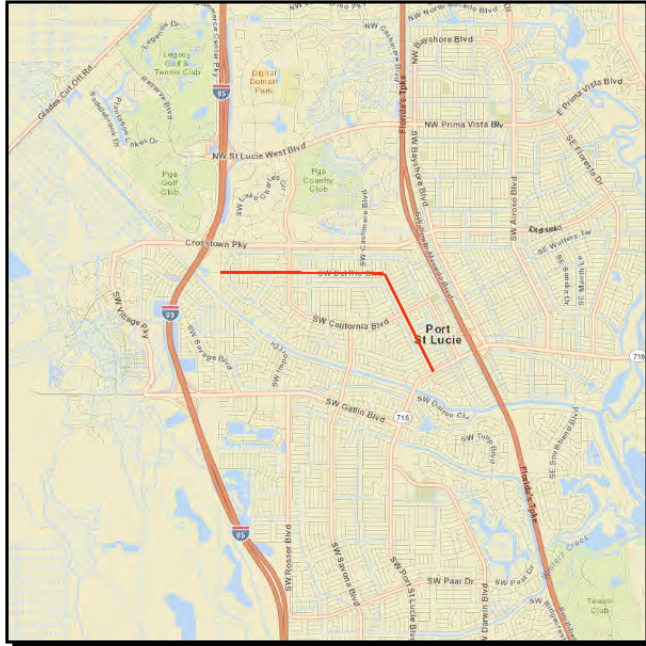
Phase	Fund Source	2014/15	2015/16	2016/17	2017/18	2018/19	Total
CST	TALT	960,400	0	0	0	0	960,400
Total		960,400	0	0	0	0	960,400

Prior Year Cost: 5,000
Future Year Cost: 0
Total Project Cost: 965,400
LRTP: Page 7-4

DEL RIO BOULEVARD

4317291

Non-SIS



Project Description: Add Sidewalk adjacent to DelRio Blvd. FROM PORT ST. LUCIE BLVD TO MacKenzie Street

Work Summary: SIDEWALK **From:** PORT ST. LUCIE BLVD

To: MACKENZIE STREET

Lead Agency: CITY OF PORT ST LUCIE **Length:** 3.70

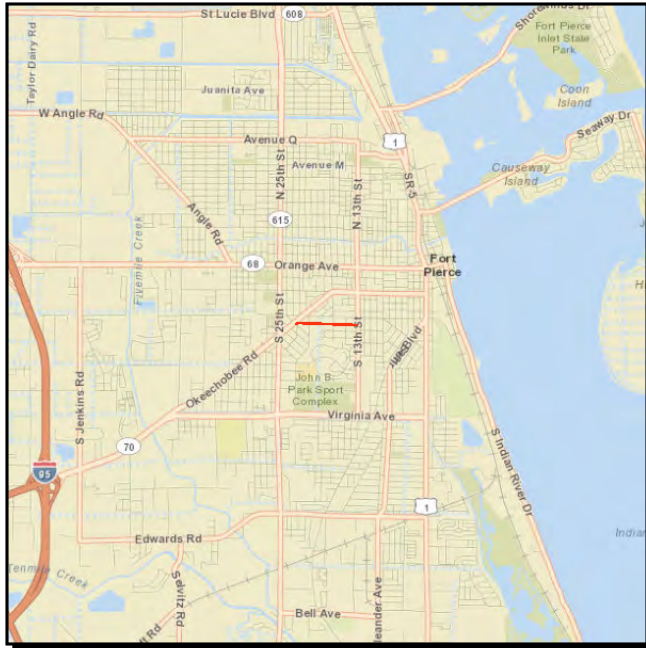
Phase	Fund Source	2014/15	2015/16	2016/17	2017/18	2018/19	Total
CST	TALT	0	858,939	0	0	0	858,939
CST	SA	0	32,589	0	0	0	32,589
CST	TALU	0	95,746	0	0	0	95,746
Total		0	987,274	0	0	0	987,274

Prior Year Cost: 5,000
Future Year Cost: 0
Total Project Cost: 992,274
LRTP: Page 7-4

HAVANA AVENUE

4316891

Non-SIS



Project Description: Sidewalk Havana Avenue from Kaufman Ave to S. 13th Steet
Sidewalk Birch Road from Nebraska Ave to Kaufman Avenue

Work Summary: SIDEWALK
From: KAUFMAN AVENUE
To: SOUTH 13TH STREET

Lead Agency: CITY OF FORT PIERCE **Length:** 1.246

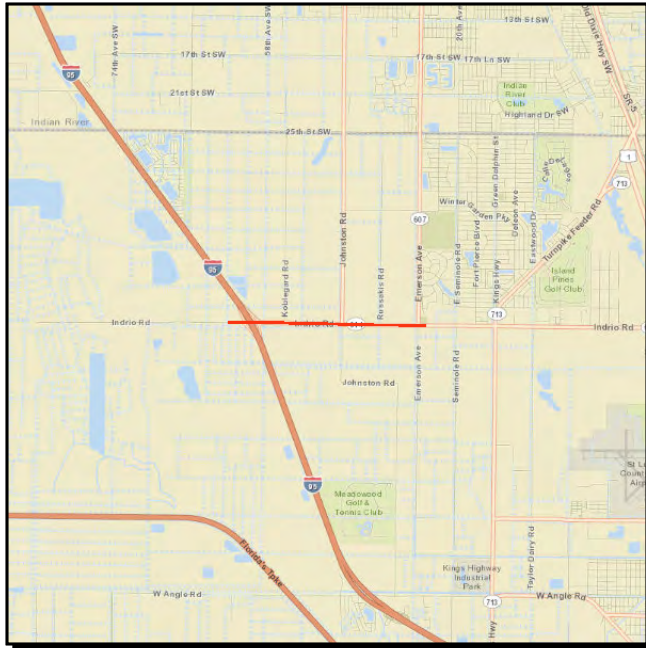
Phase	Fund Source	2014/15	2015/16	2016/17	2017/18	2018/19	Total
CST	TALT	147,978	0	0	0	0	147,978
CST	LFP	16,150	0	0	0	0	16,150
CST	TALU	186,482	0	0	0	0	186,482
Total		350,610	0	0	0	0	350,610

Prior Year Cost: 5,000
Future Year Cost: 0
Total Project Cost: 355,610
LRTP: Page 7-4

INDRIO ROAD / SR-614

2303384

Non-SIS



Project Description: Re-Construction

Work Summary: ADD LANES & RECONSTRUCT

From: WEST OF SR-9/I-95 TO

To: EAST OF SR-670/EMERSONAV

Lead Agency: FDOT

Length: .

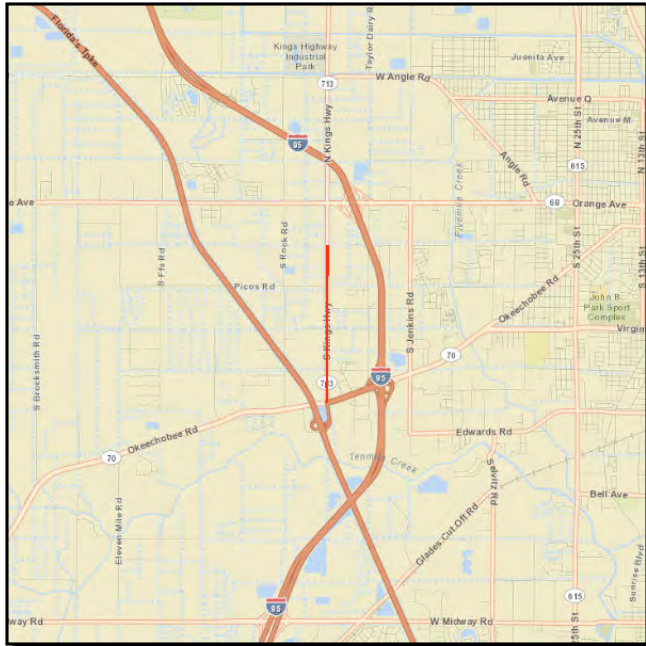
Phase	Fund Source	2014/15	2015/16	2016/17	2017/18	2018/19	Total
ROW	DDR	1,519,051	55,737	16,745	0	0	1,591,533
ROW	DS	2,048,063	0	1,214,657	0	0	3,262,720
ROW	DIH	254,401	43,709	0	0	0	298,110
ROW	SU	1,126,173	1,020,827	0	0	0	2,147,000
Total		4,947,688	1,120,273	1,231,402	0	0	7,299,363

Prior Year Cost: 4,840,253
Future Year Cost: 0
Total Project Cost: 12,139,616
LRTP: Page 8-19

KING'S HIGHWAY / SR-713

2302566

Non-SIS



Project Description: ADD LANES & RECONSTRUCT SR-713/KINGS HWY FR 800' S OF SR-70 TO N OF PICOS ROAD

Work Summary: ADD LANES & RECONSTRUCT

From:

To:

Lead Agency: FDOT

Length: 2.273 MI

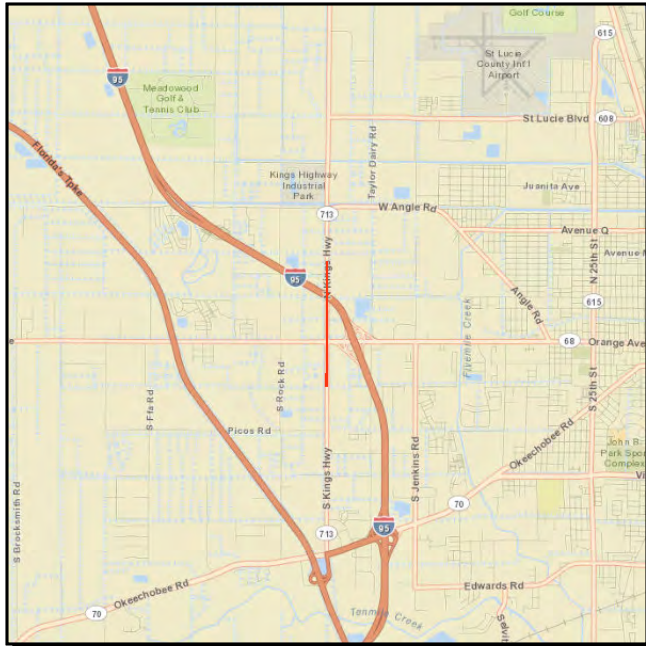
Prior Year Cost: 1,486,900
Future Year Cost: 0
Total Project Cost: 37,383,555
LRTP: Page 8-19

Phase	Fund Source	2014/15	2015/16	2016/17	2017/18	2018/19	Total
RRU	SU	500,000	0	0	0	0	500,000
ROW	DDR	133,827	136,012	1,083,865	730,406	0	2,084,110
ROW	DS	3,894,806	0	0	0	0	3,894,806
ROW	DIH	90,699	63,591	28,138	36,962	0	219,390
MSC	DS	75,000	0	0	0	0	75,000
ROW	SA	0	2,757,054	0	0	0	2,757,054
ROW	SU	0	1,045,122	0	0	0	1,045,122
CST	SA	0	0	931,242	0	0	931,242
CST	SU	0	0	1,151,749	0	0	1,151,749
CST	DS	0	0	1,418,686	0	0	1,418,686
CST	DDR	0	0	21,819,496	0	0	21,819,496
Total		4,694,332	4,001,779	26,433,176	767,368	0	35,896,655

KING'S HIGHWAY / SR-713

2302567

Non-SIS



Project Description: ADD LANES & RECONSTRUCT SR-713/KINGS HWY FROM NORTH OF PICOS RD TO NORTH OF I-95 OVERPASS

Work Summary: ADD LANES & RECONSTRUCT

From:

To:

Lead Agency: FDOT

Length: 1.410 MI

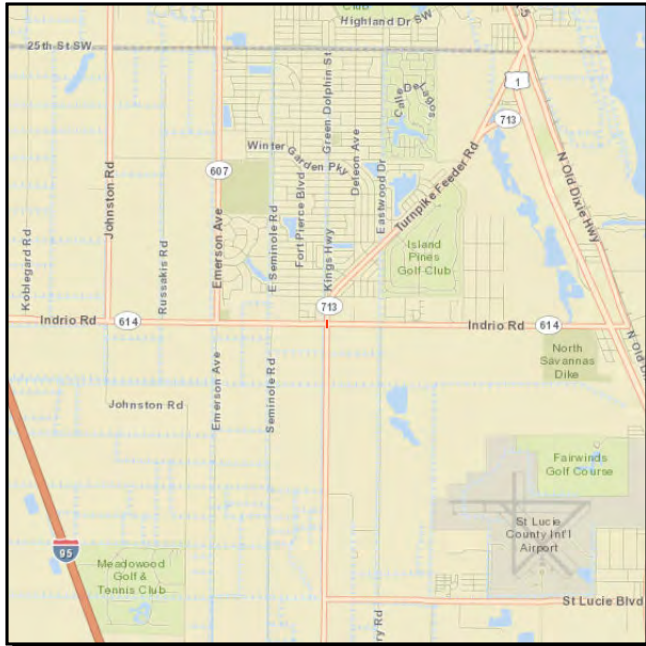
Phase	Fund Source	2014/15	2015/16	2016/17	2017/18	2018/19	Total
ROW	DDR	58,730	1,655,770	700,000	0	0	2,414,500
ROW	DIH	107,540	0	0	0	0	107,540
ROW	DS	0	0	16,795	0	0	16,795
ROW	SA	0	0	2,792,594	0	0	2,792,594
CST	SA	0	0	0	0	1,449,652	1,449,652
CST	DIH	0	0	0	0	519,750	519,750
CST	DDR	0	0	0	0	17,120,925	17,120,925
Total		166,270	1,655,770	3,509,389	0	19,090,327	24,421,756

Prior Year Cost: 1,059,129
Future Year Cost: 0
Total Project Cost: 25,480,885
LRTP: Page 8-19

KING'S HIGHWAY / SR-713

4241431

Non-SIS



Project Description: Details: Right-of-way acquisition for construction of turn lanes at intersection

Work Summary: ADD TURN LANE(S) **From:** @ SR-614

To: @SR-713

Lead Agency: FDOT

Length: 1.084 mi

Phase	Fund Source	2014/15	2015/16	2016/17	2017/18	2018/19	Total
ROW	TRIP	783,747	0	0	0	0	783,747
ROW	LFP	2,197,056	1,000,000	225,000	217,854	0	3,639,910
ROW	CIGP	1,569,329	1,000,000	225,000	217,854	0	3,012,183
Total		4,550,132	2,000,000	450,000	435,708	0	7,435,840

Prior Year Cost: 5,544,148

Future Year Cost: 0

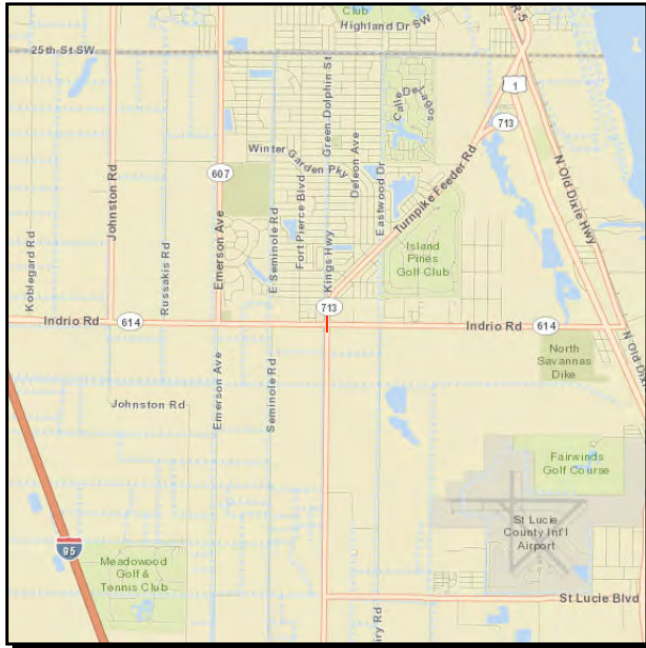
Total Project Cost: 12,979,988

LRTP: Page 8-19

KING'S HIGHWAY / SR-713

4241432

Non-SIS



Project Description: Construction
SR-713 @ SR-614 INTERSECTION

Work Summary:

From:

To:

Lead Agency:

Managed by FDOT

Length: .000

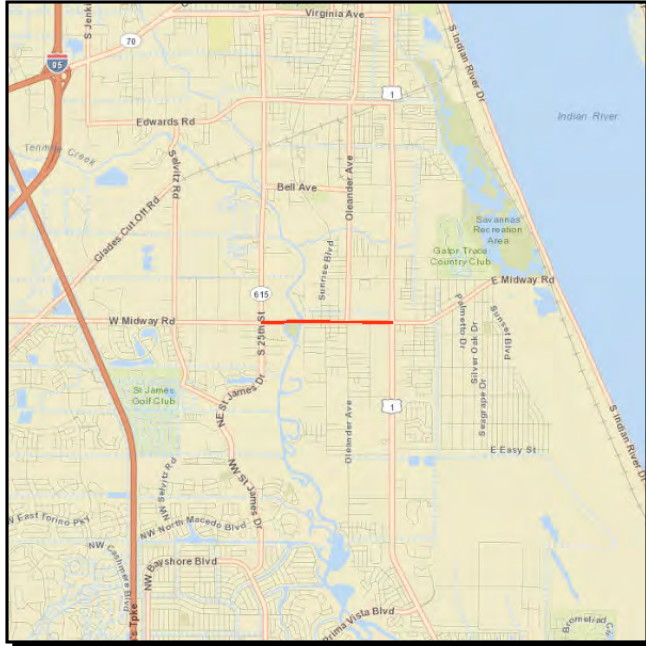
Phase	Fund Source	2014/15	2015/16	2016/17	2017/18	2018/19	Total
CST	LFP	0	2,043,412	3,719,227	0	0	5,762,639
CST	TRIP	0	2,043,412	2,483,418	0	0	4,526,830
CST	LF	0	0	1,101,987	0	0	1,101,987
Total		0	4,086,824	7,304,632	0	0	11,391,456

Prior Year Cost: 0
Future Year Cost: 0
Total Project Cost: 11,391,456
LRTP: Page 8-19

MIDWAY ROAD / CR-712

2314402

Non-SIS



Project Description: Details: Construction to widen road from 25th St/SR-615 to SR-5/US 1 from 2 to 4 lanes with bike lanes,

Work Summary: ADD LANES & RECONSTRUCT **From:** S. 25TH ST/SR-615

To: SR-5/US-1

Lead Agency: FDOT

Length: 1.647 mi

Phase	Fund Source	2014/15	2015/16	2016/17	2017/18	2018/19	Total
CST	CM	1,875,972	0	0	0	0	1,875,972
CST	ACSA	90,000	0	0	0	0	90,000
CST	SA	25,959,111	0	0	0	0	25,959,111
ROW	SU	1,610,881	24,998	3,725,163	3,814,740	0	9,175,782
ROW	SA	4,783,685	2,277,420	0	161,720	0	7,222,825
CST	SU	831,753	0	0	0	0	831,753
Total		35,151,402	2,302,418	3,725,163	3,976,460	0	45,155,443

Prior Year Cost: 11,789,894

Future Year Cost: 0

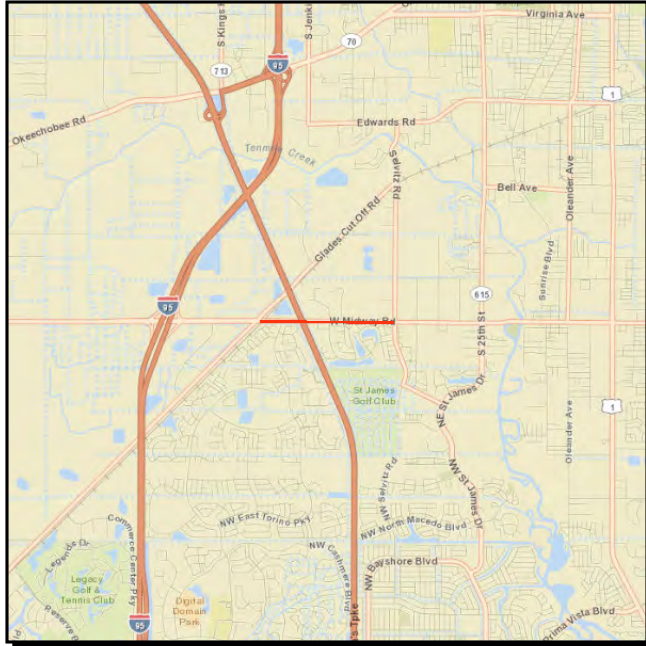
Total Project Cost: 56,945,337

LRTP: Page 4-7

MIDWAY ROAD / CR-712

2314403

Non-SIS



Project Description: W. MIDWAY RD/CR-712 FROM GLADES CUT OFF ROAD TO SELVITZ ROAD

Work Summary: PD&E/EMO STUDY **From:** GLADES CUT OFF ROAD
To: SELVITZ ROAD

Lead Agency: Managed by FDOT **Length:** 1.592 MI

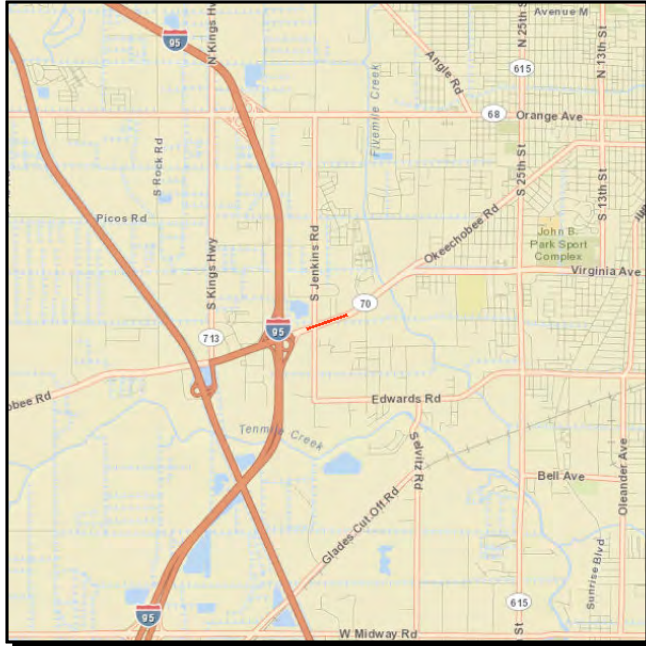
Phase	Fund Source	2014/15	2015/16	2016/17	2017/18	2018/19	Total
PE	LFP	1,650,000	0	2,150,000	0	0	3,800,000
Total		1,650,000	0	2,150,000	0	0	3,800,000

Prior Year Cost: 0
Future Year Cost: 0
Total Project Cost: 3,800,000
LRTP: Page 4-7

OKEECHOBEE ROAD / SR-70

4289841

Non-SIS



Project Description: The proposed improvements along SR 70 /Okeechobee Road entail to mill, resurface and widen 0.549 miles, providing four through lanes, a right turn

Work Summary: ADD LANES & REHABILITATE PVMNT **From:** 900' W OF JENKINS RD

To: 2700' E OF JENKINS RD

Lead Agency: FDOT **Length:** 1.486 mi

Phase	Fund Source	2014/15	2015/16	2016/17	2017/18	2018/19	Total
ROW	DDR	389,158	370,888	0	0	0	760,046
CST	DIH	5,150	0	0	0	0	5,150
CST	DDR	5,905,378	0	0	0	0	5,905,378
CST	LF	52,640	0	0	0	0	52,640
ROW	DS	0	747,868	0	0	0	747,868
Total		6,352,326	1,118,756	0	0	0	7,471,082

Prior Year Cost: 2,677,882
Future Year Cost: 0
Total Project Cost: 10,148,964
LRTP: Page 4-7

PORT ST. LUCIE BOULEVARD

4317522

Non-SIS



Project Description: PORT ST LUCIE BLVD FROM PAAR DRIVE TO DARWIN BLVD

Work Summary: ADD LANES & RECONSTRUCT

From:

To:

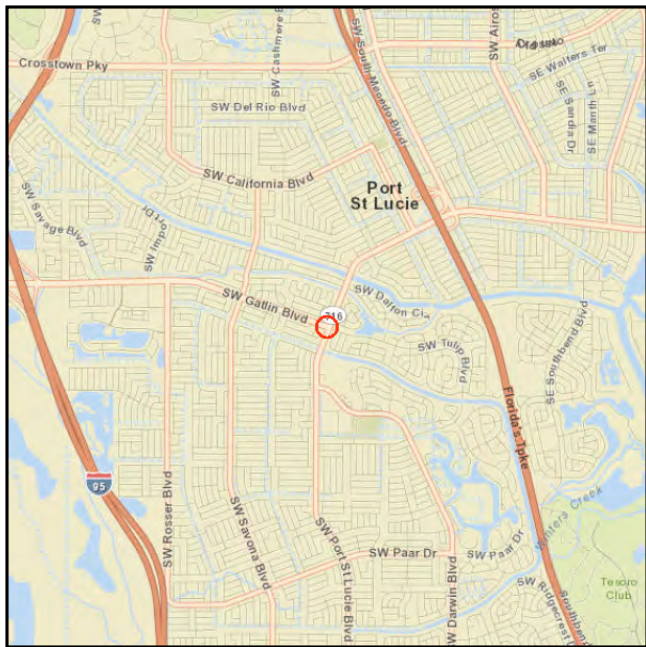
Lead Agency: Managed by FDOT

Length: 1.680 MI

Phase	Fund Source	2014/15	2015/16	2016/17	2017/18	2018/19	Total
PE	SA	4,025,000	0	0	0	0	4,025,000
Total		4,025,000	0	0	0	0	4,025,000

Prior Year Cost: 0
Future Year Cost: 0
Total Project Cost: 4,025,000
LRTP: Page 8-19

Non-SIS



Work Summary: INTERSECTION IMPROVEMENT

To: @ Gatlin Blvd / Tulip Blvd

Lead Agency: CITY OF PORT ST LUCIE **Length:** .046 MI

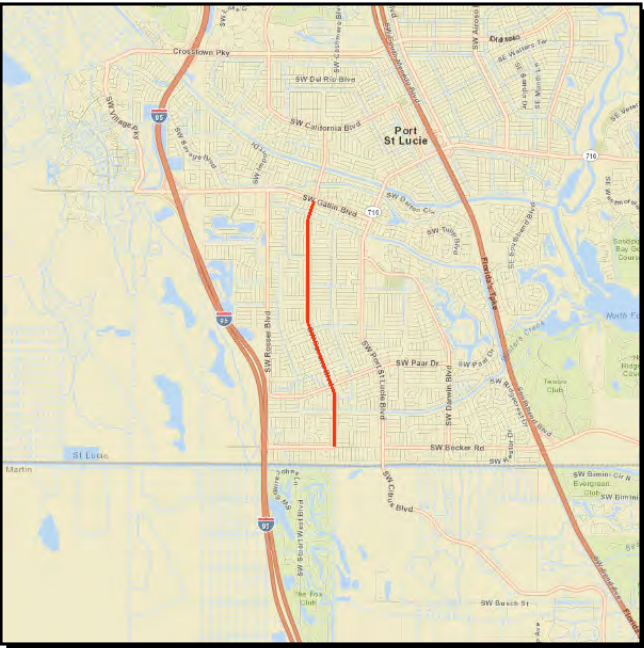
Phase	Fund Source	2014/15	2015/16	2016/17	2017/18	2018/19	Total
PE	SA	0	5,000	0	0	0	5,000
CST	SA	0	0	0	5,000	0	5,000
CST	SU	0	0	0	515,000	0	515,000
Total		0	5,000	0	520,000	0	525,000

Prior Year Cost:	0
Future Year Cost:	0
Total Project Cost:	525,000
LRTP:	Page 7-4

SAVONA BOULEVARD

4317351

Non-SIS



Project Description: Add sidewalk adjacent to Savona Blulevard from Becker Road to Gatlin Boulevard

Work Summary: SIDEWALK **From:** SW BECKER ROAD
To: SW GATLIN BLVD

Lead Agency: CITY OF PORT ST LUCIE **Length:** 3.720

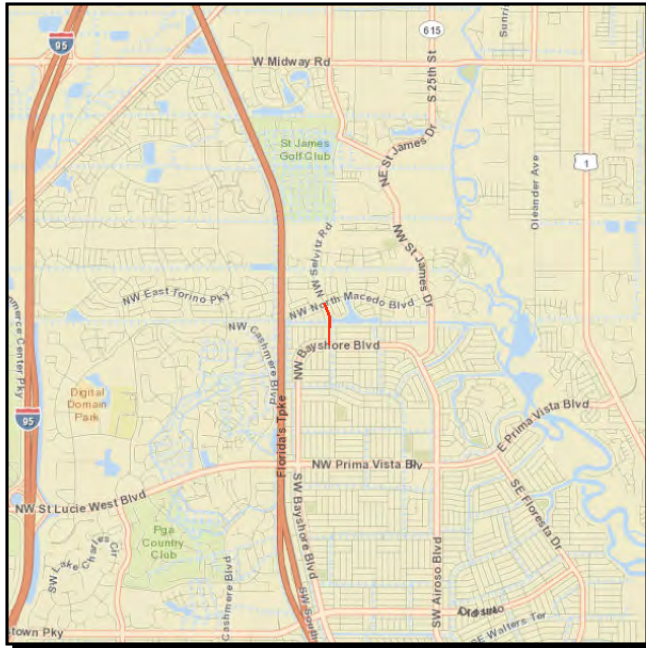
Phase	Fund Source	2014/15	2015/16	2016/17	2017/18	2018/19	Total
CST	TALT	699,102	0	0	0	0	699,102
CST	SR2S	948,358	0	0	0	0	948,358
Total		1,647,460	0	0	0	0	1,647,460

Prior Year Cost: 5,000
Future Year Cost: 0
Total Project Cost: 1,652,460
LRTP: Page 7-4

SELVITZ ROAD

4352631

Non-SIS



Project Description: SELVITZ ROAD SIDEWALK FROM BAYSHORE BLVD TO NORTH MACEDO BLVD.

Work Summary: SIDEWALK
From: Bayshore Blvd.
To: North Macedo Blvd.

Lead Agency: CITY OF PORT ST LUCIE **Length:** .420 MI

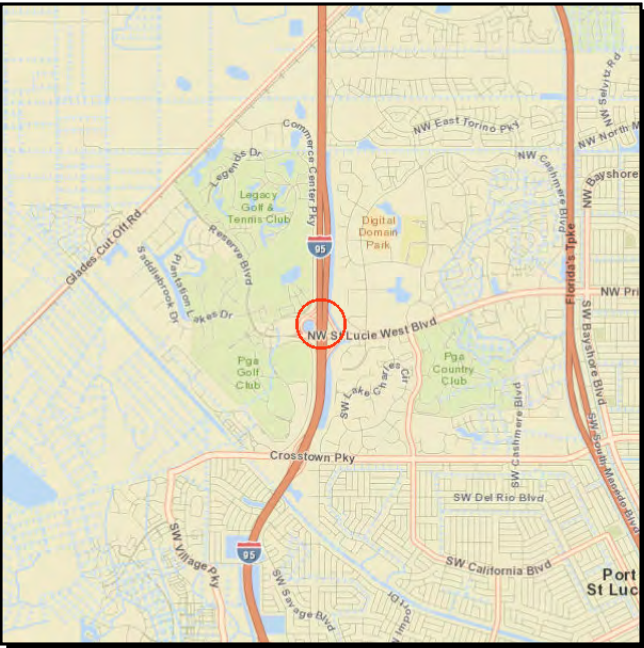
Phase	Fund Source	2014/15	2015/16	2016/17	2017/18	2018/19	Total
PE	TALT	7,000	0	0	0	0	7,000
CST	LFP	0	0	58,265	0	0	58,265
CST	TALU	0	0	343,984	0	0	343,984
Total		7,000	0	402,249	0	0	409,249

Prior Year Cost: 0
Future Year Cost: 0
Total Project Cost: 409,249
LRTP: Page 7-4

SR-9/I-95 AT ST. LUCIE WEST BLVD

4353401

SIS



Project Description: Add Lanes and Reconstruct St. Lucie West Blvd. Bridge over I-95

Work Summary:

From:

To:

Lead Agency: Managed by FDOT

Length: .000

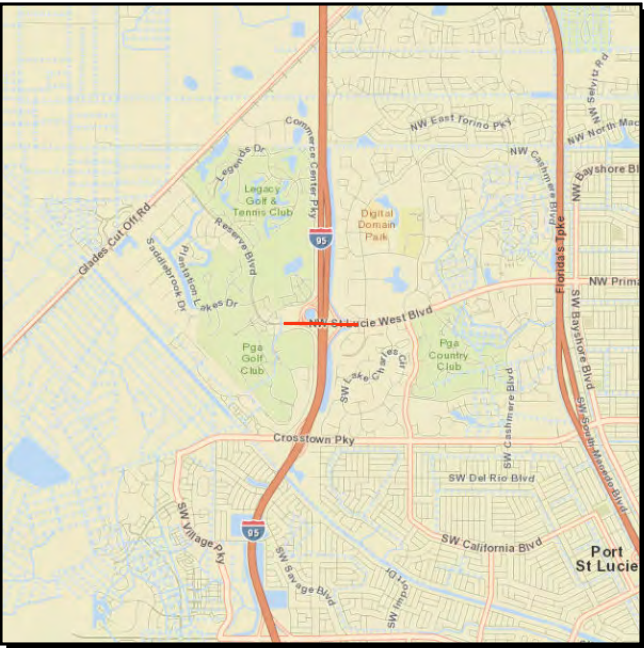
Phase	Fund Source	2014/15	2015/16	2016/17	2017/18	2018/19	Total
CST	LF	0	0	0	3,100,000	0	3,100,000
Total		0	0	0	3,100,000	0	3,100,000

Prior Year Cost: 0
Future Year Cost: 0
Total Project Cost: 3,100,000
LRTP: Page 8-19

SR-9/I-95 AT ST. LUCIE WEST BLVD.

4353371

SIS



Project Description: Add Lanes and Reconstruct St. Lucie West Blvd. Bridge over I-95

Work Summary:

From:

To:

Lead Agency:

Managed by FDOT

Length: 2.743 MI

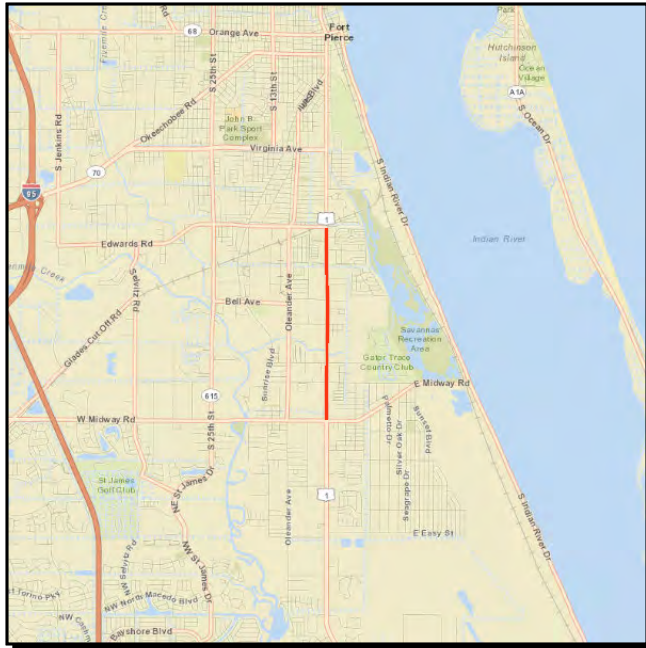
Phase	Fund Source	2014/15	2015/16	2016/17	2017/18	2018/19	Total
PE	DS	1,500,000	0	0	0	0	1,500,000
PE	DIH	50,000	0	0	0	0	50,000
Total		1,550,000	0	0	0	0	1,550,000

Prior Year Cost: 0
Future Year Cost: 0
Total Project Cost: 1,550,000
LRTP: Page 8-19

US HIGHWAY 1

4287281

Non-SIS



Project Description: Details: Resurfacing of road and construction of sidewalks to fill

Work Summary: SIDEWALK
From: MIDWAY ROAD
To: EDWARDS ROAD

Lead Agency: FDOT
Length: 2.310 mi

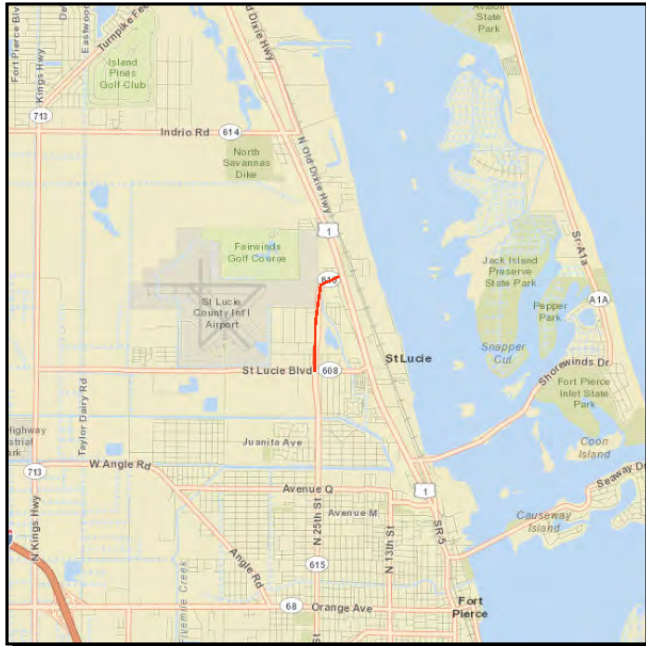
Phase	Fund Source	2014/15	2015/16	2016/17	2017/18	2018/19	Total
MSC	DS	50,000	0	0	0	0	50,000
RRU	DDR	0	0	50,000	0	0	50,000
CST	DIH	0	0	0	11,220	0	11,220
CST	DDR	0	0	0	5,743,457	0	5,743,457
Total		50,000	0	50,000	5,754,677	0	5,854,677

Prior Year Cost: 776,862
Future Year Cost: 0
Total Project Cost: 6,631,539
LRTP: Page 7-4

25 STREET / SR-615

4323261

Non-SIS



Project Description: Resurfacing 2 inches of North 25th Street from CR 608/St. Lucie Blvd. to SR 5/US-1 and Addition of sidewalk from Industrial

Work Summary:

From:

To:

Lead Agency:

Managed by FDOT

Length: 1.152 MI

Phase	Fund Source	2014/15	2015/16	2016/17	2017/18	2018/19	Total
PE	DDR	120,000	0	0	0	0	120,000
PE	DIH	10,000	0	0	0	0	10,000
CST	DIH	0	0	10,910	0	0	10,910
CST	DDR	0	0	1,841,877	0	0	1,841,877
Total		130,000	0	1,852,787	0	0	1,982,787

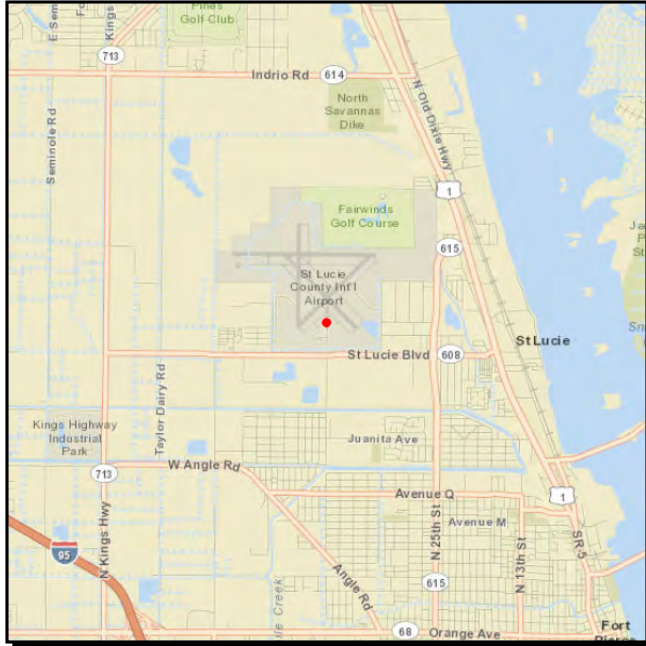
Prior Year Cost: 5,000
Future Year Cost: 0
Total Project Cost: 1,987,787
LRTP: Page 8-19

Section C 2 - Aviation Projects

ST. LUCIE COUNTY AIRPORT

4182711

Non-SIS



Project Description: MICROSURFACE RUNWAY 14/32

Work Summary: AVIATION PRESERVATION
From: INTERNATIONAL AIRPORT
To: MICROSURFACE RUNWAY 14/32

Lead Agency: ST LUCIE COUNTY

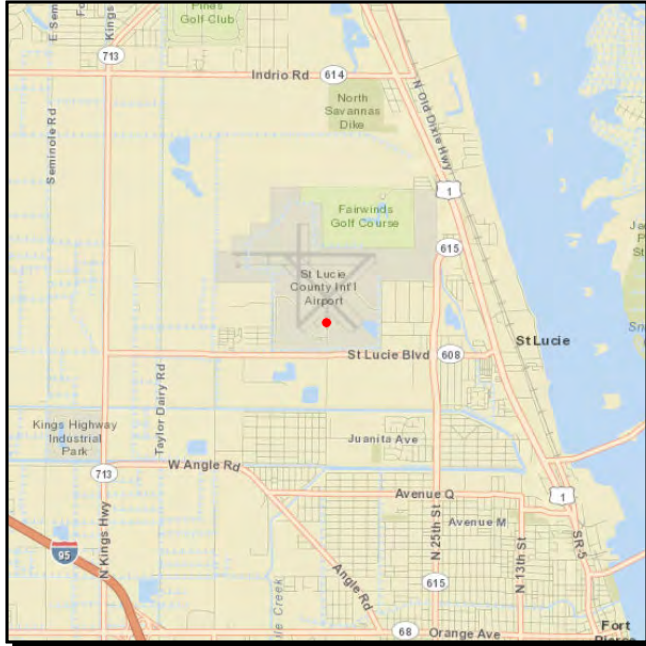
Phase	Fund Source	2014/15	2015/16	2016/17	2017/18	2018/19	Total
MSC	FAA	1,161,000	0	0	0	0	1,161,000
MSC	LF	64,500	0	0	0	0	64,500
MSC	DPTO	64,500	0	0	0	0	64,500
Total		1,290,000	0	0	0	0	1,290,000

Prior Year Cost: 0
Future Year Cost: 0
Total Project Cost: 1,290,000

ST. LUCIE COUNTY AIRPORT

4239601

Non-SIS



Project Description: CONSTRUCT TAXI WAY EXTNSN

Work Summary: AVIATION CAPACITY PROJECT

From: INTERNATIONAL AIRPORT

To: CONSTRUCT TAXIWAYEXTNSN

Lead Agency: ST LUCIE COUNTY

Phase	Fund Source	2014/15	2015/16	2016/17	2017/18	2018/19	Total
MSC	LF	375,000	0	0	0	0	375,000
MSC	DPTO	1,500,000	0	0	0	0	1,500,000
Total		1,875,000	0	0	0	0	1,875,000

Prior Year Cost: 2,498,750

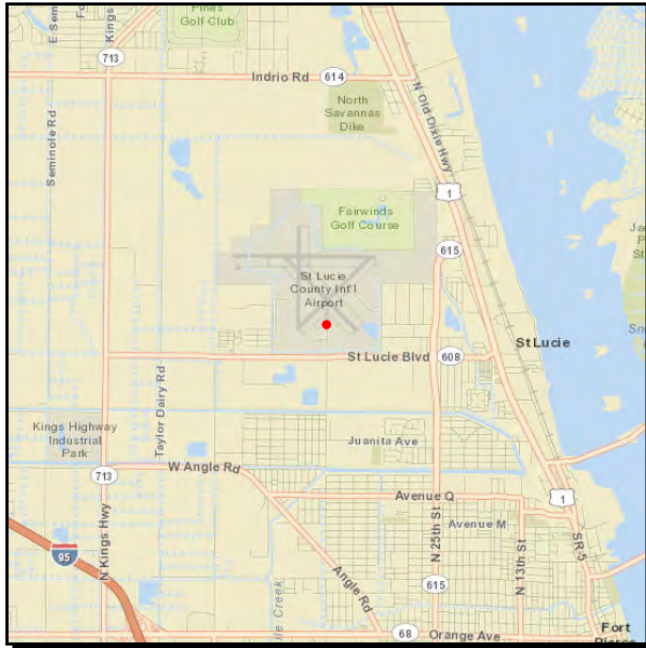
Future Year Cost: 0

Total Project Cost: 4,373,750

ST. LUCIE COUNTY AIRPORT

4297131

Non-SIS



Project Description: EIS NORTH INDUSTRIAL PARK

Work Summary: AVIATION ENVIRONMENTAL

From: INTERNATIONAL AIRPORT

To: EIS NORTH INDUSTRIAL PARK

Lead Agency: ST LUCIE COUNTY

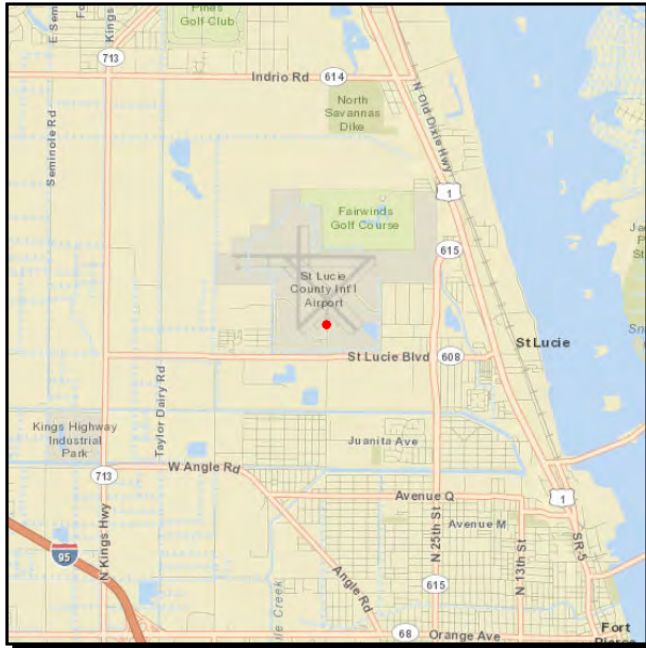
Phase	Fund Source	2014/15	2015/16	2016/17	2017/18	2018/19	Total
MSC	LF	0	0	80,000	0	0	80,000
MSC	DPTO	0	0	320,000	0	0	320,000
Total		0	0	400,000	0	0	400,000

Prior Year Cost: 0
Future Year Cost: 0
Total Project Cost: 400,000

ST. LUCIE COUNTY AIRPORT

4297141

Non-SIS



Project Description: CAPITAL

Work Summary: AVIATION
PRESERVATION

From: INTERNATIONAL AIRPORT

To:

Lead Agency: ST LUCIE COUNTY

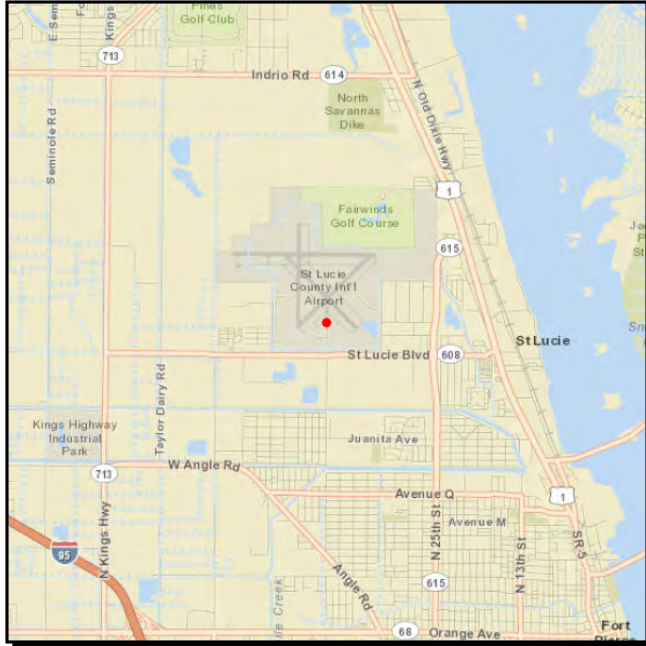
Phase	Fund Source	2014/15	2015/16	2016/17	2017/18	2018/19	Total
MSC	LF	0	30,000	0	0	0	30,000
MSC	DPTO	0	120,000	0	0	0	120,000
Total		0	150,000	0	0	0	150,000

Prior Year Cost: 0
Future Year Cost: 0
Total Project Cost: 150,000

ST. LUCIE COUNTY AIRPORT

4297161

Non-SIS



Project Description: INTERN'L AIRPORT UPDATE AIRPORT MASTER PLAN & ALP

Work Summary: AVIATION CAPACITY PROJECT

From: INTERN'L AIRPORT UPDATE

To: AIRPORT MASTER PLAN & ALP

Lead Agency: ST LUCIE COUNTY

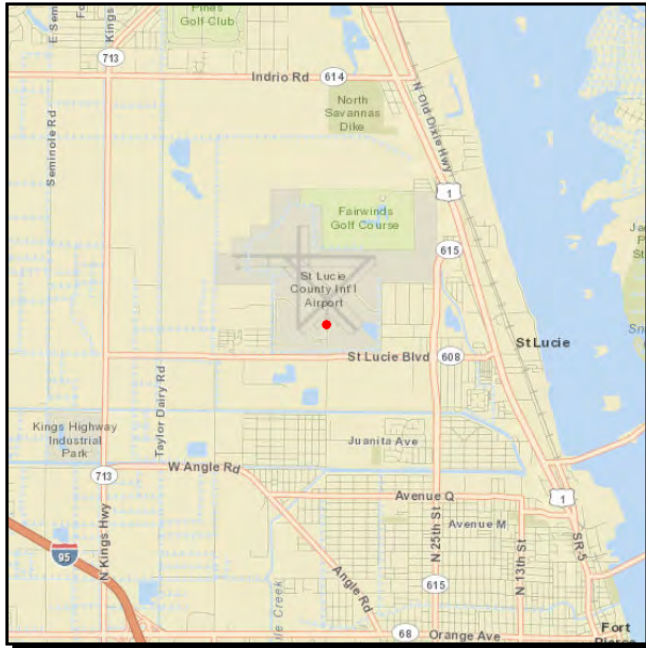
Phase	Fund Source	2014/15	2015/16	2016/17	2017/18	2018/19	Total
MSC	FAA	0	360,000	0	0	0	360,000
MSC	LF	0	20,000	0	0	0	20,000
MSC	DPTO	0	20,000	0	0	0	20,000
Total		0	400,000	0	0	0	400,000

Prior Year Cost: 0
Future Year Cost: 0
Total Project Cost: 400,000

ST. LUCIE COUNTY AIRPORT

4297171

Non-SIS



Project Description: REHABILITATE TAXIWAY D1

Work Summary:

AVIATION PRESERVATION

From:

INTERN'L AIRPORT

To:

REHABILITATE TAXIWAY D1

Lead Agency:

ST LUCIE COUNTY

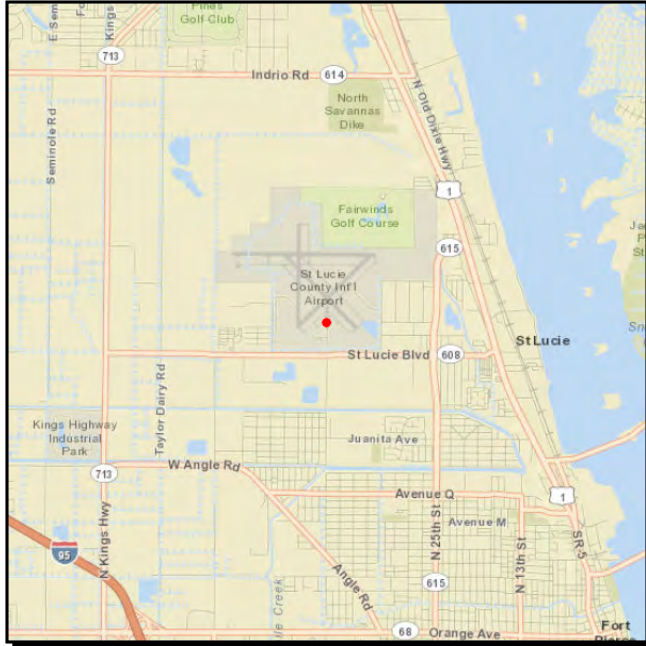
Phase	Fund Source	2014/15	2015/16	2016/17	2017/18	2018/19	Total
MSC	LF	0	84,000	0	0	0	84,000
MSC	DPTO	0	336,000	0	0	0	336,000
Total		0	420,000	0	0	0	420,000

Prior Year Cost:	0
Future Year Cost:	0
Total Project Cost:	420,000

ST. LUCIE COUNTY AIRPORT

4309991

Non-SIS



Project Description: INSTALL & REHAB AIRPORT
INSTALL & REHAB AIRPORT

Work Summary: AVIATION PRESERVATION

From: INSTALL & REHAB AIRPORT

To: INSTALL & REHAB AIRPORT

Lead Agency: ST LUCIE COUNTY

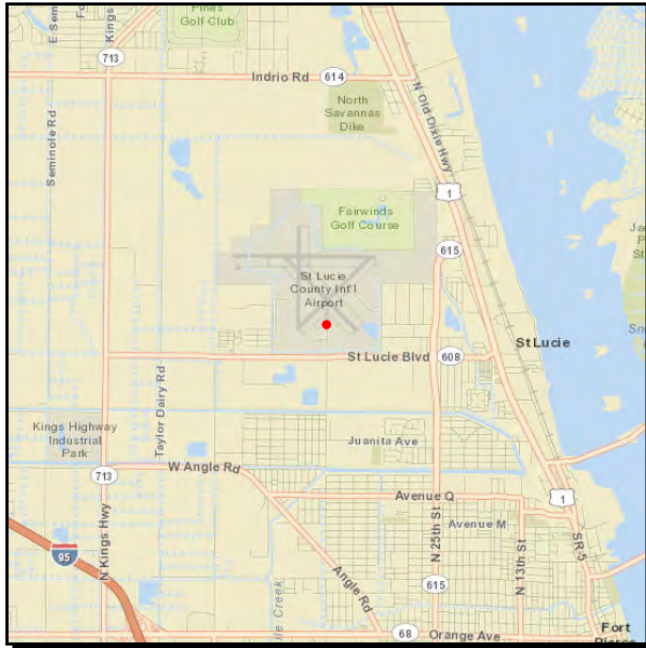
Phase	Fund Source	2014/15	2015/16	2016/17	2017/18	2018/19	Total
MSC	LF	140,000	0	0	0	0	140,000
MSC	DPTO	560,000	0	0	0	0	560,000
Total		700,000	0	0	0	0	700,000

Prior Year Cost: 0
Future Year Cost: 0
Total Project Cost: 700,000

ST. LUCIE COUNTY AIRPORT

4310001

Non-SIS



Project Description: CONTROL IMPROVEMENTS - DRAINAGE & EROSION

Work Summary: AVIATION
PRESERVATION

From: DRAINAGE & EROSION

To: CONTROL IMPROVEMENTS

Lead Agency: ST LUCIE COUNTY

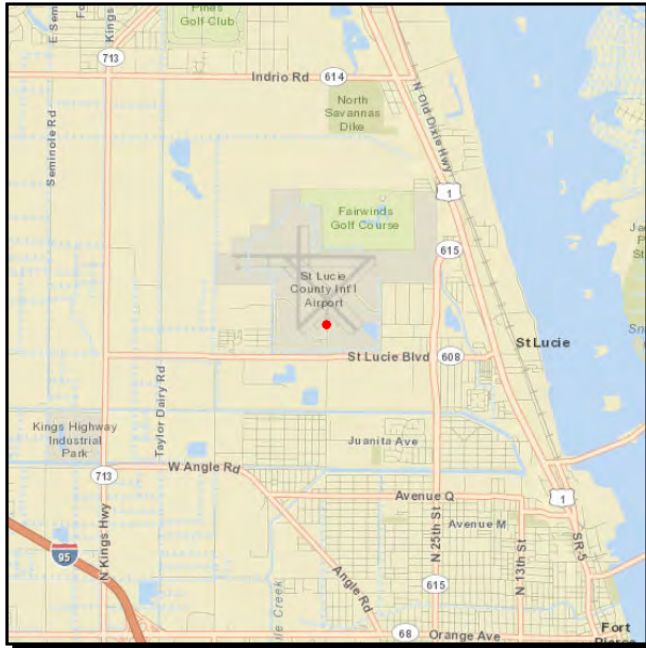
Phase	Fund Source	2014/15	2015/16	2016/17	2017/18	2018/19	Total
MSC	LF	0	80,000	0	0	0	80,000
MSC	DPTO	0	320,000	0	0	0	320,000
Total		0	400,000	0	0	0	400,000

Prior Year Cost: 0
Future Year Cost: 0
Total Project Cost: 400,000

ST. LUCIE COUNTY AIRPORT

4310281

Non-SIS



Project Description: CONSTRUCT SURFACE/TERMINAL PARKING

Work Summary: AVIATION

From: CONSTRUCT SURFACE

To: TERMINAL PARKING

Lead Agency: ST LUCIE COUNTY

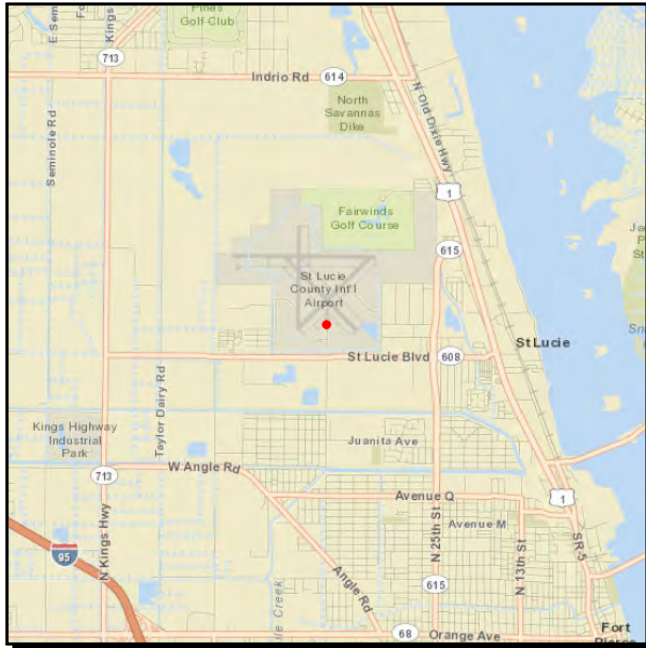
Phase	Fund Source	2014/15	2015/16	2016/17	2017/18	2018/19	Total
MSC	LF	0	0	147,800	0	0	147,800
MSC	DDR	0	0	591,200	0	0	591,200
Total		0	0	739,000	0	0	739,000

Prior Year Cost: 0
Future Year Cost: 0
Total Project Cost: 739,000

ST. LUCIE COUNTY AIRPORT

4310291

Non-SIS



Project Description: DESIGN & CONSTR. AIRPORT ACCESS/SERVICE ROAD

Work Summary: AVIATION
PRESERVATION

From: DESIGN & CONSTR. AIRPORT

To: ACCESS/SERVICE ROAD

Lead Agency: ST LUCIE COUNTY

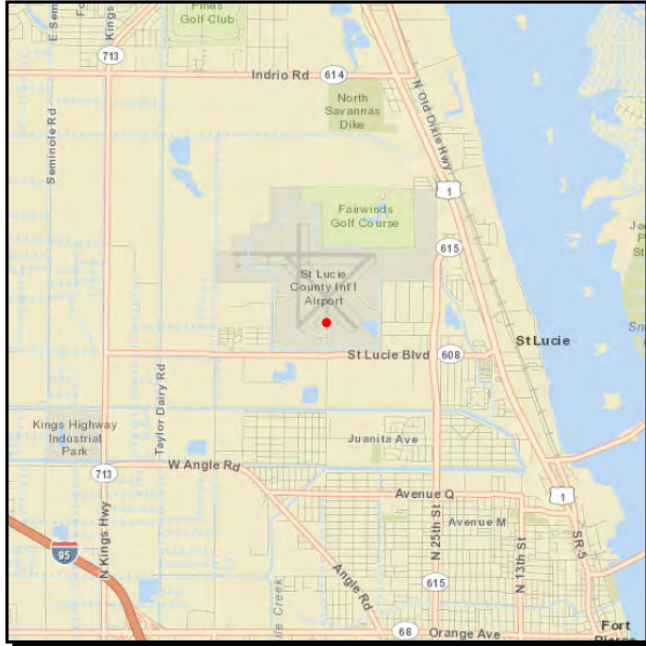
Phase	Fund Source	2014/15	2015/16	2016/17	2017/18	2018/19	Total
MSC	LF	0	60,000	0	0	0	60,000
MSC	DPTO	0	240,000	0	0	0	240,000
Total		0	300,000	0	0	0	300,000

Prior Year Cost:	0
Future Year Cost:	0
Total Project Cost:	300,000

ST. LUCIE COUNTY AIRPORT

4315171

Non-SIS



Project Description: DESIGN & CONSTRUCT 10L /28R SOUTH APRON

Work Summary: AVIATION CAPACITY PROJECT

From: DESIGN & CONSTRUCT 10L

To: /28R SOUTH APRON

Lead Agency: ST LUCIE COUNTY

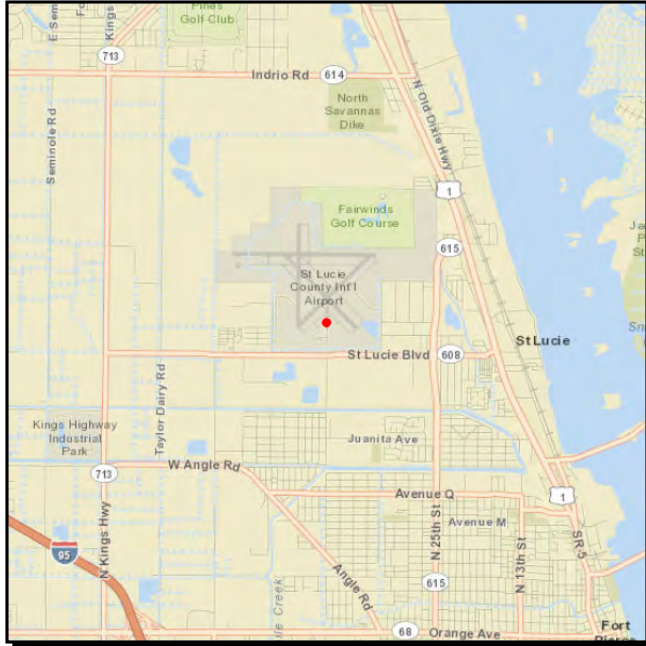
Phase	Fund Source	2014/15	2015/16	2016/17	2017/18	2018/19	Total
MSC	LF	100,000	0	0	0	0	100,000
MSC	DDR	379,260	0	0	0	0	379,260
MSC	DPTO	20,740	0	0	0	0	20,740
Total		500,000	0	0	0	0	500,000

Prior Year Cost: 0
Future Year Cost: 0
Total Project Cost: 500,000

ST. LUCIE COUNTY AIRPORT

4315181

Non-SIS



Project Description: DESIGN & CONSTRUCT SEGMENTED CIRCLE

Work Summary: AVIATION PRESERVATION **From:** DESIGN & CONSTRUCT

To: SEGMENTED CIRCLE

Lead Agency: ST LUCIE COUNTY

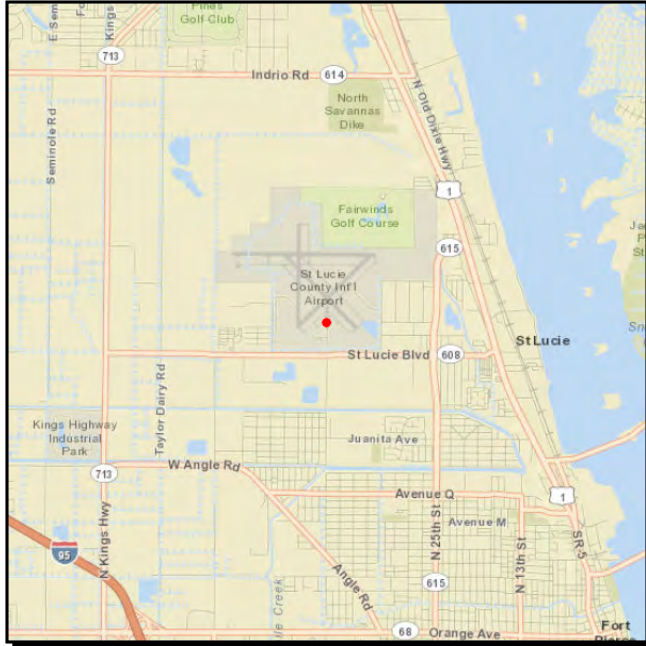
Phase	Fund Source	2014/15	2015/16	2016/17	2017/18	2018/19	Total
MSC	LF	0	0	9,000	0	0	9,000
MSC	DPTO	0	0	36,000	0	0	36,000
Total		0	0	45,000	0	0	45,000

Prior Year Cost: 0
Future Year Cost: 0
Total Project Cost: 45,000

ST. LUCIE COUNTY AIRPORT

4331451

Non-SIS



Project Description: ST. LUCIE AIRPORT STRENGTHEN

Work Summary: AVIATION
PRESERVATION

From:

To:

Lead Agency: ST LUCIE COUNTY

Length: .000

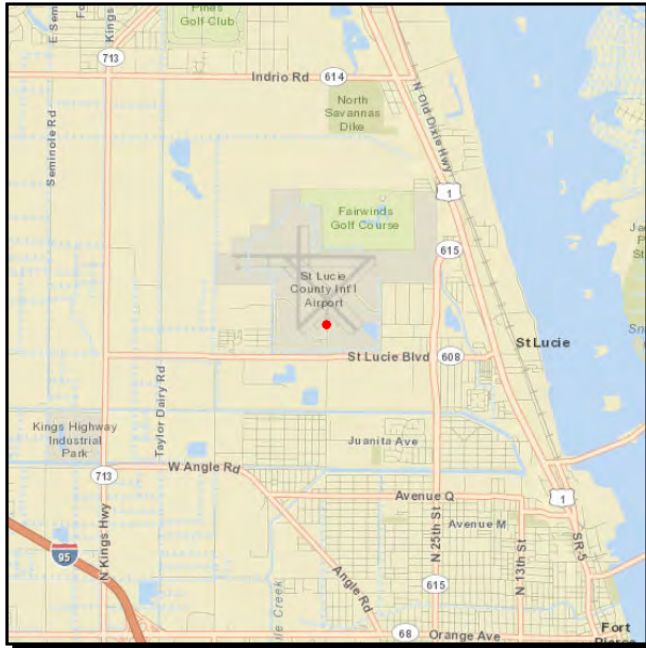
Phase	Fund Source	2014/15	2015/16	2016/17	2017/18	2018/19	Total
MSC	FAA	0	0	0	3,311,754	0	3,311,754
MSC	LF	0	0	0	183,986	0	183,986
MSC	DPTO	0	0	0	183,986	0	183,986
Total		0	0	0	3,679,726	0	3,679,726

Prior Year Cost: 0
Future Year Cost: 0
Total Project Cost: 3,679,726

ST. LUCIE COUNTY AIRPORT

4346341

Non-SIS



Project Description: SECURITY PERIMETER FENCING & ACCESS CONTROL

Work Summary: AVIATION
PRESERVATION

From:

To:

Lead Agency: ST LUCIE COUNTY

Length: .000

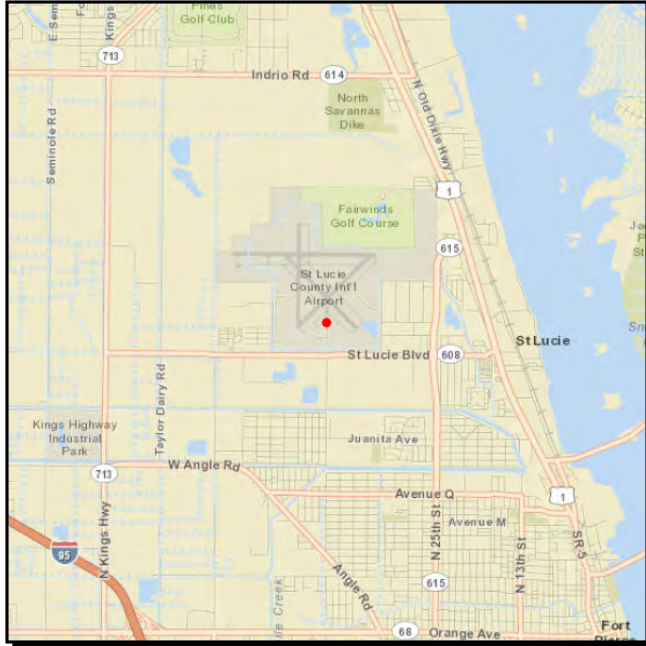
Phase	Fund Source	2014/15	2015/16	2016/17	2017/18	2018/19	Total
MSC	LF	0	0	0	0	129,000	129,000
MSC	DPTO	0	0	0	0	516,000	516,000
Total		0	0	0	0	645,000	645,000

Prior Year Cost: 0
Future Year Cost: 0
Total Project Cost: 645,000

ST. LUCIE COUNTY AIRPORT

4346351

Non-SIS



Project Description:

Work Summary: AVIATION
PRESERVATION

From:

To:

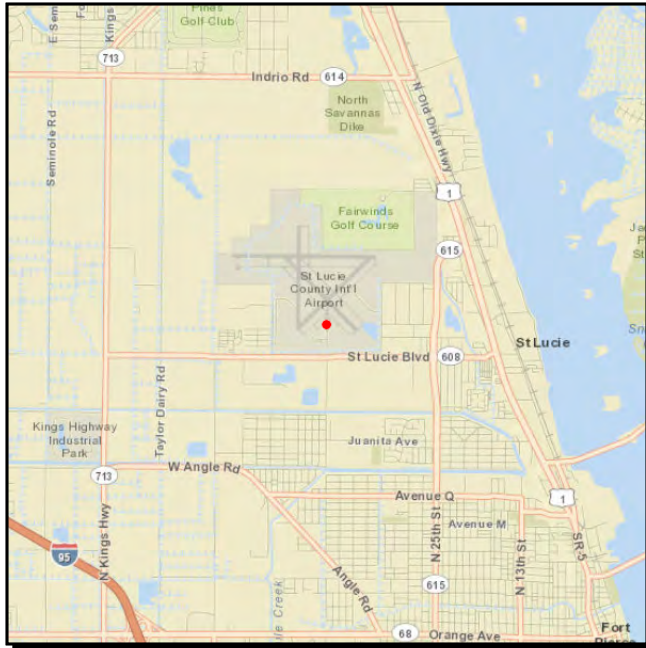
Lead Agency: ST LUCIE COUNTY

Length: .000

Phase	Fund Source	2014/15	2015/16	2016/17	2017/18	2018/19	Total
MSC	FAA	0	0	0	0	1,800,000	1,800,000
MSC	LF	0	0	0	0	100,000	100,000
MSC	DPTO	0	0	0	0	100,000	100,000
Total		0	0	0	0	2,000,000	2,000,000

Prior Year Cost: 0
Future Year Cost: 0
Total Project Cost: 2,000,000

Non-SIS



From:

To:

Length: .000

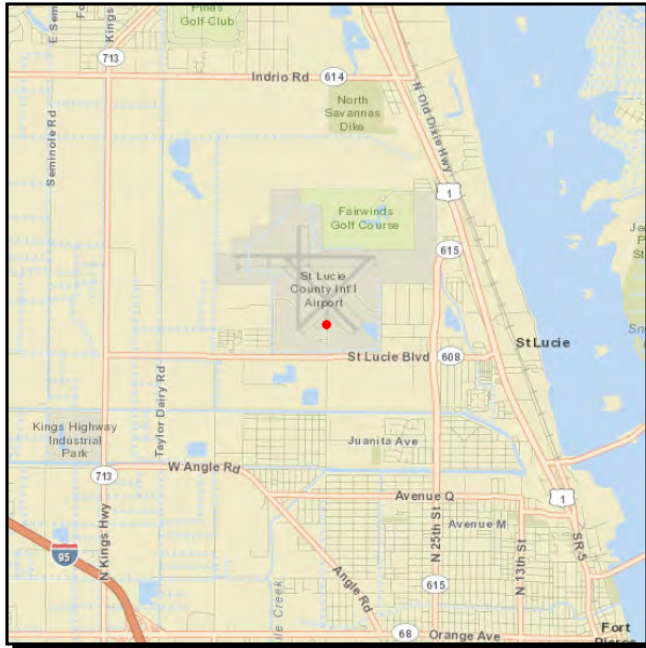
Phase	Fund Source	2014/15	2015/16	2016/17	2017/18	2018/19	Total
MSC	FAA	900,000	0	0	0	0	900,000
MSC	LF	50,000	0	0	0	0	50,000
MSC	DPTO	50,000	0	0	0	0	50,000
Total		1,000,000	0	0	0	0	1,000,000

FY2014-15 - FY2018-19 (April 7, 2014 Import) Initial Import

ST. LUCIE COUNTY AIRPORT

4331471

Non-SIS



Project Description: T. LUCIE AIRPORT INSTALL SEGMENTED CIRCLE RUNWAY 10L/28R

Work Summary: AVIATION
PRESERVATION

From:

To:

Lead Agency: ST LUCIE COUNTY

Length: .000

Phase	Fund Source	2014/15	2015/16	2016/17	2017/18	2018/19	Total
MSC	LF	0	0	0	15,000	0	15,000
MSC	DPTO	0	0	0	60,000	0	60,000
Total		0	0	0	75,000	0	75,000

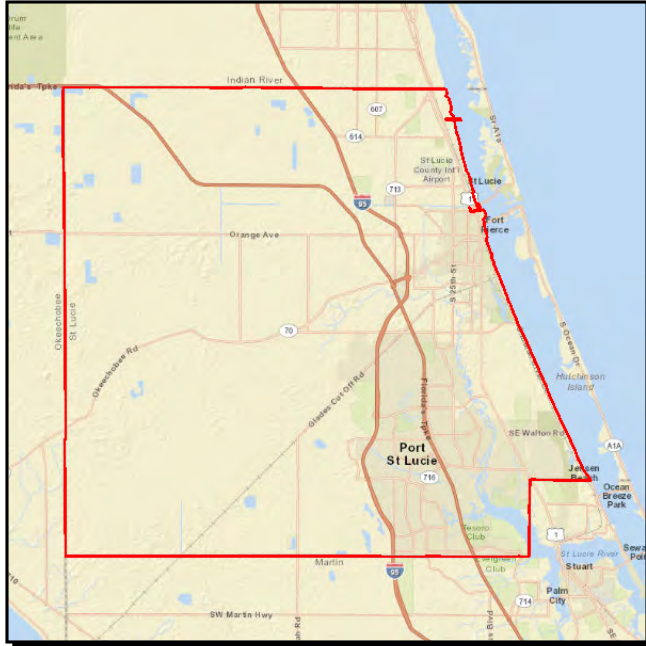
Prior Year Cost: 0
Future Year Cost: 0
Total Project Cost: 75,000

Section C 5 - Transit Projects

BLOCK GRANT

4071872

Non-SIS



Project Description: BLOCK GRANT OPERATING ASSISTANCE
BLOCK GRANT OPERATING/ADMIN. ASSISTANCE

Work Summary: OPERATING/ADMIN. ASSISTANCE **From:** BLOCK GRANT

To: OPERATING ASSISTANCE

Lead Agency: FDOT

Length: .

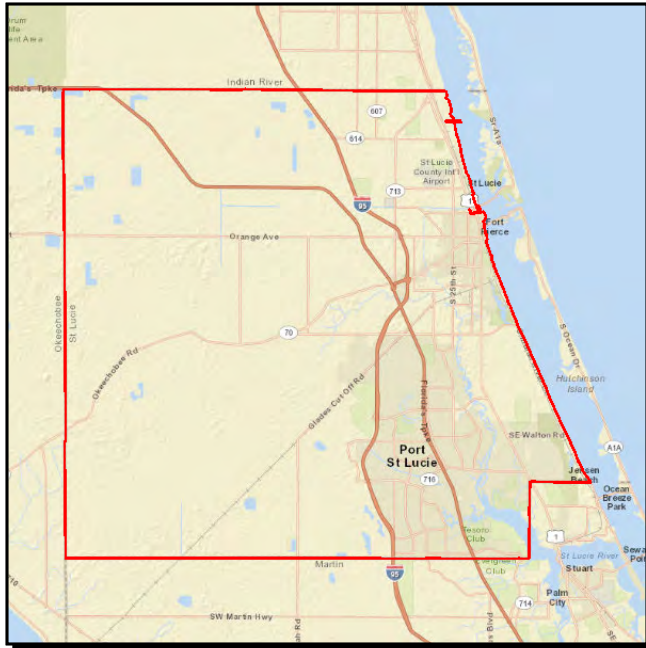
Phase	Fund Source	2014/15	2015/16	2016/17	2017/18	2018/19	Total
MSC	LF	527,236	539,473	539,226	553,166	571,428	2,730,529
MSC	DPTO	527,236	539,473	539,226	553,166	0	2,159,101
MSC	DDR	0	0	0	0	571,428	571,428
Total		1,054,472	1,078,946	1,078,452	1,106,332	1,142,856	5,461,058

Prior Year Cost: 0
Future Year Cost: 0
Total Project Cost: 5,461,058
LRTP: Page 4-31

PARK AND RIDE LOT

4226814

SIS



Project Description: SR-9/I-95 PARK AND RIDE LOT

Work Summary: PARK AND RIDE LOTS **From:**

To:

Lead Agency: Managed by FDOT

Length: 13.707 MI

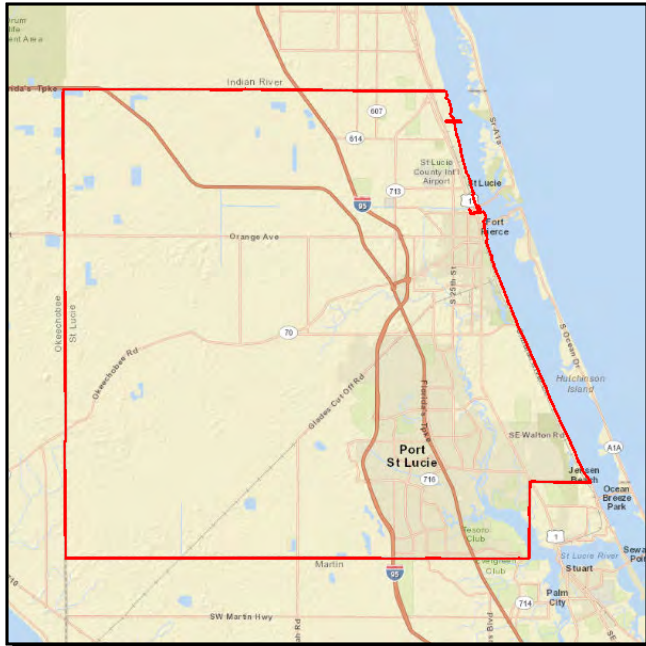
Phase	Fund Source	2014/15	2015/16	2016/17	2017/18	2018/19	Total
PE	DS	500,000	0	0	0	0	500,000
PE	DIH	25,000	0	0	0	0	25,000
Total		525,000	0	0	0	0	525,000

Prior Year Cost: 0
Future Year Cost: 0
Total Project Cost: 525,000
LRTP: Page 4-31

SECTION 5303

4137371

Non-SIS



Project Description: SECTION 5303

Work Summary: PTO STUDIES

From: SECTION 5303

To: TRANSIT PLANNING

Lead Agency: FDOT

Phase	Fund Source	2014/15	2015/16	2016/17	2017/18	2018/19	Total
PE	LF	11,541	0	0	0	0	11,541
PE	DPTO	14,751	0	0	0	0	14,751
PE	DU	118,006	0	0	0	0	118,006
Total		144,298	0	0	0	0	144,298

Prior Year Cost: 932,839

Future Year Cost: 0

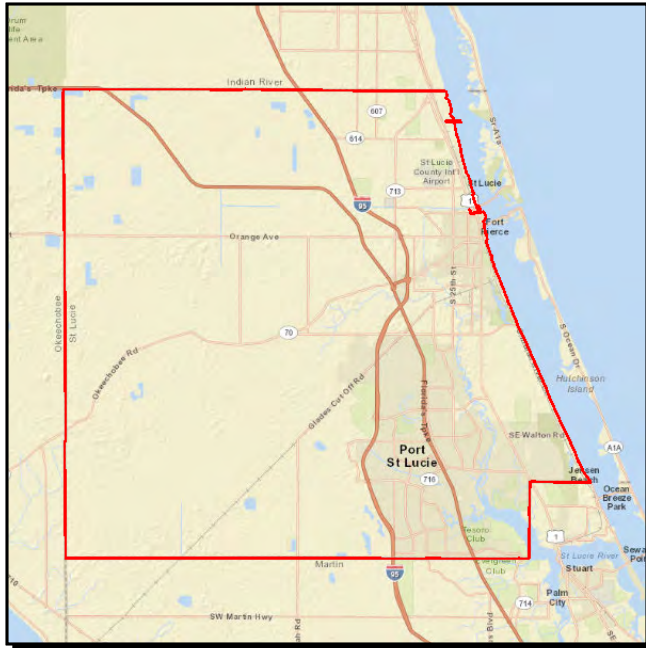
Total Project Cost: 1,077,137

LRTP: Page 4-31

SECTION 5303

4137372

Non-SIS



Project Description: SECTION 5303

Work Summary: PTO STUDIES

From: SECTION 5303

To: TRANSIT PLANNING

Lead Agency: FDOT

Phase	Fund Source	2014/15	2015/16	2016/17	2017/18	2018/19	Total
PE	LF	0	11,541	11,541	11,541	11,541	46,164
PE	DPTO	0	11,541	11,541	11,541	11,541	46,164
PE	DU	0	92,328	92,328	92,328	92,328	369,312
Total		0	115,410	115,410	115,410	115,410	461,640

Prior Year Cost: 0

Future Year Cost: 0

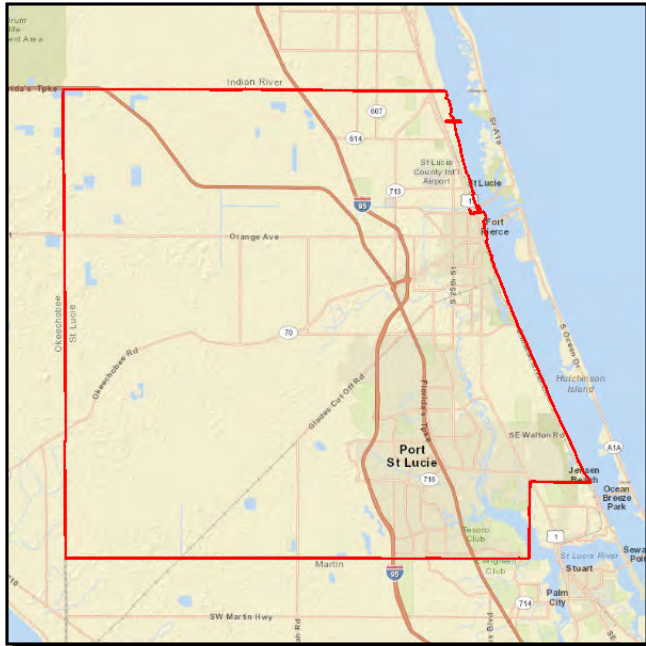
Total Project Cost: 461,640

LRTP: Page 4-31

SECTION 5307

4134941

Non-SIS



Project Description: CAPITAL ASSISTANCE FOR FIXED ROUTE

Work Summary: CAPITAL FOR FIXED ROUTE
From: SECTION 5307
To: CAPITAL ASSISTANCE

Lead Agency: FDOT

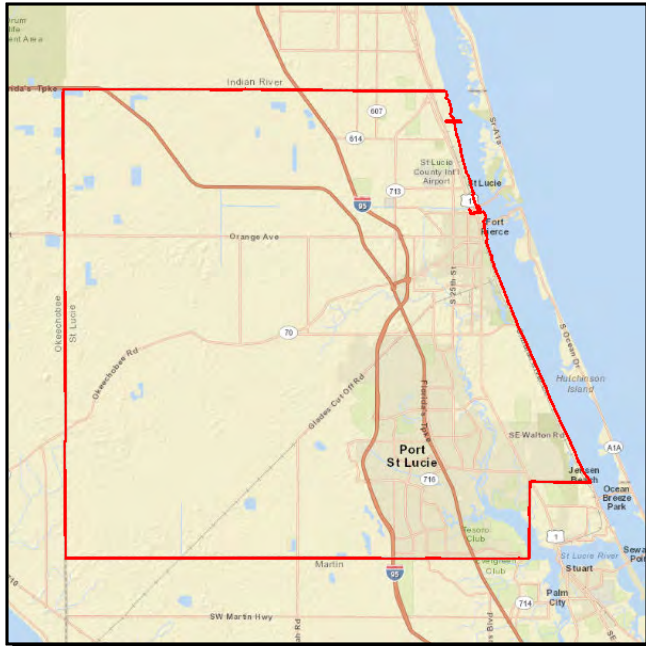
Phase	Fund Source	2014/15	2015/16	2016/17	2017/18	2018/19	Total
MSC	FTA	1,947,000	1,947,000	1,947,000	1,947,000	1,947,000	9,735,000
Total		1,947,000	1,947,000	1,947,000	1,947,000	1,947,000	9,735,000

Prior Year Cost: 13,948,869
Future Year Cost: 0
Total Project Cost: 23,683,869
LRTP: Page 4-31

SECTION 5311

4071852

Non-SIS



Project Description: SECTION 5311 SMALL URBAN/RURAL OPERATING/ADMIN

Work Summary: OPERATING/ADMIN. ASSISTANCE

From: SECTION 5311

To: SMALL URBAN/RURAL

Lead Agency: FDOT

Length: .

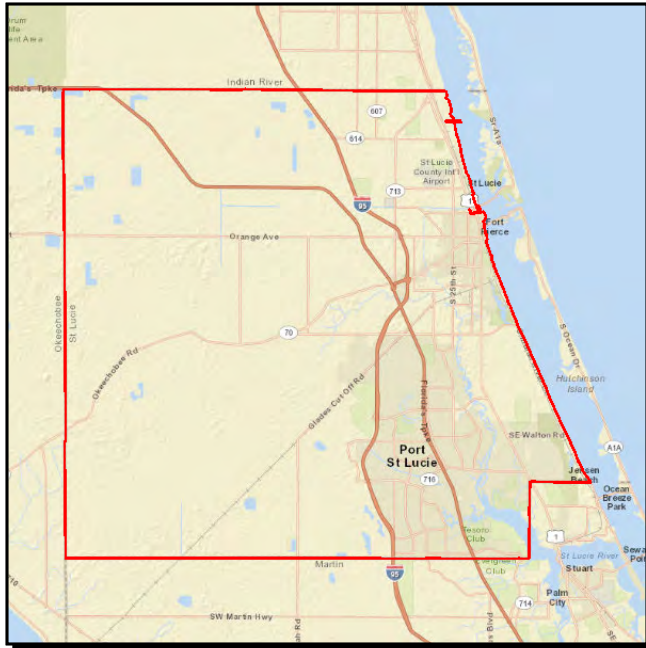
Phase	Fund Source	2014/15	2015/16	2016/17	2017/18	2018/19	Total
MSC	LF	55,188	55,113	57,765	60,547	63,465	292,078
MSC	DU	55,188	55,113	57,765	60,547	63,465	292,078
Total		110,376	110,226	115,530	121,094	126,930	584,156

Prior Year Cost: 0
Future Year Cost: 0
Total Project Cost: 584,156
LRTP: Page 4-31

SECTION 5339

4345481

Non-SIS



Project Description: ST.LUCIE CO. SECTION 5339 CAPITAL FOR BUS & BUS FACILITIES PROGRAM 16. CAPITAL FOR FIXED ROUTE

Work Summary: CAPITAL FOR FIXED ROUTE

From:

To:

Lead Agency: ST LUCIE COUNTY

Length: .000

Phase	Fund Source	2014/15	2015/16	2016/17	2017/18	2018/19	Total
MSC	FTA	197,400	197,400	197,400	197,400	197,400	987,000
Total		197,400	197,400	197,400	197,400	197,400	987,000

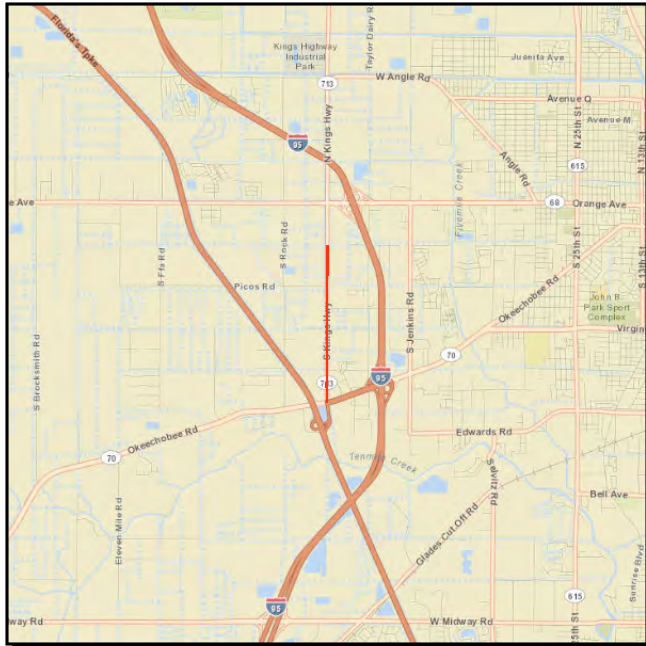
Prior Year Cost: 197,314
Future Year Cost: 0
Total Project Cost: 1,184,314
LRTP: Page 4-31

Section C 6 - Miscellaneous Projects

KING'S HIGHWAY / SR-713

2302568

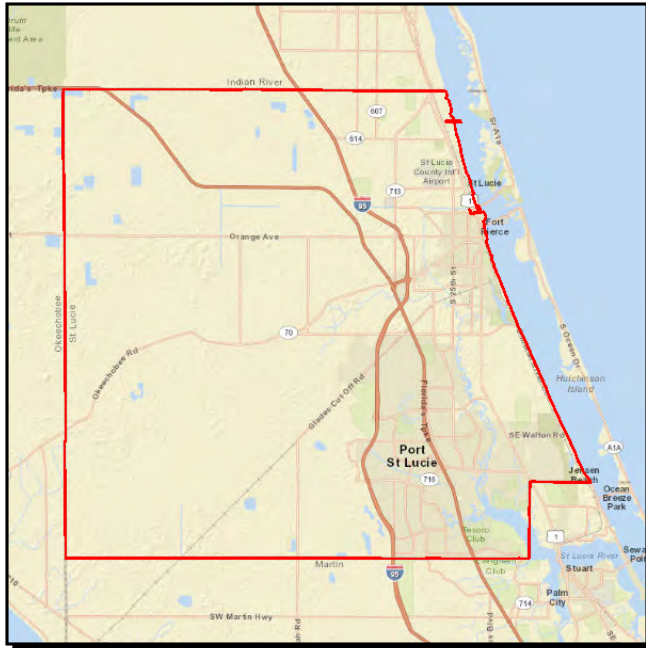
Non-SIS



MOWING AND LITTER

2340035

Non-SIS



Project Description: MOWING AND LITTER

Work Summary: ROUTINE MAINTENANCE

From: MOWING AND LITTER

To: CONTRACT

Lead Agency: FDOT

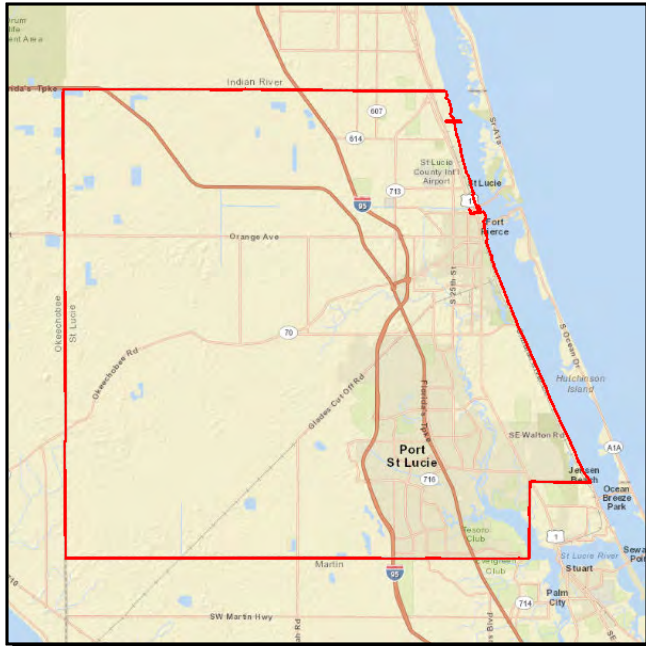
Phase	Fund Source	2014/15	2015/16	2016/17	2017/18	2018/19	Total
MSC	D	160,000	160,000	160,000	0	0	480,000
Total		160,000	160,000	160,000	0	0	480,000

Prior Year Cost: 0
Future Year Cost: 0
Total Project Cost: 480,000
LRTP: Page 7-4

MOWING AND LITTER

2340036

Non-SIS



Project Description: SIGN REPAIR/REPLACEMENT ON STATE HWY SYSTEM
ST. LUCIE - PRIMARY MOWING AND LITTER CONTRACT

Work Summary: ROUTINE
MAINTENANCE

From:

To:

Lead Agency: FDOT

Length: .000

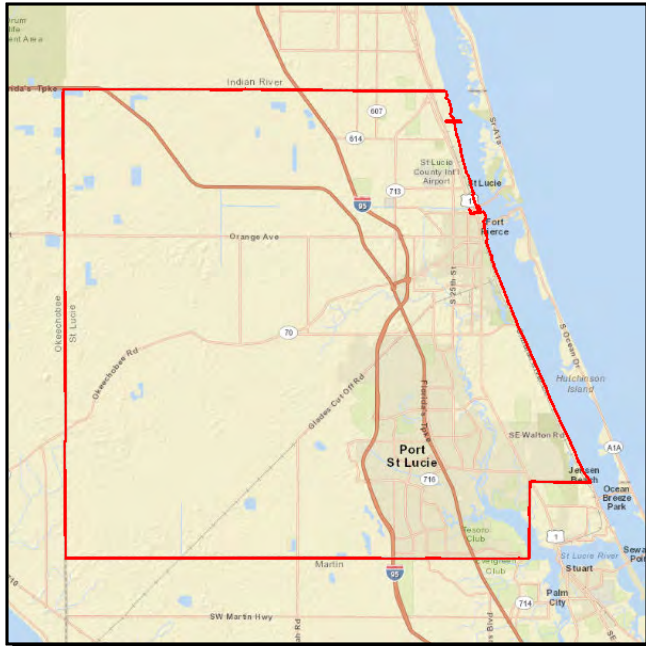
Phase	Fund Source	2014/15	2015/16	2016/17	2017/18	2018/19	Total
MSC	D	0	0	0	160,000	160,000	320,000
Total		0	0	0	160,000	160,000	320,000

Prior Year Cost: 0
Future Year Cost: 0
Total Project Cost: 320,000
LRTP: Page 7-4

ROUTINE MAINTAINANCE

2343761

SIS



Project Description: ST. LUCIE CO

Work Summary: ROUTINE MAINTAINANCE

From: INTERSTATE

To: ROADWAY

Lead Agency: FDOT

Phase	Fund Source	2014/15	2015/16	2016/17	2017/18	2018/19	Total
MSC	D	400,000	400,000	400,000	100,000	100,000	1,400,000
Total		400,000	400,000	400,000	100,000	100,000	1,400,000

Prior Year Cost: 5,225,783

Future Year Cost: 0

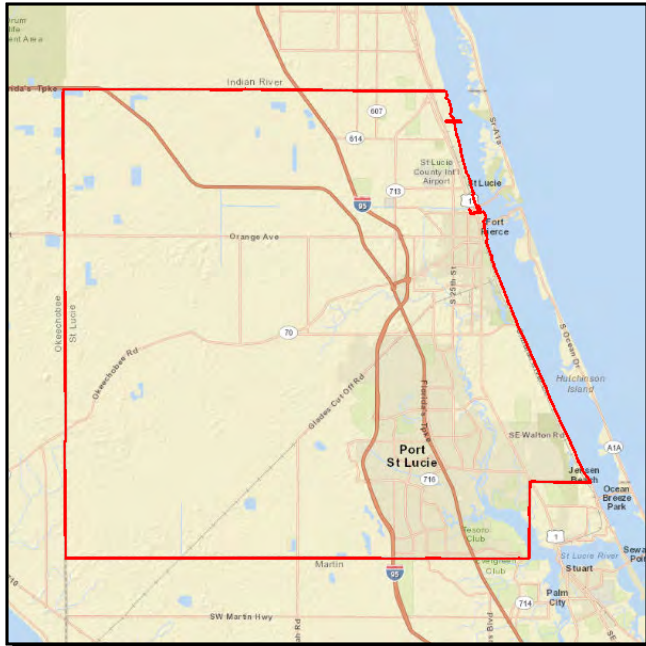
Total Project Cost: 6,625,783

LRTP: Page 7-4

ROUTINE MAINTAINANCE

2343985

SIS



Project Description: ROADSIDE MOWING CONTRACT
SIGN REPAIR/REPLACEMENT

Work Summary: ROUTINE MAINTENANCE **From:** ROADSIDE MOWING CONTRACT

To: .

Lead Agency: FDOT

Length: .

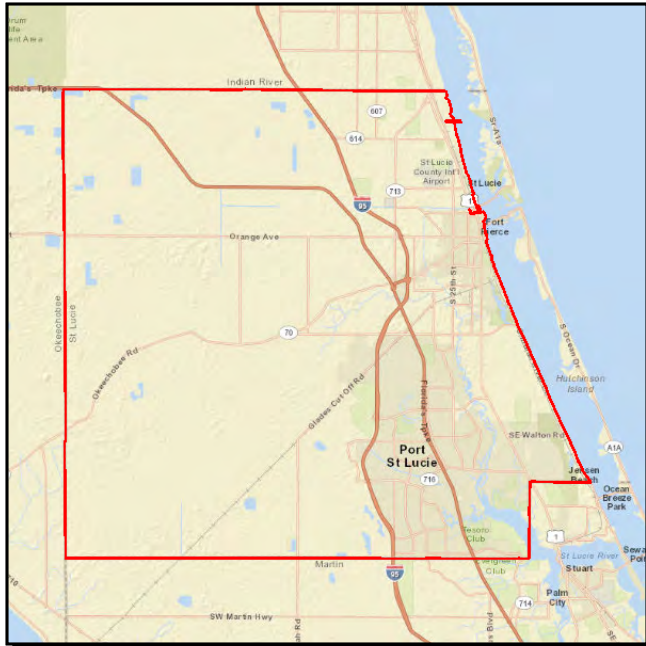
Phase	Fund Source	2014/15	2015/16	2016/17	2017/18	2018/19	Total
MSC	D	200,000	200,000	200,000	0	0	600,000
Total		200,000	200,000	200,000	0	0	600,000

Prior Year Cost: 0
Future Year Cost: 0
Total Project Cost: 600,000
LRTP: Page 7-4

SIGN REPAIR/REPLACEMENT

2338591

Non-SIS



Project Description: ST LUCIE COUNTY SIGN REPAIR/REPLACEMENT ON STATE HWY SYSTEM

Work Summary: ROUTINE MAINTENANCE **From:** STATE HWY SYS

To: ROADWAY

Lead Agency: FDOT

Phase	Fund Source	2014/15	2015/16	2016/17	2017/18	2018/19	Total
MSC	D	2,200,000	2,200,000	2,200,000	2,200,000	2,200,000	11,000,000
Total		2,200,000	2,200,000	2,200,000	2,200,000	2,200,000	11,000,000

Prior Year Cost: 44,847,551

Future Year Cost: 0

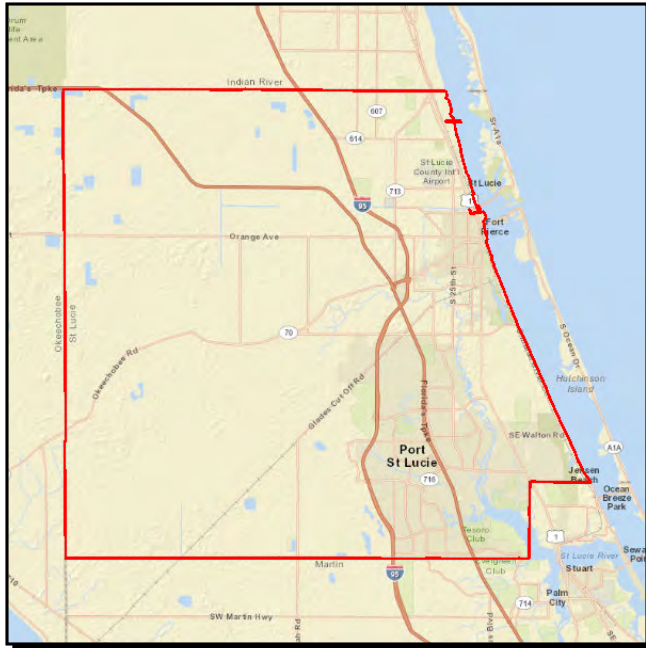
Total Project Cost: 55,847,551

LRTP: Page 7-4

SIGN REPAIR/REPLACEMENT

2338592

Non-SIS



Project Description: SIGN REPAIR/REPLACEMENT ON STATE HWY SYSTEM
ST. LUCIE CO STATE HWY SYS BRIDGES

Work Summary: ROUTINE
MAINTENANCE

From:

To:

Lead Agency: FDOT

Length: .000 M

Phase	Fund Source	2014/15	2015/16	2016/17	2017/18	2018/19	Total
MSC	D	70,000	70,000	70,000	70,000	70,000	350,000
Total		70,000	70,000	70,000	70,000	70,000	350,000

Prior Year Cost: 1,066,226

Future Year Cost: 0

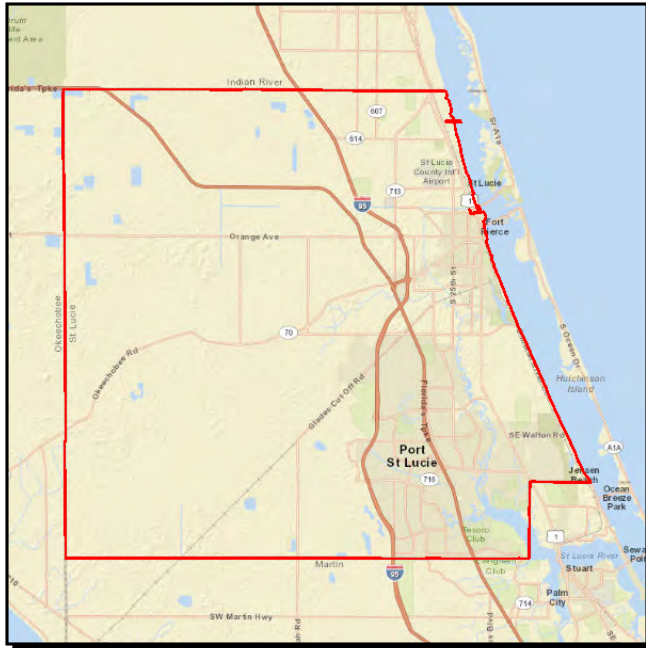
Total Project Cost: 1,416,226

LRTP: Page 7-4

ST. LUCIE ROUTINE MAINTAINANCE

2343762

SIS



Project Description: ST. LUCIE CO INTERSTATE BRIDGES

Work Summary: ROUTINE MAINTENANCE

From:

To:

Lead Agency: Managed by FDOT

Length: .000

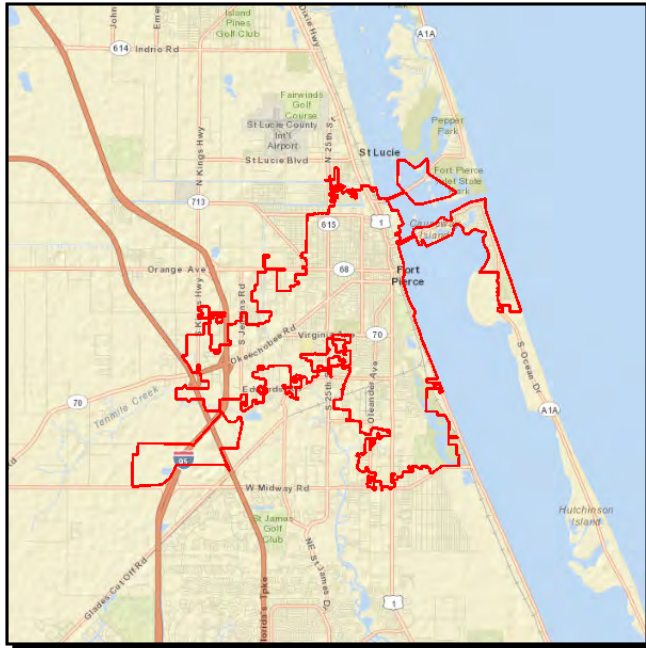
Phase	Fund Source	2014/15	2015/16	2016/17	2017/18	2018/19	Total
MSC	D	25,000	5,000	5,000	2,000	2,000	39,000
Total		25,000	5,000	5,000	2,000	2,000	39,000

Prior Year Cost: 193,728
Future Year Cost: 0
Total Project Cost: 232,728
LRTP: Page 7-4

TRAFFIC SIGNALS

4278051

Non-SIS



Project Description: Details: Maintenance and operation of traffic signals in Fort Pierce

Work Summary: TRAFFIC SIGNALS **From:** JPA SIGNAL MAINTENANCE
To: & OPERATIONS ON SHS

Lead Agency: FDOT

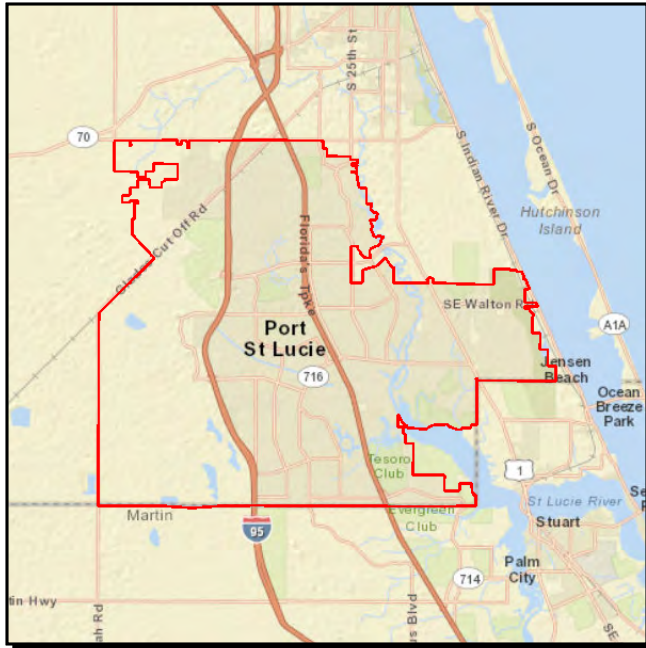
Phase	Fund Source	2014/15	2015/16	2016/17	2017/18	2018/19	Total
MSC	DITS	4,426	0	0	0	0	4,426
MSC	DDR	83,231	0	0	0	0	83,231
Total		87,657	0	0	0	0	87,657

Prior Year Cost: 306,703
Future Year Cost: 0
Total Project Cost: 394,360
LRTP: Page 7-4

TRAFFIC SIGNALS

4278053

Non-SIS



Project Description: Details: Maintenance and operation of traffic signals on State Hwy system in Port St. Lucie

Work Summary: TRAFFIC SIGNALS **From:** JPS SIGNAL MAINTENANCE
To: & OPERATIONS ON SHS

Lead Agency: FDOT

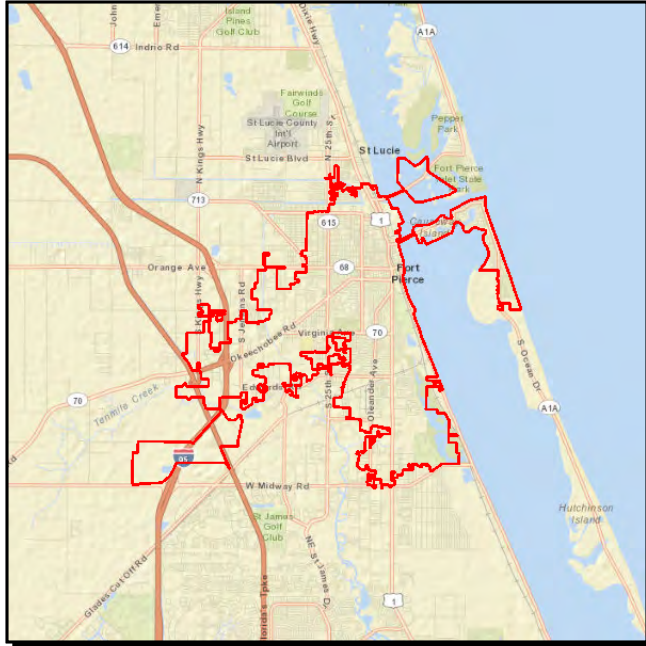
Phase	Fund Source	2014/15	2015/16	2016/17	2017/18	2018/19	Total
MSC	DITS	3,097	0	0	0	0	3,097
MSC	DDR	28,000	0	0	0	0	28,000
Total		31,097	0	0	0	0	31,097

Prior Year Cost: 103,013
Future Year Cost: 0
Total Project Cost: 134,110
LRTP: Page 7-4

TRAFFIC SIGNALS

4278054

Non-SIS



Project Description: Details: Maintenance and operation of traffic signals in Fort Pierce

Work Summary: TRAFFIC SIGNALS
From: JPA SIGNAL MAINTENANCE
To: & OPERATIONS ON SHS

Lead Agency: FDOT

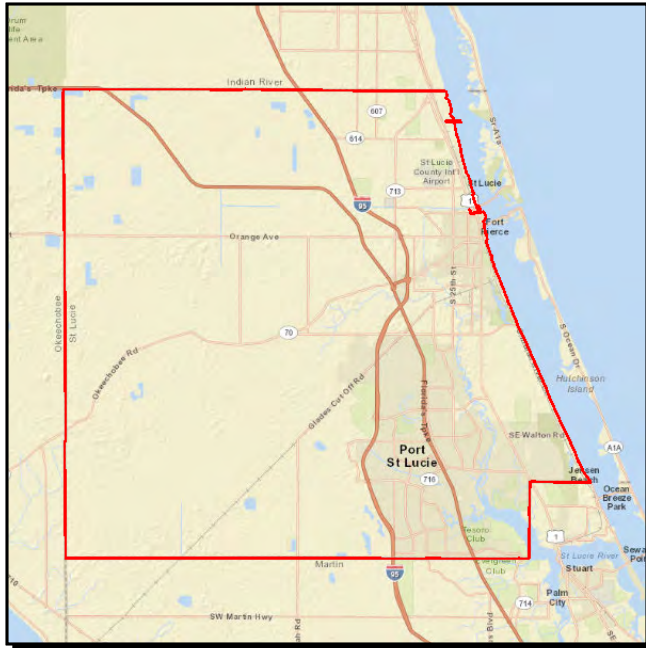
Phase	Fund Source	2014/15	2015/16	2016/17	2017/18	2018/19	Total
MSC	DDR	0	94,800	97,000	100,000	103,000	394,800
Total		0	94,800	97,000	100,000	103,000	394,800

Prior Year Cost: 0
Future Year Cost: 0
Total Project Cost: 394,800
LRTP: Page 7-4

TRAFFIC SIGNALS

4278055

Non-SIS



Project Description: Details: Maintenance and operation of traffic signals in St. Lucie County

Work Summary: TRAFFIC SIGNALS
From: JPA SIGNAL MAINTENANCE
To: & OPERATIONS ON SHS

Lead Agency: FDOT

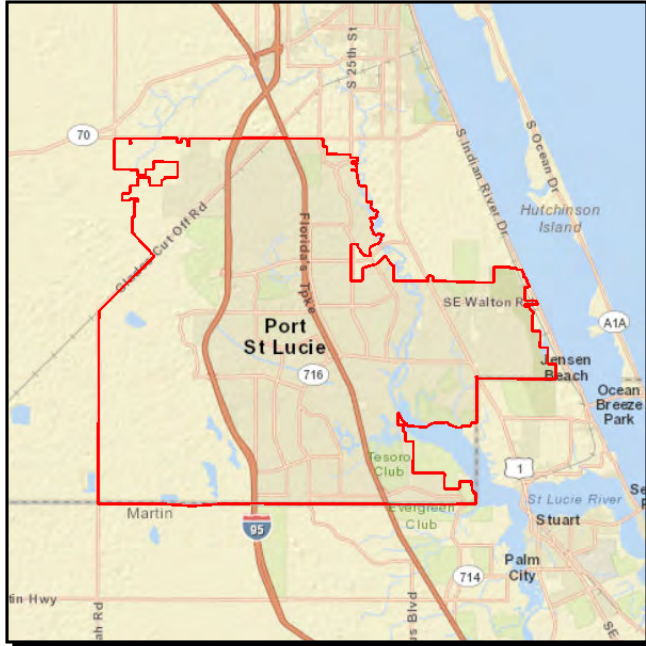
Phase	Fund Source	2014/15	2015/16	2016/17	2017/18	2018/19	Total
MSC	DDR	0	65,000	67,000	69,000	71,100	272,100
Total		0	65,000	67,000	69,000	71,100	272,100

Prior Year Cost: 0
Future Year Cost: 0
Total Project Cost: 272,100
LRTP: Page 7-4

TRAFFIC SIGNALS

4278056

Non-SIS



Project Description: Details: Maintenance and operation of traffic signals in Port St. Lucie

Work Summary: TRAFFIC SIGNALS **From:** JPS SIGNAL MAINTENANCE
To: & OPERATIONS ON SHS

Lead Agency: FDOT

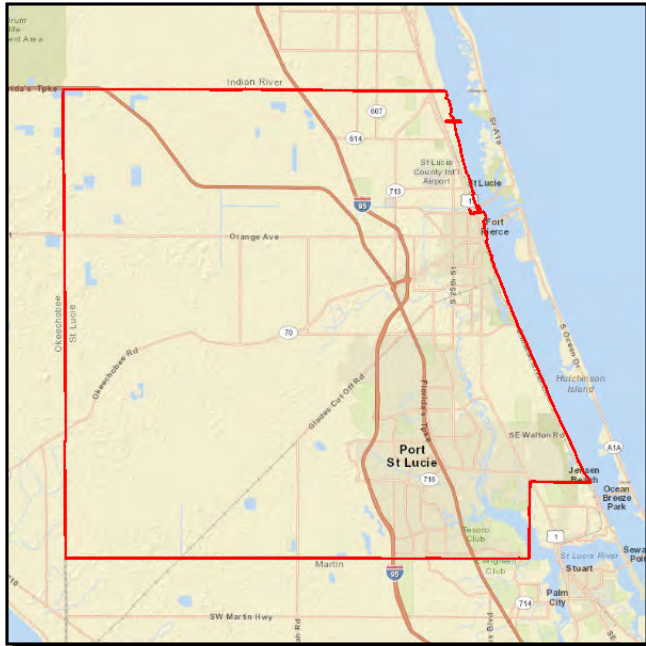
Phase	Fund Source	2014/15	2015/16	2016/17	2017/18	2018/19	Total
MSC	DDR	0	28,900	30,000	31,000	31,930	121,830
Total		0	28,900	30,000	31,000	31,930	121,830

Prior Year Cost: 0
Future Year Cost: 0
Total Project Cost: 121,830
LRTP: Page 7-4

TRAFFIC SIGNALS

4278052

Non-SIS



Project Description: Details: Maintenance and operation of traffic signals in St. Lucie County

Work Summary: TRAFFIC SIGNALS
From: JPA SIGNAL MAINTENANCE
To: & OPERATIONS ON SHS

Lead Agency: FDOT

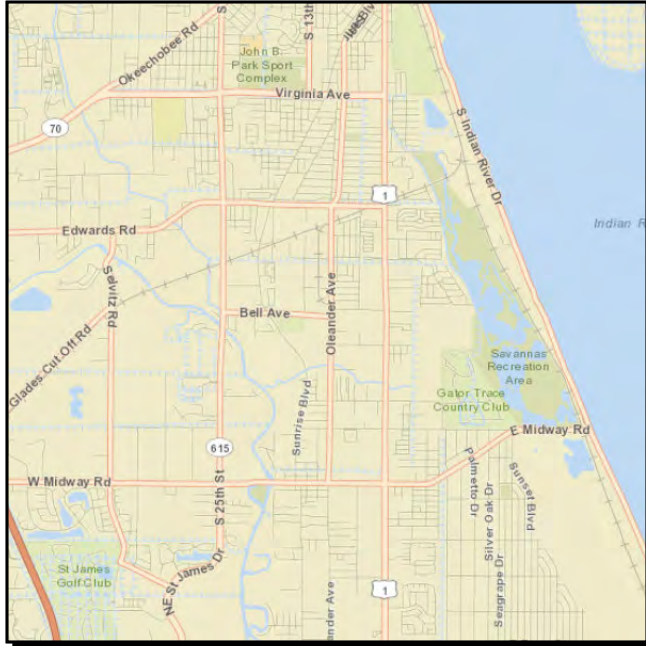
Phase	Fund Source	2014/15	2015/16	2016/17	2017/18	2018/19	Total
MSC	DITS	5,162	0	0	0	0	5,162
MSC	DDR	63,000	0	0	0	0	63,000
Total		68,162	0	0	0	0	68,162

Prior Year Cost: 203,662
Future Year Cost: 0
Total Project Cost: 271,824
LRTP: Page 7-4

TREASURE COAST OPERATIONS CENTER

4325692

Non-SIS



Project Description:

Work Summary: FIXED CAPITAL OUTLAY **From:**

To:

Lead Agency: Managed by FDOT

Length: .000

Phase	Fund Source	2014/15	2015/16	2016/17	2017/18	2018/19	Total
MSC	D	67,000	0	0	0	0	67,000
Total		67,000	0	0	0	0	67,000

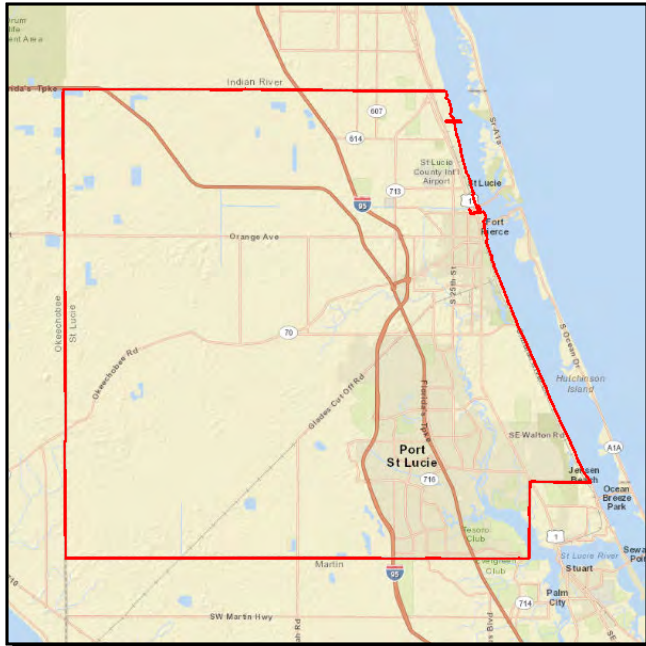
Prior Year Cost: 0
Future Year Cost: 0
Total Project Cost: 67,000
LRTP: Page 7-4

Section C 7 - Non-Capital/Non-Capacity/Non-Infrastructure

UPWP FY 2014/2015 2015/2016

4236042

Non-SIS



Project Description: Unified Planning Work Program (UPWP) for FY 2014/2015 & 2015/2016

Work Summary: TRANSPORTATION PLANNING

From: FY 2014/2015 & 2015/2016

To:

Lead Agency: FDOT

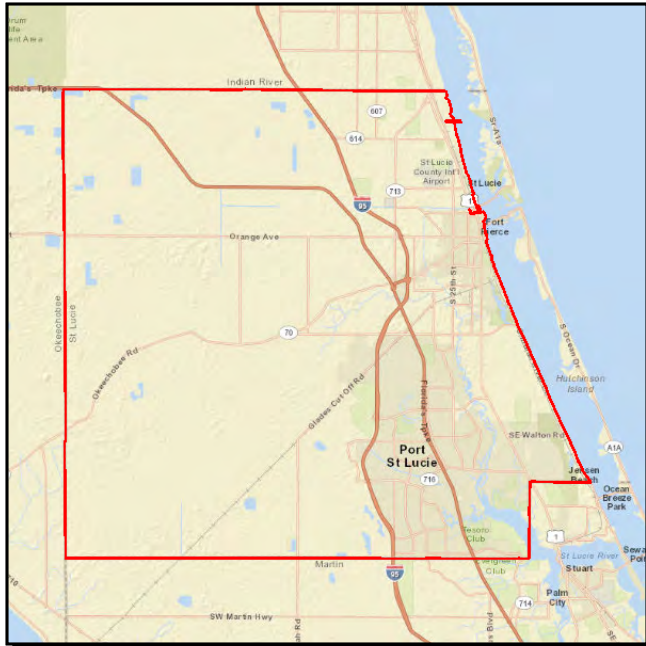
Phase	Fund Source	2014/15	2015/16	2016/17	2017/18	2018/19	Total
PE	PL	502,495	502,495	0	0	0	1,004,990
Total		502,495	502,495	0	0	0	1,004,990

Prior Year Cost: 0
Future Year Cost: 0
Total Project Cost: 1,004,990
LRTP: Page 7-4

UPWP FY 2016/2017 2017/2018

4236043

Non-SIS



Project Description: Unified Planning Work Program (UPWP) for FY 2016/2017 & 2017/2018

Work Summary: TRANSPORTATION PLANNING

From: FY 2016/2017 & 2017/2018

To:

Lead Agency: FDOT

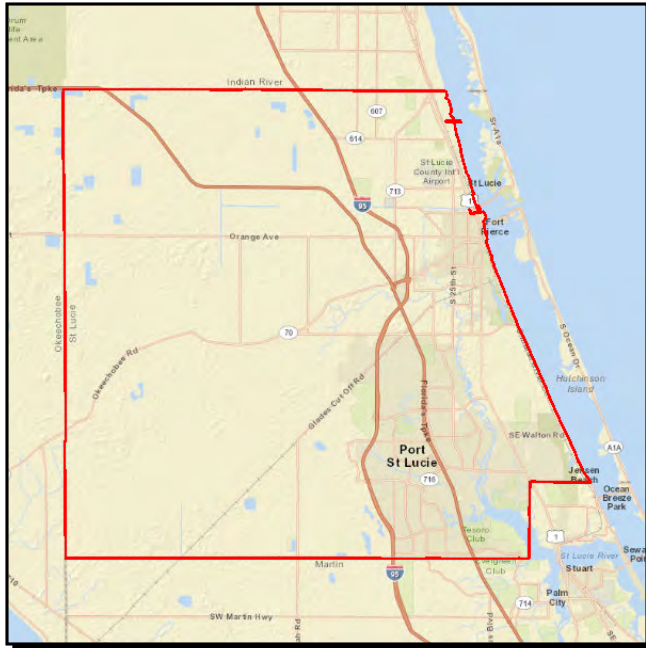
Phase	Fund Source	2014/15	2015/16	2016/17	2017/18	2018/19	Total
PE	PL	0	0	502,495	502,495	0	1,004,990
Total		0	0	502,495	502,495	0	1,004,990

Prior Year Cost: 0
Future Year Cost: 0
Total Project Cost: 1,004,990
LRTP: Page 7-4

UPWP FY 2018/2019 2019/2020

4236044

Non-SIS



Project Description:

Work Summary:

From:

To:

Lead Agency:

ST LUCIE COUNTY

Length: .000

Phase	Fund Source	2014/15	2015/16	2016/17	2017/18	2018/19	Total
PE	PL	0	0	0	0	502,495	502,495
Total		0	0	0	0	502,495	502,495

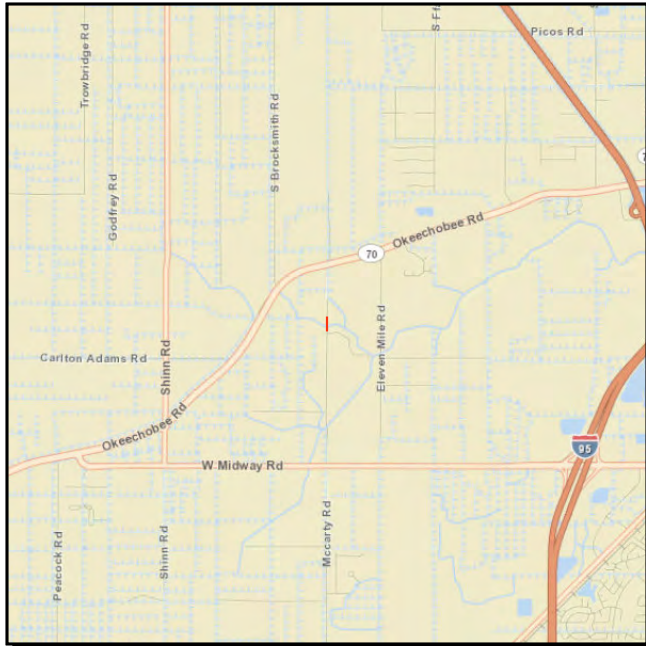
Prior Year Cost: 0
Future Year Cost: 0
Total Project Cost: 502,495
LRTP: Page 7-4

Section C 8 - Bridge Projects

BRIDGE 940031 McCARTY ROAD

4343601

Non-SIS



Project Description: REPLACE CR-712A/MCCARTY ROAD BRIDGE #940031 OVER NORTH CROSSING OF TEN MILE CREEK

Work Summary: BRIDGE REPLACEMENT **From:**

To:

Lead Agency: Managed by FDOT

Length: .023 MI

Phase	Fund Source	2014/15	2015/16	2016/17	2017/18	2018/19	Total
PE	ACSB	165,000	0	0	0	0	165,000
MSC	ACSB	0	30,000	0	0	0	30,000
CST	SA	0	0	352,560	0	0	352,560
CST	ACSB	0	0	1,718,325	0	0	1,718,325
Total		165,000	30,000	2,070,885	0	0	2,265,885

Prior Year Cost: 170,000

Future Year Cost: 0

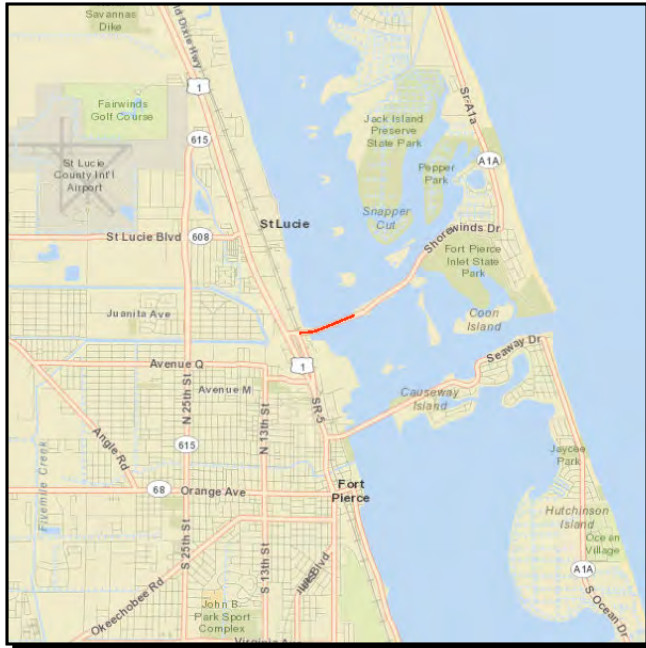
Total Project Cost: 2,435,885

LRTP: Page 7-4

BRIDGE 940045 N. CAUSEWAY

4299361

Non-SIS



Project Description: Details: Rehabilitation and repair of North Causeway Drive A1A Bridge

Work Summary:

From: NORTH BRIDGE OVER ICWW

To: BRIDGE #940045

Lead Agency: FDOT

Length: 0.389 mi

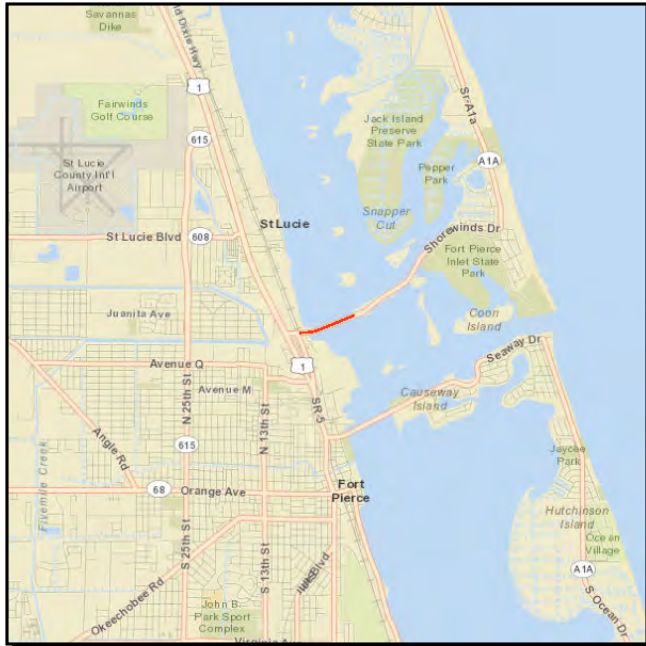
Phase	Fund Source	2014/15	2015/16	2016/17	2017/18	2018/19	Total
CST	BRRP	1,502,958	0	0	0	0	1,502,958
CST	DIH	20,600	0	0	0	0	20,600
Total		1,523,558	0	0	0	0	1,523,558

Prior Year Cost: 38,725
Future Year Cost: 0
Total Project Cost: 1,562,283
LRTP: Page 7-4

BRIDGE 940045 N. CAUSEWAY

4299362

Non-SIS



Project Description: SR-A1A NORTH BRIDGE OVER ICWW BRIDGE #940045

Work Summary:

From:

To:

Lead Agency:

Managed by FDOT

Length: .389 MI

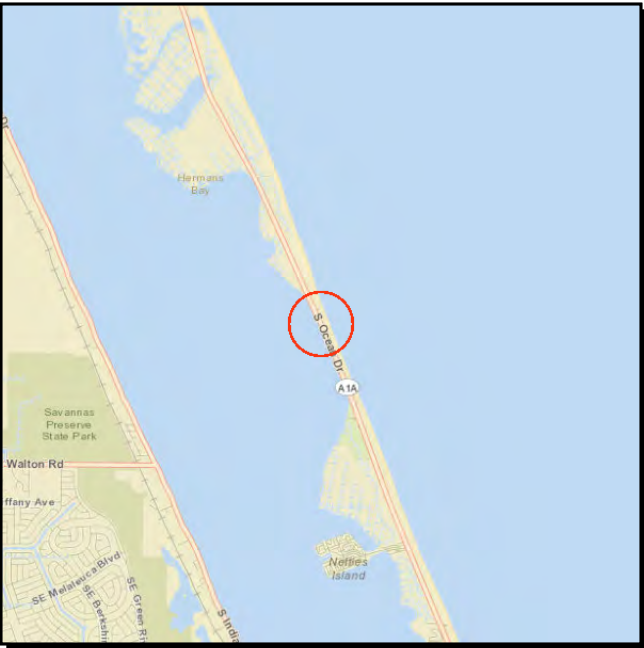
Phase	Fund Source	2014/15	2015/16	2016/17	2017/18	2018/19	Total
UPD	ACSB	1,750,000	4,250,000	0	0	0	6,000,000
PE	DIH	10,000	10,000	0	0	0	20,000
MSC	ACSB	0	0	25,000	0	500,000	525,000
RRU	ACSB	0	0	0	100,000	0	100,000
CST	SA	0	0	0	0	1,155,000	1,155,000
CST	ACSB	0	0	0	0	41,793,628	41,793,628
CST	DDR	0	0	0	0	9,297,826	9,297,826
Total		1,760,000	4,260,000	25,000	100,000	52,746,454	58,891,454

Prior Year Cost: 0
Future Year Cost: 0
Total Project Cost: 58,891,454
LRTP: Page 7-4

BRIDGE 940085 SR-A1A FPL

4213141

Non-SIS



Project Description: REPLACE SUPERSTRUCTURE OVER FPL DISCHARGE CANAL, 210 FT IN LENGTH AND 46 FT IN WIDTH PROJECT DEFERRED FROM 2012 TO

Work Summary:

From:

To:

Lead Agency:

Managed by FDOT

Length: .085 MI

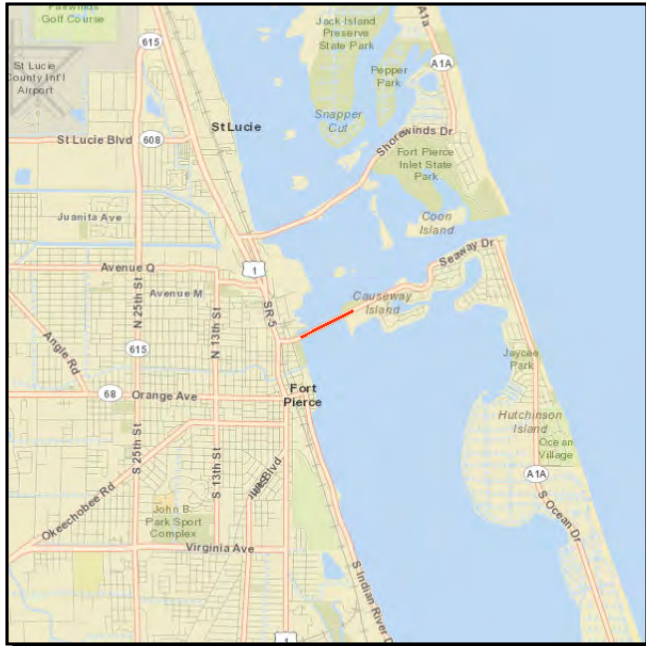
Phase	Fund Source	2014/15	2015/16	2016/17	2017/18	2018/19	Total
CST	LF	2,446,247	0	0	0	0	2,446,247
Total		2,446,247	0	0	0	0	2,446,247

Prior Year Cost: 28,676
Future Year Cost: 0
Total Project Cost: 2,474,923
LRTP: Page 7-4

BRIDGE 940094 SEAWAY DRIVE

4268401

Non-SIS



Project Description: South Causway Bridge Repair / Rehabilitation 940094
SR-A1A PETER J. COBB

Work Summary:

From: MEMORIAL BRIDGE

To: BRIDGE NO 940094

Lead Agency: Managed by FDOT

Phase	Fund Source	2014/15	2015/16	2016/17	2017/18	2018/19	Total
PE	BRRP	300,000	0	0	0	0	300,000
PE	DIH	10,000	0	0	0	0	10,000
CST	BRRP	0	0	2,323,777	0	0	2,323,777
CST	DIH	0	0	174,500	0	0	174,500
Total		310,000	0	2,498,277	0	0	2,808,277

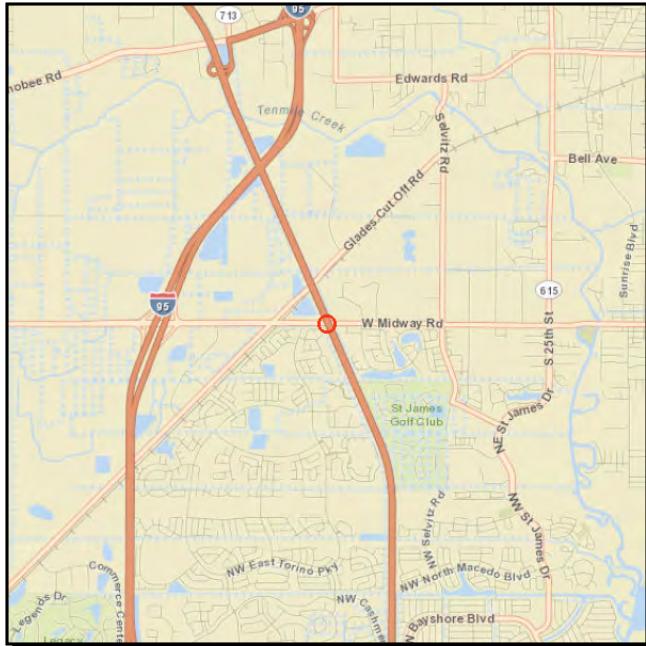
Prior Year Cost: 0
Future Year Cost: 0
Total Project Cost: 2,808,277
LRTP: Page 7-4

Section C 9 - Turnpike Enterprise Projects

BRIDGE 940050 MIDWAY ROAD

4354101

SIS



Project Description: PAINT BRIDGE 940050, (CR 712 / MIDWAY RD, OVER TPK) (TPK MP 150.5)

Work Summary:

From:

To:

Lead Agency:

Managed by FDOT

Length: .032 MI

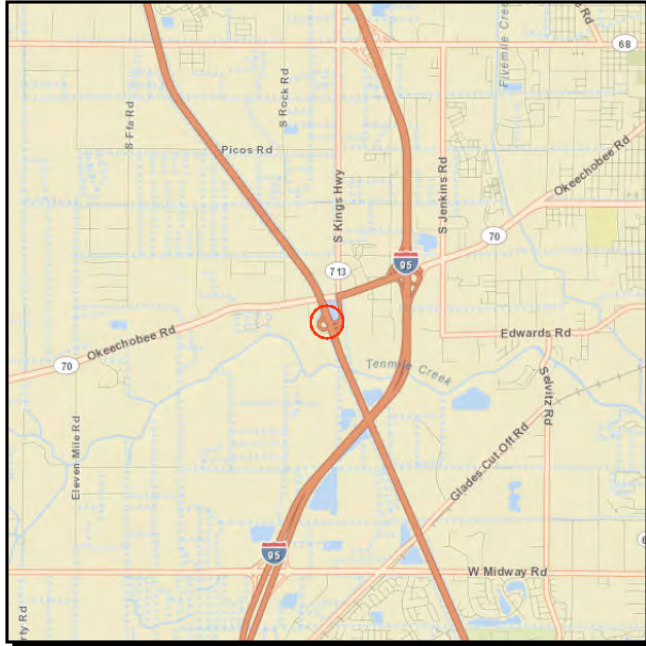
Phase	Fund Source	2014/15	2015/16	2016/17	2017/18	2018/19	Total
PE	PKYR	0	0	18,455	0	0	18,455
CST	PKYR	0	0	0	297,660	0	297,660
Total		0	0	18,455	297,660	0	316,115

Prior Year Cost: 0
Future Year Cost: 0
Total Project Cost: 316,115
LRTP: Page 7-4

TURNPIKE HEAVY TRUCK TURN

4293511

SIS



Project Description: Add Heavy Truck turn lane at Florida TPK Okeechobee Rd Exit

Work Summary: MISCELLANEOUS
CONSTRUCTION

From: AROUND AT TPK MP 168

To:

Lead Agency: FDOT

Length: 0.200 mi

Phase	Fund Source	2014/15	2015/16	2016/17	2017/18	2018/19	Total
CST	PKYI	2,478,098	0	0	0	0	2,478,098
Total		2,478,098	0	0	0	0	2,478,098

Prior Year Cost: 432,731
Future Year Cost: 0
Total Project Cost: 2,910,829
LRTP: Page 8-19

D. LIST OF PRIORITY PROJECTS



2013/14 List of Priority Projects (LOPP)

(adopted August 7, 2013; amended October 2, 2013)

Master List

2013/14 Priority Ranking	Major Gateway Corridor? ³	Facility	Project Limits		Project Description	Project Status/Notes	In RL RTP ¹ Cost Feasible Plan?	Estimated Cost ²	2012/13 Priority Ranking
			From	To					
1	Yes (1)	Kings Highway (SR-713)	Picos Road	I-95 Overpass	Add lanes (2)	PE ⁴ in process	Yes	\$13,000,000	2
2	Yes (2)	Indrio Road (SR-614)	I-95	Emerson Avenue (SR-607)	Add lanes (2)	PE in process	Yes	\$19,300,000	3
3	Yes (3)	Port St. Lucie Boulevard	Parr Drive ⁵	Darwin Boulevard	Add lanes (2)	PD&E ⁶ in process	Yes	\$22,200,000	4
4	N/A ⁷	Kings Highway Intersection	At Indrio Road		Intersection improvements	PE in process	Yes	\$12,500,000	5
5	Yes (4)	Midway Road	Glades Cut Off Road	Selvitz Road	Add lanes (2)		Yes	\$19,000,000	NR ⁸
6	N/A	I-95 Express Bus Service Park & Ride Lot	At Gatlin Boulevard on FPL Property		Parking lot (200 spaces)		Yes	\$900,000 ⁹	7
7	N/A	U.S. Highway 1 Intersection	At Virginia Avenue		Construct SB right-turn lane		Yes	\$1,200,000 ¹⁰	NR
8	N/A	St. Lucie TPO Advanced Transportation Management System (ATMS) Phase I	U.S. Highway 1		Fiber optic infrastructure, cameras, poles, and data collection devices to interconnect 56 intersections	State funding only	Yes	\$3,700,000 ¹⁰	NR
			Turnpike Feeder Road	Savanna Club Boulevard					
			Okeechobee Road (SR-70)						
			Kings Highway	U.S. Highway 1					

¹RLRTP: 2035 St. Lucie/Martin Regional Long Range Transportation Plan, February 2011

²Source: RL RTP, unless otherwise noted

³Landscape funding eligibility/priority (in parenthesis) for capacity projects based on applicable prioritization criteria from RL RTP Table 4-5 and 2012 FDOT Policy

⁴PE: Preliminary Engineering

⁵Project Limits of PD&E for Port St. Lucie Boulevard shall be from Darwin Boulevard to Becker Road

⁶PD&E: Project Development & Environmental Study

⁷N/A: Not applicable

⁸NR: Not ranked

⁹Source: St. Lucie TPO, July 2013

¹⁰Source: Florida Department of Transportation District 4

Congestion Management Process (CMP) List

2013/14 Priority Ranking	Facility/Intersection	Project Description	Project Status/Notes	Estimated Cost ²	CMP Plan ¹ Ranking	2012/13 Priority Ranking
1	Port St. Lucie Boulevard at Gatlin Boulevard	Signal timing adjustments, extension of the westbound left-turn lane, and associated improvements on the westbound approach		\$500,000	1	4
2	St. Lucie West Boulevard at Peacock Boulevard	Extend the southbound innermost left-turn lane and incorporate signal timing adjustments		\$100,000	2	3
3	California Boulevard at University Boulevard	Construct a roundabout		\$350,000	3	NR ³
4	California Boulevard at Del Rio Boulevard	Construct a roundabout		\$350,000	4	NR
5	Port St. Lucie Boulevard at Floresta Boulevard	Extend westbound right-turn lane		\$250,000	5	NR
6	U.S. Highway 1 at Old Dixie Highway	Construct a median to close/prohibit the left turn from westbound Old Dixie Highway to southbound U.S. Highway 1		\$30,000	6	1

¹CMP Plan: *St. Lucie Transportation Planning Organization Congestion Management Process Revised Implementation Plan, July 2013*

²Source: CMP Plan, unless otherwise noted

³NR: Not ranked

Transit

2013/14 Priority Ranking	Facility/Equipment	Project Location/Description	Project Status/Notes	In RLRTP ¹ or TDP ² ?	Estimated Cost ³	2012/13 Priority Ranking
1	Maintain Existing Level of Service	Maintain span, frequency & number of routes		Yes	\$5,004,016 ⁴	1
2	Vehicle Purchases	Replacement only vehicles specified by the TDP- Paratransit Cutaway Buses		Yes	\$2,051,654	2
3	Enclosed Bus Shelters	Miscellaneous locations along fixed routes with priority at transit transfer locations	Regional route shelters to include funding from Treasure Coast RTO	Yes	\$15,750 ⁵	3
4	Park & Ride Infrastructure	Miscellaneous locations		Yes	Not available	4
5	Increase Span of Service	Increase Weekday Span of Service to 6:00am to 8:00pm on TCC Routes 1,2,3		Yes	\$186,127	5
6	Implement New Routes	Port St. Lucie to Fort Pierce Intermodal Facility via Airoso Boulevard/25th Street		Yes	\$209,455	6
7	Increase Frequency of Service	Increase frequency to every 30 minutes weekdays on TCC Routes 1-6		Yes	\$1,412,328	7
8	Fort Pierce Operations Facility	Transit operations facility with bus storage on Selvitz Road between Midway and Edwards Roads		Yes	\$7,250,000	8
9	Passenger Rail Station	Downtown Fort Pierce		Yes	\$4,000,000 ⁷	9

¹RLRTP: 2035 Martin-St. Lucie Regional Long Range Transportation Plan, February 2011

²TDP: FY 2009/10 – FY 2018/19 Regional Transit Development Plan for the Port St. Lucie Urbanized Area

³Source: Tables 7-1 and 8-5 of TDP, unless otherwise noted

⁴St. Lucie Community Transit, September 2010

⁵Estimated cost is per enclosed bus shelter; Source: St. Lucie County Housing and Community Services Department, July 2009

⁷Source: City of Fort Pierce Planning Department, July 2010

Transportation Alternatives (TA) Projects

2013/14 Priority Ranking	Score ¹	Facility	Project Limits		Project Description	Project Source	Estimated Cost	2012/13 Priority Ranking
			From	To				
1	41.5	Selvitz Road	Bayshore Boulevard	North Macedo	Sidewalk-0.4 miles	2013 TA Grant Application	\$356,000 ³	7
2	42.0	East Torino Parkway	Peacock Apartments	C-106 Canal	Sidewalk-0.3 miles	2013 TA Grant Application	\$207,730 ³	6
3	46.5	Tulip Boulevard	Cherry Hill Drive	Port St. Lucie Boulevard	Sidewalk-3.3 miles	2010/11 LOPP	\$976,540 ⁴	2
3	46.5	Walton Road	Lennard Road	Green River Parkway	Sidewalk-1.1 miles	St. Lucie County School District	\$483,000 ⁵	2
5	43.5	17th Street - portions missing	Georgia Avenue	Avenue Q	Sidewalk-1.7 miles	2010/11 LOPP	\$170,000 ⁶	4
6	43.0	East Torino Parkway	Volucia Drive	Conus Street	Sidewalk-0.4 miles	St. Lucie County School District	\$168,000 ⁵	5
7	41.5	North Macedo Boulevard	Selvitz Road	St. James Drive	Sidewalk-1.0 miles	Port St. Lucie Sidewalk List	\$525,220 ⁴	7
7	41.5	Selvitz Road	Milner Drive	Peachtree Boulevard	Sidewalk-0.8 miles	2010/11 LOPP	\$337,920 ⁴	7
9	40.0	Parr Drive	Port St. Lucie Boulevard	Darwin Boulevard	Sidewalk-1.0 miles	Port St. Lucie Sidewalk List	\$442,420 ⁴	10
10	38.5	Thornhill Drive	Bayshore Boulevard	Airoso Boulevard	Sidewalk-1.0 miles	Port St. Lucie Sidewalk List	\$594,820 ⁴	11
11	36.5	Parr Drive	Savona Boulevard	Port St. Lucie Boulevard	Sidewalk-0.8 miles	Port St. Lucie Sidewalk List	\$344,050 ⁴	12
11	36.5	29th Street - portions missing	Avenue I	Avenue Q	Sidewalk-0.5 miles	2010/11 LOPP	\$50,000 ⁶	12
11	36.5	Boston Avenue	25th Street	13th Street	Sidewalk-0.8 miles	2010/11 LOPP	\$80,000 ⁶	12
14	36	Floresta Drive	Port St. Lucie Boulevard	Streamlet Avenue	Sidewalk-1.0 mile	Port St. Lucie Sidewalk List #7		NR ⁷
15	35.5	Curtis Street	Prima Vista Boulevard	Floresta Drive	Sidewalk-0.5 miles	Port St. Lucie Sidewalk List	\$461,620 ⁴	13
16	34.5	Weatherbee Road	U.S. Highway 1	Oleander Avenue	Sidewalk-0.5 miles	St. Lucie County School District	\$226,000 ⁵	14
17	34.0	Oleander Avenue	Midway Road	S Market Avenue	Sidewalk-1.3 miles	St. Lucie County School District	\$554,400 ⁵	15
17	34.0	Oleander Avenue	Midway Road	Saeger Avenue	Sidewalk-1.5 miles	St. Lucie County School District	\$672,000 ⁵	15
17	34.0	Volucia Drive	Blanton Boulevard	E Torino Pkwy	Sidewalk-1.0 miles	St. Lucie County School District	\$441,840 ⁵	15
20	32.5	29th Street	Avenue Q	Avenue T	Sidewalk-0.1 miles	2010/11 LOPP	\$10,000 ⁶	18
21	31.5	Alcantarra Boulevard	Port St. Lucie Boulevard	Savona Boulevard	Sidewalk-0.8 miles	St. Lucie County School District	\$357,000 ⁵	19
22	29.5	Floresta Drive	Port St. Lucie Boulevard	Southbend Boulevard	Sidewalk-0.6 miles	Port St. Lucie Sidewalk List #8		NR

2013/14 Priority Ranking	Score ¹	Facility	Project Limits		Project Description	Project Source	Estimated Cost	2012/13 Priority Ranking
			From	To				
23	28.5	Rosser Boulevard	Newport Isle	Bamberg Street	Sidewalk-2.1 miles	Port St. Lucie Sidewalk List #1		NR
24	25.5	Import Drive	Gatlin Boulevard	Savage Boulevard	Sidewalk-2.0 miles	Port St. Lucie Sidewalk List #3		NR
25	21.5	Paar Drive	Bamberg Street	Savona Boulevard	Sidewalk-0.8 miles	Port St. Lucie Sidewalk List #2		NR
25	21.5	Southbend Boulevard	Oakridge Drive	Eagle Drive	Bridge and Sidewalk- 0.2 miles	PSL Sidewalk List #13		NR
27	20.5	Savage Boulevard	Import Drive	Gatlin Boulevard	Sidewalk-1.7 miles	Port St. Lucie Sidewalk List #4		NR
27	20.5	Bayshore Boulevard	Mountwell Street	Port St. Lucie Boulevard	Sidewalk-0.8 miles	Port St. Lucie Sidewalk List #6		NR
27	20.5	Emil Avenue	Oleander Avenue	U.S. Highway 1	Sidewalk-0.4 miles	City of Fort Pierce	\$470,000 ⁸	NR
30	20.0	Traffic Signal Preemption Technology	Various	Various	50 Intersections 55 Fire/EMS vehicles	St. Lucie County Fire District	\$750,000 ⁹	20
31	19.5	Oakridge Drive	Southbend Drive	Mountwell Street	Sidewalk-0.8 miles	Port St. Lucie Sidewalk List #5		NR
31	19.5	Tiffany Avenue	Lennard Road	Grand Drive	Sidewalk-0.9 miles	Port St. Lucie Sidewalk List #9		NR
31	19.5	Selvitz Road	Floresta Drive	Bayshore Boulevard	Sidewalk-0.5 miles	PSL Sidewalk List #10		NR
31	19.5	Cashmere Boulevard	Charter School	Westgate K-8 School	Sidewalk-1.0 miles	PSL Sidewalk List #11		NR
31	19.5	Idol Drive	Charter School	Savona Boulevard	Sidewalk-0.7 miles	PSL Sidewalk List #12		NR
36	17.0	Bicycle Facilities Improvement Program	Various	Various	Install various bicycle facilities	2011 TE Grant Application	\$401,353 ³	21
37	5.0	West Cedar Pedestrian Mall	2nd Street	FEC Railroad	Streetscape improvements	2011 TE Grant Application	\$440,756 ³	22

¹Scoring is based on the St. Lucie TPO TA Project Prioritization Methodology

²Construction is anticipated to be programmed in the upcoming FDOT Tentative Work Program as a result of 2013 TA Grant Cycle

³Source: TA grant application for 2013

⁴Source: City of Port St. Lucie Engineering Department, July 2011

⁵Source: St. Lucie County School District, January 2011

⁶Estimated cost is based on an assumed cost of \$100,000 per mile

⁷NR: Not Ranked

⁸Source: City of Fort Pierce Engineering Department, June 2013

⁹Source: St. Lucie County Fire District, July 2011

APPENDIX A

Example Public Comment Notice



St. Lucie Transportation
Planning
Organization

Coco Vista Centre
466 SW Port St. Lucie Blvd, Suite 111
Port St. Lucie, FL 34953
772-462-1593 www.stlucietpo.org

TRANSPORTATION IMPROVEMENT PROGRAM PUBLIC COMMENT OPPORTUNITIES

Public comment opportunities are provided for the draft FY 2014/15–FY 2018/19 Transportation Improvement Program (TIP) of the St. Lucie Transportation Planning Organization (TPO). The TIP identifies the transportation projects that are expected to occur within the TPO area over the next 5 years.

To Obtain the TIP for Review

- 1) Appear in person or write to the St. Lucie TPO at 466 SW Port St. Lucie Boulevard, Suite 111, Port St. Lucie, Florida, 34953
- 2) Call 772-462-1593
- 3) Access the TPO website at www.stlucietpo.org

To Provide Comments on the TIP

- 1) Write to the St. Lucie TPO at 466 SW Port St. Lucie Blvd, Suite 111, Port St. Lucie, Florida, 34953
- 2) Call 772-462-1593
- 3) Email TPOAdmin@stlucieco.org
- 4) Appear in person at the following upcoming, public St. Lucie TPO Board Meeting:
June 4, 2014, 2:00pm
Coco Vista Centre
466 SW Port St. Lucie Boulevard, Suite 111
Port St. Lucie, Florida,

For Special Assistance

Disabled: Persons who require special accommodations under the Americans with Disabilities Act (ADA) or persons who require translation services (free of charge) should contact Marceia Lathou, 772-462-1593, at least five days prior to the meeting. Persons who are hearing or speech impaired may use the Florida Relay System by dialing 711.

Kreyol Ayisyen: Si ou ta rinmin recevoua information sa en crèole si l bous plait rèlè 772-462-1593.

Español: Si usted desea recibir esta información en español, por favor llame al 772-462-1593.

Title VI Statement: The St. Lucie TPO satisfies the requirements of various nondiscrimination laws and regulations including Title VI of the Civil Rights Act of 1964. Public participation is welcome without regard to race, color, national origin, age, sex, religion, disability, income, or family status. Persons wishing to express their concerns about nondiscrimination should contact Marceia Lathou, the Title VI/ADA Coordinator of the St. Lucie TPO, at 772-462-1593 or via email at lathoum@stlucieco.org.

APPENDIX B

**Local Projects-City of Fort Pierce
(for informational purposes)**

ITEM NO.	PROJECT NAME	PROJECT COST	FUNDED AMOUNT	PREVIOUS EXPENDITURES	FY14/15	FY15/16	FY 16/17	FY 17/18	FY 18/19
TRANSPORTATION									
STREET PROJECTS									
1	Ohio Avenue @ US 1 Intersection Re-alignment Description: Re-alignment of east leg of intersection. Construction includes paving, drainage, sidewalk, signalization upgrade and landscaping	\$401,614	\$0		-	-	-	-	-
2	13th Street - South of Ave. D to Ave. I Description: Reconstruction of roadway, drainage, sidewalks, street lighting, and landscaping. Conversion of overhead utilities to underground.	\$2,339,831	\$0	\$372,195	-	-		-	-
3	13th Street - Georgia Ave. to Orange Ave. Description: Reconstruction of roadway, drainage, sidewalks, street lighting, and landscaping. Conversion of overhead utilities to underground.	\$4,022,720	\$0	\$274,880		-		-	-
4	Avenue I - 13th to 25th Street Description: Reconstruction of roadway, drainage, sidewalks, street lighting, and landscaping. Conversion of overhead utilities to underground.	\$2,824,545	\$0	\$164,474	-	-	-		-
5	13th Street - Virginia Ave. to Georgia Ave. Description: Reconstruction of roadway, drainage, sidewalks, street lighting, and landscaping. Conversion of overhead utilities to underground.	\$4,010,189	\$0		-	-	-	-	
6	Indian River Drive - Ave A to Seaway Dr. Description: Reconstruction of roadway, drainage, sidewalks, street lighting, and landscaping. Conversion of overhead utilities to underground.	\$1,405,850	\$0		-	-	-	-	
7	13th Street - Ave. I to Ave. Q Description: Reconstruction of roadway, drainage, sidewalks, street lighting, and landscaping. Conversion of overhead utilities to underground.	\$1,881,845	\$0	\$263,445	-	-	-		-
8	17th Street - Orange Ave. to Avenue I Description: Reconstruction of roadway, drainage, sidewalks, street lighting, and landscaping. Conversion of overhead utilities to underground.	\$2,574,814	\$0	\$375,965	-	-	-	-	
9	Street Resurfacing Description: Milling, curb reconstruction and asphalt overlay	\$15,961,017	\$0		-	-	-	-	-
10	US 1 at Virginia Avenue	\$1,312,741	\$37,741		-	-	-		\$37,741

ITEM NO.	PROJECT NAME	PROJECT COST	FUNDED AMOUNT	PREVIOUS EXPENDITURES	FY14/15	FY15/16	FY 16/17	FY 17/18	FY 18/19
TRANSPORTATION									
	Description: Construction of a south bound right turn lane on to Virginia Ave.								
11	S. 7th St - Parkway to 10th Street Description: Roadway reconstruction, drainage, sidewalks and utilities	\$673,832	\$0		-	-	-	-	-
12	North 2nd St. (Seaway Dr. to Taylor Ck. Marina) Description: Roadway reconstruction including drainage conveyance/storage, utility upgrades and replacement, roadway widening and paving, sidewalk landscaping and lighting.	\$9,043,295	\$7,200,000	\$523,490	\$3,500,000	\$2,176,510	\$1,000,000		
13	Port Streets - (Port Avenue and Harbor Street) Description: Project scope includes drainage improvements, replacement of curbing, roadway reconstruction and sidewalks	\$250,000	\$0						
14	Pavement Markings -(Partial) Description: Replacement of pavement markings to comply with MUTCD Standards for marking retroreflectivity	\$200,000	\$0						
15	Citrus Overpass Bridge Repairs Description: Project entails maintenance work as outlined by the biennial bridge inspection report. Deficiencies include; concrete spalling, exposed rebar, failed compression joints, understructure paint and deck joint seals.	\$250,000	\$0						
STREETSCAPE PROJECTS									
16	Depot Drive - Orange Ave. to 2nd St. Description: Reconstruction of roadway, drainage, sidewalks, street lighting, and landscaping. Project will convert one way traffic to two way and provide on-street parking.	\$994,000	\$0		-	-	-	-	
17	Means Court - Avenue E to Moore's Creek Description: Reconstruction of roadway, drainage, sidewalks, street lighting, and landscaping. Conversion of overhead utilities to underground	\$916,600	\$0		-	-	-		-
18	5th Street - Orange Ave. to Avenue A Description: Reconstruction of roadway, drainage, sidewalks, street lighting, and landscaping. Conversion of overhead utilities to underground	\$229,200	\$0		-	-		-	-
19	Avenue D - 25th to 33rd Street Description: Reconstruction of roadway, drainage, sidewalks, street lighting, and landscaping. Conversion of overhead utilities to underground.	\$1,589,700	\$0		-	-	-		-

ITEM NO.	PROJECT NAME	PROJECT COST	FUNDED AMOUNT	PREVIOUS EXPENDITURES	FY14/15	FY15/16	FY 16/17	FY 17/18	FY 18/19
TRANSPORTATION									
20	Fisherman's Wharf Street Improvements Description: Reconstruction of roadway, drainage, sidewalks, street lighting, and landscaping. Conversion of overhead utilities to underground. Decorative observation area.	\$1,285,000	\$0		-	-	-		-
21	Avenue D - US 1 to Indian River Drive Description: Reconstruction of roadway, drainage, sidewalks, street lighting, and landscaping. Conversion of overhead utilities to underground.	\$716,000	\$0		-	-	-		-
22	Hibiscus Park Subdivision - Roadways Description: Roadway paving, drainage improvements, sidewalks, street lighting	\$3,472,805	\$0	\$349,555	-	-	-	-	-
23	Ave D Crosswalk Replacement - 7th St - 24th St Description: Replacement / repair of settled crosswalks along corridor	\$270,500	\$0		-	-	-	-	-
24	Lincoln Park Improvements Description: The project consists of a section of the Lincoln Park Neighbourhood that includes paving, drainage, sidewalk and landscaping improvements	\$550,000	\$550,000		\$550,000				
BICYCLE / PEDESTRIAN PROJECTS									
25	Sidewalks - 31st St. - Okeechobee Rd. to TN Ave. Description: Construction of sidewalks in vicinity of Fairlawn School	\$448,603	\$383,563	\$65,040	\$383,563		-		-
23	S. 21st Street / Havana Avenue Sidewalk Description: Construction of sidewalks in vicinity of PAL Park	\$418,210	\$355,610	\$62,600	\$355,610	-		-	-
24	Bicycle Facilities Improvement Program Description: Installation of bicycle amenities to include, covered shelters, repair stations, bike racks, and mobility tracker system.	\$393,672	\$0		-	-	-	-	-
25	Emil Avenue Sidewalk (Oleander Ave. to US 1) Description: Construction of sidewalk on both sides of Emil Ave.	\$510,000	\$0						
TRANSPORTATION PROJECTS TOTAL		\$58,946,583	\$8,526,914	\$2,451,644	\$4,789,173	\$2,176,510	\$1,000,000	\$0	\$37,741

APPENDIX C

**Local Projects-City of Port St. Lucie
(for informational purposes)**

CITY OF PORT ST. LUCIE
PRELIMINARY ROAD & BRIDGE CAPITAL IMPROVEMENT BUDGET

Preliminary projects and budgets are provided below. This preliminary budget is subject to the City Council's review and approval, and subsequent amendments and/or funding.

Project Name	FY 2014-2015	FY 2015-2016	FY 2016-2017	FY 2017-2018	FY 2018-2019
Crosstown Parkway Extension	\$ 115,781,037	\$ 15,322,652	\$ 198,179		
Project Management Costs for Capital Improvements	\$ 200,000	\$ 300,000	\$ 300,000	\$ 300,000	\$ 300,000
PSL Blvd. South Widening	\$ 663,547	\$ 4,010,000			
US 1 Bus Shelters	\$ 371,615				
Del Rio Blvd Sidewalk - Port St Lucie Blvd to California Blvd (FDOT LAP)	\$ 6,215	\$ 1,032,874			
Savona Blvd. S. Sidewalk - Gatlin Blvd to Becker Rd. (FDOT LAP)	\$ 1,857,391				
Misc. Sidewalks - Citywide	\$ 800,000	\$ 800,000	\$ 800,000	\$ 800,000	\$ 800,000
Cashmere Blvd Sidewalk - Del Rio Blvd to Centennial High School (FDOT LAP) FDOT	\$ 431,825				
Darwin Blvd. Sidewalk - from Paar Drive to Becker Rd - (FDOT LAP)	\$ 1,001,775				
Bayshore Blvd. Sidewalk - Prima Vista Blvd to Selvitz Rd (FDOT LAP)	\$ 558,924				
ADA Compliance/Curb Ramps	\$ 50,000	\$ 50,000	\$ 50,000	\$ 50,000	\$ 50,000
Cameo Boulevard Sidewalk - Port St Lucie Blvd to California Blvd (FDOT LAP)	\$ 95,250	\$ 772,800			
Selvitz Rd Sidewalk (Bayshore Blvd to Macedo Blvd. (FDOT LAP)	\$ 100,000		\$ 376,984		
ADA Repairs - various locations	\$ 30,000	\$ 40,000	\$ 40,000	\$ 40,000	\$ 40,000
Contract Application of Thermoplastic and Road Striping	\$ 110,000	\$ 150,000	\$ 150,000	\$ 150,000	\$ 150,000
Traffic Calming - Chapman/Crescent (carryforward from prior year)	\$ 70,000				
Signal Maintenance/Enhancement	\$ 70,000	\$ 70,000	\$ 70,000	\$ 70,000	\$ 70,000
Traffic Signal Maintenance - FDOT Contribution	\$ 27,946	\$ 28,784	\$ 29,647	\$ 30,537	\$ 31,453
Highway Lighting & Maintenance throughout the City - FDOT Contribution	\$ 66,000	\$ 66,000	\$ 67,000	\$ 67,000	\$ 68,000
Southbend Traffic Circle & Curve Improvements (Impact Fee funded)	\$ 100,000				
Signal Rehab - Floresta/Thornhill and Del Rio/California & PSL/Gowin and PSL Morningside	\$ 50,000	\$ 60,000			
Savona Blvd Bridge over C-24 Canal Rehabilitation	\$ 200,000				
Bridge Maintenance (Citywide Bridges - 28)	\$ 100,000	\$ 150,000	\$ 150,000	\$ 150,000	\$ 150,000
Signalier ATR-41 (Platform Truck)	\$ 140,000				
Bayshore & Selvitz Intersection Improvements	\$ 81,000	\$ 570,000			
California Blvd Left & Right Turn Lane Improvements	\$ 300,000				
California and University Blvd Roundabout		\$ 125,000	\$ 600,000		
California and Del Rio Signal			\$ 125,000	\$ 500,000	
Traffic Monitoring System Upgrades	\$ 50,000	\$ 60,000	\$ 60,000		
Fiber Optic Enhancement	\$ 80,000				
Veterans Memorial Pedestrian Bridges	\$ 170,000				
Annual Resurfacing Program	\$ 1,200,000	\$ 1,300,000	\$ 2,300,000	\$ 2,300,000	\$ 2,300,000
Contract Repair or Installation of Sidewalks	\$ 25,000	\$ 30,000	\$ 30,000	\$ 30,000	\$ 30,000
PSL Blvd & Gatlin - Access Modification off of PSL Blvd.	\$ 443,460				
Veteran's Memorial Parkway & Lyngate Drive		\$ 700,000	\$ 700,000		
Guardrail Repair & Rehabilitation	\$ 30,000	\$ 35,000	\$ 35,000	\$ 35,000	\$ 35,000
Malaleuca Blvd - Rehabilitation	\$ 400,000				
Asphalt Pothole Patcher	\$ 85,000				
Replace 2005 Asphalt Zipper PW-132					\$ 94,490
Replace 2004 Johnston Sweeper PWS-32	\$ 200,000				
Replace PWS 09R1 2002 Leeboy Asphalt Roller					\$ 40,000
Replace PWT-1621 (2001) New Holland Skid Loader	\$ 35,000				
Pavement Management System	\$ 200,000				
Installation and Construction of Entry Feature Signs (Various Locations)	\$ 100,000				
US 1 Landscape Beautification - Hoffman Rd. to Westmoreland		\$ 250,000			
Replace 2005 John Deere 6615 Tractor PWT-24-R1	\$ 160,000				

APPENDIX D

**Local Projects-St. Lucie County
(for informational purposes)**

ST. LUCIE COUNTY FIVE YEAR CAPITAL IMPROVEMENT PLAN
CIP BY PROJECT CATEGORY - FY 2014 to FY 2018

PROJECT/DESCRIPTION	Est. Carry	New	Budget	PLAN				FY14 to FY18
	Forward	FY14	FY14	FY15	FY16	FY17	FY18	Total
TRANSPORTATION PROJECTS								
Road Projects								
Midway Rd (Selvitz Rd - 25th St)	10,026,974	11,729,300	21,756,274					21,756,274
Midway Rd-Glades Cutoff/Selvitz Rd (PD&E & Design)		3,500,000	3,500,000					3,500,000
Glades Rd & Selvitz (Prod Dev & Env Study)			0	500,000				500,000
Jenkins Rd (End Wal-Mart to Edwards)	119,811		119,811	1,133,272				1,253,083
Unincorporated Area Resurfacing		150,000	150,000	725,817	1,675,817	1,007,271	1,450,000	5,008,905
Guardrail Improvements		40,000	40,000	40,000	40,000	40,000	40,000	200,000
Reserves/Projects To Be Determined	405,996		405,996		475,000	475,000	475,000	1,830,996
St James Drive Sidewalk Phase 2	421,139		421,139					421,139
Lennard Rd-PSL High to Bromeliad Cr	411,292		411,292					411,292
Kings Hwy & Angle Road Study	215,000		215,000					215,000
Hutchinson Island Projects	1,482,422		1,482,422					1,482,422
S. 25th St.- Phase I	50,000		50,000					50,000
Glades Rd & Selvitz	157,959		157,959					157,959
Weatherbee Rd Sidewalk	27,876		27,876					27,876
Kings Hwy Widening (Angle to Okeechobee)	1,262,835		1,262,835					1,262,835
Kings Hwy and Angle Road Study	250,000		250,000					250,000
Kings Hwy/Indrio Rd. Signal-Modify	565,895		565,895					565,895
Juanita Avenue Improvements	315,588		315,588					315,588
Sidewalks & Bikepaths	168,802		168,802					168,802
Unincorporated Bike Paths/Sidewalks	796,950		796,950					796,950
TCERDA PARK - Research & Development	915,352		915,352					915,352
Walton Road (Village Grn - Lennard)	4,872		4,872					4,872
Total Road Projects	17,598,763	15,419,300	33,018,063	2,399,089	2,190,817	1,522,271	1,965,000	41,095,240
Bridges								
S. 25th St Bridge - East Side	300,000	120,000	420,000					420,000
Prima Vista Bridge over SL River	85,000	150,000	235,000					235,000
Gordy Road Bridge		160,000	160,000					160,000
Bridge @ McCarty/Ten Mile Ck North	300,000		300,000	500,000	500,000	500,000		1,800,000
Old Dixie Hwy Bridge over Taylor Crk	150,000		150,000					150,000
Total Bridges	835,000	430,000	1,265,000	500,000	500,000	500,000	0	2,765,000
Airport								
Design & Construct Parallel Runway Taxiway Connector		375,000	375,000					375,000
Install & Rehabilitate Airport Navais			0	700,000				700,000
Design and Construct 10L/28R South Apron			0		500,000			500,000
Airport Drainage & Erosion Control Improvements			0		400,000			400,000
Design & Install Segmented Circle			0			45,000		45,000
Construct Terminal Service Parking			0			739,000		739,000
Design/Cnstrn Terminal Renovations	267,666		267,666					267,666
Airport Rehab Taxiway C	15,311		15,311					15,311
Airport Terminal Apron Construction	649,037		649,037					649,037
AP Design/Construct Customs Renovation	2,022,069		2,022,069					2,022,069
Taxiway D-1 realignment/drainage	614,431		614,431					614,431
AP Install REILS Runway 28L	81,250		81,250					81,250
AP Parallel RunwayTaxiway Connector	623,750		623,750					623,750
A/P-Sec Cameras/High Mast Lighting	140,000		140,000					140,000
Total Airport	4,413,514	375,000	4,788,514	700,000	900,000	784,000	0	7,172,514
Port Improvements								
Spoil Site Construction	899,941		899,941					899,941
N. Entrance To Port of Ft. Pierce	4,896,100		4,896,100					4,896,100
Taylor Creek Improvements	589,000		589,000					589,000

PROJECT/DESCRIPTION	Est. Carry	New	Budget	PLAN				FY14 to FY18
	Forward	FY14	FY14	FY15	FY16	FY17	FY18	Total
Total Port Improvements	6,385,041	-	6,385,041	0	0	0	0	6,385,041
TOTAL TRANSPORTATION PROJECTS	29,232,318	16,224,300	45,456,618	3,599,089	3,590,817	2,806,271	1,965,000	57,417,795
FUNDING SOURCE								
General Fund	240,000		240,000					240,000
Transportation Trust Impact Fees	7,421,851	9,229,300	16,651,151	500,000	475,000	475,000	475,000	18,576,151
County Capital - Transportation Bond	7,121,188	6,000,000	13,121,188	1,133,272				14,254,460
County Capital	455,352		455,352					455,352
Airport Fund		375,000	375,000	140,000	180,000	156,800		851,800
Port Fund	589,000		589,000					589,000
Grant Funds	10,165,555	425,000	10,590,555	560,000	720,000	627,200		12,497,755
Gas Tax Funds	1,756,950	195,000	1,951,950	540,000	540,000	540,000	40,000	3,611,950
Alt Dev Fees-HIRD Fund	1,482,422		1,482,422					1,482,422
Unfunded			0	725,817	1,675,817	1,007,271	1,450,000	4,858,905
Total All Funding Sources	29,232,318	16,224,300	45,456,618	3,599,089	3,590,817	2,806,271	1,965,000	57,417,795

APPENDIX E

Additional Total Project Cost Details

Additional Total Project Cost Details FY 2014/15 – FY 2018/19

Fund	<2015	2015	2016	2017	2018	2019	>2019	All Years
HIGHWAYS								
Item Number: 230256 1 Project Description: SR-713/KINGS HWY SR70 AT TURNPIKE US-1 *NON-SIS*								
District: 04	County: ST. LUCIE	Type of Work: PD&E/EMO STUDY		Project Length:		10.180		
P D & E / MANAGED BY FDOT								
-TOTAL OUTSIDE YEARS	6,113	0	0	0	0	0	0	6,113
Item 230256 1 Totals:	6,113	0	0	0	0	0	0	6,113
Item Number: 230256 2 Project Description: SR-713/KINGS HWY FROM 800' SOUTH OF SR-70 TO N. OF I-95 OVERPASS *SIS*								
District: 04	County: ST. LUCIE	Type of Work: ADD LANES & RECONSTRUCT		Project Length:		7.386		
Extra PD&E UNDER 230256-1 / 2L TO 8LD MAST ARMS/LIGHTING/SIGNS & MARKINGS/LANDSCAPING/ 2012 TPO PRIORITY #02 PD&E FOR 6 LANING Description: UNDER 230256-5								
PRELIMINARY ENGINEERING / MANAGED BY FDOT								
-TOTAL OUTSIDE YEARS	2,651,595	0	0	0	0	0	0	2,651,595
ENVIRONMENTAL / MANAGED BY FDOT								
-TOTAL OUTSIDE YEARS	5,567	0	0	0	0	0	0	5,567
Item 230256 2 Totals:	2,657,162	0	0	0	0	0	0	2,657,162
Item Number: 230256 5 Project Description: SR-713/KINGS HWY FROM SR-70 TO SR-5/US-1 *NON-SIS*								
District: 04	County: ST. LUCIE	Type of Work: PD&E/EMO STUDY		Project Length:		30.594		
P D & E / MANAGED BY FDOT								
-TOTAL OUTSIDE YEARS	2,347,219	0	0	0	0	0	0	2,347,219
ENVIRONMENTAL / MANAGED BY FDOT								
-TOTAL OUTSIDE YEARS	631	0	0	0	0	0	0	631
Item 230256 5 Totals:	2,347,850	0	0	0	0	0	0	2,347,850

Item Number:	230256 6	Project Description:	SR-713/KINGS HWY FR 800' S OF SR-70 TO N OF PICOS ROAD					*NON-SIS*	
District:	04	County:	ST. LUCIE	Type of Work:	ADD LANES & RECONSTRUCT		Project Length:	3.780	
Extra Description: PE/ENGINEERING UNDER 230256-2 2012 TPO PRIORITY #2									
RIGHT OF WAY / MANAGED BY FDOT									
SUPPORT									
DS -STATE PRIMARY HIGHWAYS & PTO	0	3,894,808	0	0	0	0	0	3,894,808	
SA -STP, ANY AREA	0	0	2,757,054	0	0	0	0	2,757,054	
SU -STP, URBAN AREAS > 200K	0	0	1,045,122	0	0	0	0	1,045,122	
RAILROAD & UTILITES / MANAGED BY FDOT									
SU -STP, URBAN AREAS > 200K	0	500,000	0	0	0	0	0	500,000	
CONSTRUCTION / MANAGED BY FDOT									
DDR -DISTRICT DEDICATED REVENUE	0	0	0	21,819,496	0	0	0	21,819,496	
DS -STATE PRIMARY HIGHWAYS & PTO	0	0	0	1,418,686	0	0	0	1,418,686	
SA -STP, ANY AREA	0	0	0	931,242	0	0	0	931,242	
SU -STP, URBAN AREAS > 200K	0	0	0	1,151,749	0	0	0	1,151,749	
ENVIRONMENTAL / MANAGED BY FDOT									
DDR -DISTRICT DEDICATED REVENUE	26,300	0	0	0	0	0	0	26,300	
DS -STATE PRIMARY HIGHWAYS & PTO	7,779	75,000	0	0	0	0	0	82,779	
Item 230256 6 Totals:		1,486,900	4,694,332	4,001,779	26,433,176	767,368	0	0	37,383,555

Item Number:	230256 7	Project Description:	SR-713/KINGS HWY FROM NORTH OF PICOS RD TO NORTH OF I-95 OVERPASS					*NON-SIS*	
District:	04	County:	ST. LUCIE	Type of Work:	ADD LANES & RECONSTRUCT		Project Length:	2.820	
Extra Description: PE/ENGINEERING UNDER 230256-2 2013 TPO PRIORITY #1									
RIGHT OF WAY / MANAGED BY FDOT									
SUPPORT									
DDR -DISTRICT DEDICATED REVENUE	1,019,252	58,730	1,655,770	700,000	0	0	0	3,433,752	
DIH -STATE IN-HOUSE PRODUCT	36,680	107,540	0	0	0	0	0	144,200	
DS -STATE PRIMARY HIGHWAYS & PTO	0	0	0	16,795	0	0	0	16,795	
SA -STP, ANY AREA	0	0	0	2,792,594	0	0	0	2,792,594	
CONSTRUCTION / MANAGED BY FDOT									
DDR -DISTRICT DEDICATED REVENUE	0	0	0	0	0	17,120,925	0	17,120,925	
DIH -STATE IN-HOUSE PRODUCT	0	0	0	0	0	519,750	0	519,750	
SA -STP, ANY AREA	0	0	0	0	0	1,449,652	0	1,449,652	
ENVIRONMENTAL / MANAGED BY FDOT									
DDR -DISTRICT DEDICATED REVENUE	3,217	0	0	0	0	0	0	3,217	
Item 230256 7 Totals:		1,059,129	166,270	1,655,770	3,509,389	0	19,090,327	0	25,480,885

Item Number:	230256 8	Project Description:	SR-713/KING'S HWY FR 800' S OF SR-70 TO N OF PICOS RD					*NON-SIS*	
District:	04	County:	ST. LUCIE	Type of Work:	LANDSCAPING		Project Length:	1.890	
PRELIMINARY ENGINEERING / MANAGED BY FDOT									
SA -STP, ANY AREA	0	10,000	126,500	0	0	0	0	136,500	
CONSTRUCTION / MANAGED BY FDOT									
SA -STP, ANY AREA	0	0	0	0	0	412,335	0	412,335	
Item 230256 8 Totals:		0	10,000	126,500	0	0	412,335	0	548,835
Project Total:		7,557,154	4,870,602	5,784,049	29,942,565	767,368	19,502,662	0	68,424,400

Fund	<2015	2015	2016	2017	2018	2019	>2019	All Years
Item Number: 230338 1 Project Description: SR-614/INDRIO RD FROM W. OF I-95 TO SR-713/KINGS HWY *NON-SIS*								
District 04 County: ST. LUCIE	Type of Work: PD&E/EMO STUDY			Project Length:			3.584	
P D & E / MANAGED BY FDOT								
-TOTAL OUTSIDE YEARS	209,769	0	0	0	0	0	0	209,769
Item 230338 1 Totals:	209,769	0	0	0	0	0	0	209,769
Item Number: 230338 2 Project Description: SR-614/INDRIO RD FROM SR-607/EMERSON TO SR-713/KINGS HWY *NON-SIS*								
District 04 County: ST. LUCIE	Type of Work: ADD LANES & RECONSTRUCT			Project Length:			1.001	
PRELIMINARY ENGINEERING / MANAGED BY FDOT								
-TOTAL OUTSIDE YEARS	10,308	0	0	0	0	0	0	10,308
Item 230338 2 Totals:	10,308	0	0	0	0	0	0	10,308
Item Number: 230338 4 Project Description: SR-614/INDRIO ROAD FROM WEST OF SR-9/I-95 TO EAST OF SR-670/EMERSON AV *NON-SIS*								
District 04 County: ST. LUCIE	Type of Work: ADD LANES & RECONSTRUCT			Project Length:			2.709	
Extra 13 MPO PRIORITY #2: LRE UPDATED 7/6/11 BY V. SAINI 13,064/DDR NON-PART PH 32 FOR TWOS D/W CONTRACT NOT FED PHASE C8=PAYMENT Description: TO FT PIERCE WATER CONTROL DISTRICT								
PRELIMINARY ENGINEERING / MANAGED BY FDOT								
CM -CONGESTION MITIGATION - AQ	1,444,000	0	0	0	0	0	0	1,444,000
DC -STATE PRIMARY PE CONSULTANTS	850	0	0	0	0	0	0	850
DDR -DISTRICT DEDICATED REVENUE	216,516	0	0	0	0	0	0	216,516
DIH -STATE IN-HOUSE PRODUCT SUPPORT	143,503	0	0	0	0	0	0	143,503
DS -STATE PRIMARY HIGHWAYS & PTO	152,405	0	0	0	0	0	0	152,405
EB -EQUITY BONUS	773,086	0	0	0	0	0	0	773,086
RIGHT OF WAY / MANAGED BY FDOT								
DDR -DISTRICT DEDICATED REVENUE	1,102,940	1,519,051	55,737	16,745	0	0	0	2,694,473
DIH -STATE IN-HOUSE PRODUCT SUPPORT	76,810	254,401	43,709	0	0	0	0	374,920
DS -STATE PRIMARY HIGHWAYS & PTO	0	2,046,063	0	1,214,657	0	0	0	3,262,720
SU -STP, URBAN AREAS > 200K	497,660	1,126,173	1,020,827	0	0	0	0	2,644,660
ENVIRONMENTAL / MANAGED BY FDOT								
ACSA -ADVANCE CONSTRUCTION (SA)	2,371	0	0	0	0	0	0	2,371
DS -STATE PRIMARY HIGHWAYS & PTO	34,619	0	0	0	0	0	0	34,619
SA -STP, ANY AREA	395,693	0	0	0	0	0	0	395,693
Item 230338 4 Totals:	4,840,253	4,947,688	1,120,273	1,231,402	0	0	0	12,139,616
Project Total:	5,060,330	4,947,688	1,120,273	1,231,402	0	0	0	12,359,693

Fund	<2015	2015	2016	2017	2018	2019	>2019	All Years
Item Number: 231440 1	Project Description: W. MIDWAY RD/CR-712 FROM US-1 TO S. 25TH ST/CR-615							*NON-SIS*
District: 04	County: ST LUCIE	Type of Work: PD&E/EMO STUDY				Project Length:		1.500
P D & E / RESPONSIBLE AGENCY NOT AVAILABLE								
-TOTAL OUTSIDE YEARS	655,803	0	0	0	0	0	0	655,803
Item 231440 1 Totals:	655,803	0	0	0	0	0	0	655,803
Item Number: 231440 2	Project Description: W. MIDWAY RD/CR-712 FROM S. 25TH ST/SR-615 TO SR-5/US-1							*NON-SIS*
District: 04	County: ST LUCIE	Type of Work: ADD LANES & RECONSTRUCT				Project Length:		1.915
Extra Description:	WIDEN 2 LANES TO 4 LANES/10MPO PRIORITY# 1 REPLACE EXISTING BRIDGE, ADA RAMPS AT 3 SIGNALIZED INTERSEC CONSTRUCT 5' SIDEWALKS, LANDSCAPING, LIGHTING, BRICK PAVERS, DRAINAGE, 4' BIKE LANE ON ROADWAY/PD&E BY COUNTY=SEG#1							
PRELIMINARY ENGINEERING / MANAGED BY FDOT								
ACSA -ADVANCE CONSTRUCTION (SA)	368,271	0	0	0	0	0	0	368,271
DDR -DISTRICT DEDICATED REVENUE	258,998	0	0	0	0	0	0	258,998
EB -EQUITY BONUS	1,206,726	0	0	0	0	0	0	1,206,726
HPP -HIGH PRIORITY PROJECTS	1,439,840	0	0	0	0	0	0	1,439,840
SA -STP, ANY AREA	149,328	0	0	0	0	0	0	149,328
RIGHT OF WAY / MANAGED BY FDOT								
ACSU -ADVANCE CONSTRUCTION (SU)	2,500,000	0	0	0	0	0	0	2,500,000
LF -LOCAL FUNDS	246,723	0	0	0	0	0	0	246,723
SA -STP, ANY AREA	532,045	4,783,685	2,277,420	0	161,720	0	0	7,754,870
SU -STP, URBAN AREAS > 200K	4,721,149	1,610,881	24,998	3,725,163	3,814,740	0	0	13,896,931
RAILROAD & UTILITES / MANAGED BY FDOT								
SA -STP, ANY AREA	100,000	0	0	0	0	0	0	100,000
CONSTRUCTION / MANAGED BY FDOT								
ACSA -ADVANCE CONSTRUCTION (SA)	0	90,000	0	0	0	0	0	90,000
CM -CONGESTION MITIGATION - AQ	0	1,875,972	0	0	0	0	0	1,875,972
SA -STP, ANY AREA	0	25,959,111	0	0	0	0	0	25,959,111
SU -STP, URBAN AREAS > 200K	0	831,753	0	0	0	0	0	831,753
ENVIRONMENTAL / MANAGED BY FDOT								
ACSA -ADVANCE CONSTRUCTION (SA)	79,214	0	0	0	0	0	0	79,214
EB -EQUITY BONUS	148,645	0	0	0	0	0	0	148,645
SA -STP, ANY AREA	38,955	0	0	0	0	0	0	38,955
Item 231440 2 Totals:	11,789,894	35,151,402	2,302,418	3,725,163	3,976,460	0	0	56,945,337
Item Number: 231440 3	Project Description: W. MIDWAY RD/CR-712 FROM GLADES CUT OFF ROAD TO SELVITZ ROAD							*NON-SIS*
District: 04	County: ST LUCIE	Type of Work: PD&E/EMO STUDY				Project Length:		1.592
P D & E / MANAGED BY FDOT								
LFP -LOCAL FUNDS FOR PARTICIPATING	0	1,650,000	0	0	0	0	0	1,650,000
PRELIMINARY ENGINEERING / MANAGED BY FDOT								
LFP -LOCAL FUNDS FOR PARTICIPATING	0	0	0	2,150,000	0	0	0	2,150,000
Item 231440 3 Totals:	0	1,650,000	0	2,150,000	0	0	0	3,800,000
Project Total:	12,445,697	36,801,402	2,302,418	5,875,163	3,976,460	0	0	61,401,140

Fund	<2015	2015	2016	2017	2018	2019	>2019	All Years
Item Number: 410844 1	Project Description: CROSSTOWN PARKWAY FROM MANTH LANE TO SR-5/US-1							*NON-SIS*
District: 04	County: ST. LUCIE	Type of Work: PD&E/EMO STUDY				Project Length:		2.188
P D & E / MANAGED BY FDOT								
-TOTAL OUTSIDE YEARS	5,106,785	0	0	0	0	0	0	5,106,785
LOCAL ADVANCE REIMBURSE / MANAGED BY FDOT								
-TOTAL OUTSIDE YEARS	2,850,000	0	0	0	0	0	0	2,850,000
Item 410844 1 Totals:	7,956,785	0	0	0	0	0	0	7,956,785
Item Number: 410844 4	Project Description: CROSSTOWN PARKWAY FROM MANTH LANE TO SR-5/US-1							*NON-SIS*
District: 04	County: ST. LUCIE	Type of Work: NEW BRIDGE CONSTRUCTION				Project Length:		2.651
Extra Description:	SEE SEGMENT 1 FOR COMMENTS. R/W MOVED OFF SEGMENT 1 TO CORRECT EDIT REPORT; 2012 MPO PRIORITY #1 ***SEE WP45 (SC) FOR ADDITIONAL PROJECT INFORMATION***							
RIGHT OF WAY / MANAGED BY FDOT								
ACSB - ADVANCE CONSTRUCTION (SABR)	0	440,321	2,500,000	1,497,000	1,000,000	1,000,000	0	6,437,321
CIGP -COUNTY INCENTIVE GRANT PROGRAM	450,021	400,000	410,473	126,500	30,000	20,000	0	1,436,994
HPP -HIGH PRIORITY PROJECTS	0	2,159,760	0	0	0	0	0	2,159,760
LF -LOCAL FUNDS	505,445	0	0	0	0	0	0	505,445
LFP -LOCAL FUNDS FOR PARTICIPATING	0	589,527	410,473	126,500	30,000	20,000	0	1,176,500
SA -STP, ANY AREA	372,909	1,243,712	185,000	40,000	15,000	10,000	0	1,866,621
SU -STP, URBAN AREAS > 200K	1,743,590	0	0	0	0	0	0	1,743,590
TRIP -TRANS REGIONAL INCENTIVE PROGM	1,293,569	189,527	0	0	0	0	0	1,483,096
Item 410844 4 Totals:	4,365,534	5,022,847	3,505,946	1,790,000	1,075,000	1,050,000	0	16,809,327
Item Number: 410844 5	Project Description: CROSSTOWN PARKWAY FROM MANTH LANE TO SR-5/US-1							*NON-SIS*
District: 04	County: ST. LUCIE	Type of Work: NEW BRIDGE CONSTRUCTION				Project Length:		2.651
PRELIMINARY ENGINEERING / MANAGED BY FDOT								
-TOTAL OUTSIDE YEARS	7,500	0	0	0	0	0	0	7,500
CONSTRUCTION / MANAGED BY CITY OF PORT ST LUCIE								
-TOTAL OUTSIDE YEARS	113,174,323	0	0	0	0	0	0	113,174,323
CONSTRUCTION / MANAGED BY FDOT								
-TOTAL OUTSIDE YEARS	1,000,000	0	0	0	0	0	0	1,000,000
Item 410844 5 Totals:	114,181,823	0	0	0	0	0	0	114,181,823
Project Total:	126,504,142	5,022,847	3,505,946	1,790,000	1,075,000	1,050,000	0	138,947,935

Fund	<2015	2015	2016	2017	2018	2019	>2019	All Years
Item Number: 421314 1 Project Description: SR-A1A BRIDGE #940065 OVER FPL DISCHARGE CANAL *NON-SIS*								
District: 04 County: ST. LUCIE Type of Work: BRIDGE-REPAIR/REHABILITATION Project Length: 085								
Extra Description: REPLACE SUPERSTRUCTURE OVER FPL DISCHARGE CANAL, 210 FT IN LENGTH AND 46 FT IN WIDTH / JPA WFPL PROJECT DEFERRED FROM 2012 TO 2014 PER R. SIERRA-11/4/2009. PROJECT FUNDED WITH LF - PER AGREEMENT WITH FPL. PRJ DELETED, FPL TO DO THE WORK THRU A PERMIT 9/24/2010 3102=FOR IN-HOUSE REVIEW OF PERMIT PLANS;								
PRELIMINARY ENGINEERING / MANAGED BY FDOT								
DIH -STATE IN-HOUSE PRODUCT SUPPORT	28,676	0	0	0	0	0	0	28,676
CONSTRUCTION / MANAGED BY FDOT								
LF -LOCAL FUNDS	0	2,446,247	0	0	0	0	0	2,446,247
Item 421314 1 Totals:	28,676	2,446,247	0	0	0	0	0	2,474,923
Project Total:	28,676	2,446,247	0	0	0	0	0	2,474,923

Fund	<2015	2015	2016	2017	2018	2019	>2019	All Years
Item Number: 422681 2 Project Description: I-95/SR-9 FROM N OF BECKER ROAD TO S OF SR-70 *SIS*								
District: 04	County: ST. LUCIE	Type of Work: PD&E/EMO STUDY		Project Length:		27.414		
P D & E / MANAGED BY FDOT								
-TOTAL OUTSIDE YEARS	2,842,601	0	0	0	0	0	0	2,842,601
ENVIRONMENTAL / RESPONSIBLE AGENCY NOT AVAILABLE								
-TOTAL OUTSIDE YEARS	2,314	0	0	0	0	0	0	2,314
Item 422681 2 Totals:	2,844,915	0	0	0	0	0	0	2,844,915
Item Number: 422681 3 Project Description: I-95/SR-9 FROM N. OF GLADES C/O RD TO S. OF SR-70 *SIS*								
District: 04	County: ST. LUCIE	Type of Work: ADD LANES & RECONSTRUCT		Project Length:		3.773		
PRELIMINARY ENGINEERING / MANAGED BY FDOT								
-TOTAL OUTSIDE YEARS	162,123	0	0	0	0	0	0	162,123
Item 422681 3 Totals:	162,123	0	0	0	0	0	0	162,123
Item Number: 422681 4 Project Description: SR-9/I-95 PARK AND RIDE LOT *SIS*								
District: 04	County: ST. LUCIE	Type of Work: PARK AND RIDE LOTS		Project Length:		13.707		
PRELIMINARY ENGINEERING / MANAGED BY FDOT								
DIH-STATE IN-HOUSE PRODUCT SUPPORT	0	25,000	0	0	0	0	0	25,000
DS-STATE PRIMARY HIGHWAYS & PTO	0	500,000	0	0	0	0	0	500,000
Item 422681 4 Totals:	0	525,000	0	0	0	0	0	525,000
Project Total:	3,007,038	525,000	0	0	0	0	0	3,532,038

Fund	<2015	2015	2016	2017	2018	2019	>2019	All Years
Item Number: 424143 1 Project Description: SR-713 @ SR-614 *NON-SIS* District: 04 County: ST. LUCIE Type of Work: ADD TURN LANE(S) Project Length: 1.084 Extra Description: INTERSECTION IMPROVEMENT/ TRIP FOR RW, 2013 TPO PRIORITY #4 REPROGRAM AS DOT PROJECT TO ACQUIRE R/W**DO NOT FEDERALIZE** DOT AND COUNTY TO SPLIT ROW, COUNTY TO PAY FOR CONSTRUCTION REC CHECK FROM ST LUCIE CO. FOR \$3,817,948 ON 07/09/09 REC CHECK FROM ST LUCIE CO. FOR \$2,709,534 ON 06/13/13 PRELIMINARY ENGINEERING / MANAGED BY FDOT								
DIH -STATE IN-HOUSE PRODUCT SUPPORT	10,000	0	0	0	0	0	0	10,000
RIGHT OF WAY / MANAGED BY FDOT								
CIGP -COUNTY INCENTIVE GRANT PROGRAM	485,456	1,569,329	1,000,000	225,000	217,854	0	0	3,477,639
CIGP -GROWTH MANAGEMENT FOR CIGP	76,380	0	0	0	0	0	0	76,380
LF -LOCAL FUNDS	1,177,191	0	0	0	0	0	0	1,177,191
LFP -LOCAL FUNDS FOR PARTICIPATING	1,730,307	2,197,056	1,000,000	225,000	217,854	0	0	5,370,217
TRIP -TRANS REGIONAL INCENTIVE PROGM	2,083,600	783,747	0	0	0	0	0	2,847,347
ENVIRONMENTAL / MANAGED BY FDOT								
DDR -DISTRICT DEDICATED REVENUE	21,204	0	0	0	0	0	0	21,204
Item 424143 1 Totals:	5,544,148	4,550,132	2,000,000	450,000	435,708	0	0	12,979,988
Item Number: 424143 2 Project Description: SR-713 @ SR-614 *NON-SIS* District: 04 County: ST. LUCIE Type of Work: ADD TURN LANE(S) Project Length: 0.00 Extra Description: JPA WITH ST. LUCIE COUNTY 2013 TPO PRIORITY #4 CONSTRUCTION / MANAGED BY ST LUCIE COUNTY BOCC								
LF -LOCAL FUNDS	0	0	0	1,101,987	0	0	0	1,101,987
LFP -LOCAL FUNDS FOR PARTICIPATING	0	0	2,043,412	3,719,227	0	0	0	5,762,639
TRIP -TRANS REGIONAL INCENTIVE PROGM	0	0	2,043,412	2,483,418	0	0	0	4,526,830
Item 424143 2 Totals:	0	0	4,086,824	7,304,632	0	0	0	11,391,456
Project Total:	5,544,148	4,550,132	6,086,824	7,754,632	435,708	0	0	24,371,444

Fund	<2015	2015	2016	2017	2018	2019	>2019	All Years
Item Number: 426840 1	Project Description: SR-A1A PETER J. COBB MEMORIAL BRIDGE BRIDGE NO 940094							*NON-SIS*
District: 04	County: ST LUCIE	Type of Work: BRIDGE REHABILITATION				Project Length: 586		
Extra Description:	PETER J. COBB MEMORIAL BRIDGE OVER INDIAN RIVER, ST. LUCIE CO BRIDGE REHAB, SCOUR PROTECTION, PILE REPAIRS, FENDER SYSTEM AND SPALLED DELAMINATED CONCRETE REPAIRS							
PRELIMINARY ENGINEERING / MANAGED BY FDOT								
BRRP -STATE BRIDGE REPAIR & REHAB	0	300,000	0	0	0	0	0	300,000
DIH -STATE IN-HOUSE PRODUCT SUPPORT	0	10,000	0	0	0	0	0	10,000
CONSTRUCTION / MANAGED BY FDOT								
BRRP -STATE BRIDGE REPAIR & REHAB	0	0	0	2,323,777	0	0	0	2,323,777
DIH -STATE IN-HOUSE PRODUCT SUPPORT	0	0	0	174,500	0	0	0	174,500
Item 426840 1 Totals:	0	310,000	0	2,498,277	0	0	0	2,808,277
Project Total:	0	310,000	0	2,498,277	0	0	0	2,808,277

Fund	<2015	2015	2016	2017	2018	2019	>2019	All Years
Item Number: 427805 1 Project Description: CITY OF FT.PIERCE JPA SIGNAL MAINTENANCE & OPERATIONS ON SHS *NON-SIS*								
District: 04	County: ST. LUCIE	Type of Work: TRAFFIC SIGNALS		Project Length: .000				
OPERATIONS / MANAGED BY CITY OF FORT PIERCE								
DDR -DISTRICT DEDICATED REVENUE	306,703	83,231	0	0	0	0	0	389,934
DITS -STATEWIDE ITS - STATE 100%	0	4,426	0	0	0	0	0	4,426
Item 427805 1 Totals:	306,703	87,657	0	0	0	0	0	394,360
Item Number: 427805 2 Project Description: ST LUCIE COUNTY JPA SIGNAL MAINTENANCE & OPERATIONS ON SHS *NON-SIS*								
District: 04	County: ST. LUCIE	Type of Work: TRAFFIC SIGNALS		Project Length: .000				
OPERATIONS / MANAGED BY ST. LUCIE COUNTY BOARD OF								
DDR -DISTRICT DEDICATED REVENUE	203,662	63,000	0	0	0	0	0	266,662
DITS -STATEWIDE ITS - STATE 100%	0	5,162	0	0	0	0	0	5,162
Item 427805 2 Totals:	203,662	68,162	0	0	0	0	0	271,824
Item Number: 427805 3 Project Description: CITY/ PORT ST LUCIE JPS SIGNAL MAINTENANCE & OPERATIONS ON SHS *NON-SIS*								
District: 04	County: ST. LUCIE	Type of Work: TRAFFIC SIGNALS		Project Length: .000				
OPERATIONS / MANAGED BY CITY OF PORT ST LUCIE								
DDR -DISTRICT DEDICATED REVENUE	103,013	28,000	0	0	0	0	0	131,013
DITS -STATEWIDE ITS - STATE 100%	0	3,097	0	0	0	0	0	3,097
Item 427805 3 Totals:	103,013	31,097	0	0	0	0	0	134,110
Item Number: 427805 4 Project Description: CITY OF FT.PIERCE JPA SIGNAL MAINTENANCE & OPERATIONS ON SHS *NON-SIS*								
District: 04	County: ST. LUCIE	Type of Work: TRAFFIC SIGNALS		Project Length: .000				
Extra Description: CITY OF FT.PIERCE JPA FOR SIGNAL MAINTENANCE & OPERATIONS ON SHS								
OPERATIONS / MANAGED BY CITY OF FORT PIERCE								
DDR -DISTRICT DEDICATED REVENUE	0	0	94,800	97,000	100,000	103,000	0	394,800
Item 427805 4 Totals:	0	0	94,800	97,000	100,000	103,000	0	394,800

Item Number: 427805 5	Project Description: ST LUCIE COUNTY JPA SIGNAL MAINTENANCE & OPERATIONS ON SHS							*NON-SIS*	
District: 04	County: ST. LUCIE	Type of Work: TRAFFIC SIGNALS				Project Length:		000	
Extra Description: ST LUCIE COUNTY JPA SIGNAL MAINTENANCE & OPERATIONS									
OPERATIONS / MANAGED BY ST LUCIE COUNTY BOCC									
DDR -DISTRICT DEDICATED REVENUE	0	0	85,000	67,000	69,000	71,100	0	272,100	
Item 427805 5 Totals:	0	0	65,000	67,000	69,000	71,100	0	272,100	
Item Number: 427805 6	Project Description: CITY/PORT ST LUCIE JPA SIGNAL MAINTENANCE & OPERATIONS ON SHS							*NON-SIS*	
District: 04	County: ST. LUCIE	Type of Work: TRAFFIC SIGNALS				Project Length:		000	
Extra Description: CITY OF PORT ST LUCIE JPA FOR SIGNAL MAINTENANCE & OPERATIONS ON THE SHS									
OPERATIONS / MANAGED BY CITY OF PORT ST LUCIE									
DDR -DISTRICT DEDICATED REVENUE	0	0	28,900	30,000	31,000	31,930	0	121,830	
Item 427805 6 Totals:	0	0	28,900	30,000	31,000	31,930	0	121,830	
Project Total:	613,378	186,916	188,700	194,000	200,000	206,030	0	1,589,024	

Fund	<2015	2015	2016	2017	2018	2019	>2019	All Years
Item Number: 428728 1	Project Description: SR-5/US-1 FROM N. OF MIDWAY RD TO EDWARDS RD (MP 10.78)							*NON-SIS*
District: 04	County: ST LUCIE	Type of Work: RESURFACING			Project Length:		2.310	
PRELIMINARY ENGINEERING / MANAGED BY FDOT								
DDR -DISTRICT DEDICATED REVENUE	689,610	0	0	0	0	0	0	689,610
DIH -STATE IN-HOUSE PRODUCT SUPPORT	87,252	0	0	0	0	0	0	87,252
RAILROAD & UTILITES / MANAGED BY FDOT								
DDR -DISTRICT DEDICATED REVENUE	0	0	0	50,000	0	0	0	50,000
CONSTRUCTION / MANAGED BY FDOT								
DDR -DISTRICT DEDICATED REVENUE	0	0	0	0	5,743,457	0	0	5,743,457
DIH -STATE IN-HOUSE PRODUCT SUPPORT	0	0	0	0	11,220	0	0	11,220
ENVIRONMENTAL / MANAGED BY FDOT								
DS -STATE PRIMARY HIGHWAYS & PTO	0	50,000	0	0	0	0	0	50,000
Item 428728 1 Totals:	776,862	50,000	0	50,000	5,754,677	0	0	6,631,539
Project Total:	776,862	50,000	0	50,000	5,754,677	0	0	6,631,539

Fund	<2015	2015	2016	2017	2018	2019	>2019	All Years
Item Number: 428984 1 Project Description: SR-70 FROM 900' W OF JENKINS RD TO 2000' E OF JENKINS RD *NON-SIS* District: 04 County: ST. LUCIE Type of Work: ADD LANES & REHABILITATE PVMNT Project Length: 1.133 Extra Description: ALSO INCLUDES JENKINS RD FROM 1400' SOUTH OF SR-70 TO 1665' NORTH OF SR-70 (ADD LANES TO JENKINS) INTERSECTION IMPROVEMENT TO INCORPORATE THE INTERCHANGE OPERATIONAL ANALYSIS REPORT FOR THE SR-9/SR-70 INTERCHANGE DATED APRIL 2010. PRELIMINARY ENGINEERING / MANAGED BY FDOT								
DDR -DISTRICT DEDICATED REVENUE	1,056,169	0	0	0	0	0	0	1,056,169
DIH -STATE IN-HOUSE PRODUCT SUPPORT	74,534	0	0	0	0	0	0	74,534
RIGHT OF WAY / MANAGED BY FDOT								
DDR -DISTRICT DEDICATED REVENUE	652,571	389,158	370,888	0	0	0	0	1,412,617
DIH -STATE IN-HOUSE PRODUCT SUPPORT	104,000	0	0	0	0	0	0	104,000
DS -STATE PRIMARY HIGHWAYS & PTO	615,121	0	747,868	0	0	0	0	1,362,989
RAILROAD & UTILITIES / MANAGED BY FDOT								
DDR -DISTRICT DEDICATED REVENUE	150,000	0	0	0	0	0	0	150,000
CONSTRUCTION / MANAGED BY FDOT								
DDR -DISTRICT DEDICATED REVENUE	0	5,905,378	0	0	0	0	0	5,905,378
DIH -STATE IN-HOUSE PRODUCT SUPPORT	0	5,150	0	0	0	0	0	5,150
LF -LOCAL FUNDS	0	52,640	0	0	0	0	0	52,640
ENVIRONMENTAL / MANAGED BY FDOT								
DDR -DISTRICT DEDICATED REVENUE	2,432	0	0	0	0	0	0	2,432
DS -STATE PRIMARY HIGHWAYS & PTO	23,055	0	0	0	0	0	0	23,055
Item 428984 1 Totals:	2,677,882	6,352,326	1,118,756	0	0	0	0	10,148,964
Project Total:	2,677,882	6,352,326	1,118,756	0	0	0	0	10,148,964

Fund	<2015	2015	2016	2017	2018	2019	>2019	All Years
Item Number: 429631 1 Project Description: BAYSHORE BLVD. FROM PRIMA VISTA BLVD. TO SELVITZ RD. *NON-SIS* District: 04 County: ST. LUCIE Type of Work: BIKE LANE/SIDEWALK Project Length: 1.359 Extra Description: AGENCY: CITY OF PORT ST. LUCIE 10 MPO SIDEWALK PRIORITY #1 PRELIMINARY ENGINEERING / MANAGED BY FDOT								
TALT -TRANSPORTATION ALTS- ANY AREA	6,266	0	0	0	0	0	0	6,266
CONSTRUCTION / MANAGED BY CITY OF PORT ST LUCIE								
LF -LOCAL FUNDS	0	78,000	0	0	0	0	0	78,000
SA -STP, ANY AREA	0	5,000	0	0	0	0	0	5,000
SU -STP, URBAN AREAS > 200K	0	267,857	0	0	0	0	0	267,857
TALT -TRANSPORTATION ALTS- ANY AREA	0	160,000	0	0	0	0	0	160,000
CONSTRUCTION / MANAGED BY FDOT								
SU -STP, URBAN AREAS > 200K	0	38,143	0	0	0	0	0	38,143
Item 429631 1 Totals:	6,266	549,000	0	0	0	0	0	555,266
Project Total:	6,266	549,000	0	0	0	0	0	555,266

Fund	<2015	2015	2016	2017	2018	2019	>2019	All Years
Item Number: 429936 1 Project Description: SR-A1A NORTH BRIDGE OVER ICWW BRIDGE #940045 *NON-SIS* District: 04 County: ST. LUCIE Type of Work: BRIDGE-REPAIR/REHABILITATION Project Length: 389 Extra Description: BRIDGE REHABILITATION								
PRELIMINARY ENGINEERING / MANAGED BY FDOT								
DIH -STATE IN-HOUSE PRODUCT SUPPORT	30,000	0	0	0	0	0	0	30,000
CONSTRUCTION / MANAGED BY FDOT								
BRRP -STATE BRIDGE REPAIR & REHAB	0	1,502,958	0	0	0	0	0	1,502,958
DIH -STATE IN-HOUSE PRODUCT SUPPORT	0	20,600	0	0	0	0	0	20,600
ENVIRONMENTAL / MANAGED BY FDOT								
DDR -DISTRICT DEDICATED REVENUE	8,725	0	0	0	0	0	0	8,725
Item 429936 1 Totals:	38,725	1,523,558	0	0	0	0	0	1,562,283
Item Number: 429936 2 Project Description: SR-A1A NORTH BRIDGE OVER ICWW BRIDGE #940045 *NON-SIS* District: 04 County: ST. LUCIE Type of Work: BRIDGE REPLACEMENT Project Length: 389								
P D & E / MANAGED BY FDOT								
ACSB -ADVANCE CONSTRUCTION (SABR)	0	1,000,000	0	0	0	0	0	1,000,000
DIH -STATE IN-HOUSE PRODUCT SUPPORT	0	10,000	0	0	0	0	0	10,000
PRELIMINARY ENGINEERING / MANAGED BY FDOT								
ACSB -ADVANCE CONSTRUCTION (SABR)	0	0	5,000,000	0	0	0	0	5,000,000
DIH -STATE IN-HOUSE PRODUCT SUPPORT	0	0	10,000	0	0	0	0	10,000
RAILROAD & UTILITES / MANAGED BY FDOT								
ACSB -ADVANCE CONSTRUCTION (SABR)	0	0	0	0	100,000	0	0	100,000
CONSTRUCTION / MANAGED BY FDOT								
ACSB -ADVANCE CONSTRUCTION (SABR)	0	0	0	0	0	41,793,828	0	41,793,828
DDR -DISTRICT DEDICATED REVENUE	0	0	0	0	0	9,297,826	0	9,297,826
SA -STP, ANY AREA	0	0	0	0	0	1,155,000	0	1,155,000
ENVIRONMENTAL / MANAGED BY FDOT								
ACSB -ADVANCE CONSTRUCTION (SABR)	0	0	0	25,000	0	500,000	0	525,000
Item 429936 2 Totals:	0	1,010,000	5,010,000	25,000	100,000	52,746,454	0	58,891,454
Project Total:	38,725	2,533,558	5,010,000	25,000	100,000	52,746,454	0	60,453,737

Fund	<2015	2015	2016	2017	2018	2019	>2019	All Years
Item Number: 431851 1	Project Description: CASHMERE BOULEVARD FROM SW DEL RIO BLVD TO N. OF SLWC HIGH SCHOOL							*NON-SIS*
District: 04	County: ST LUCIE		Type of Work: SIDEWALK		Project Length: 798			
Extra Description:	LAP WITH CITY OF PORT ST LUCIE/MPO PRIORITY #2 NEW ENHANCEMENT PROJECT IN FY 11/12 CYCLE FOR ST LUCIE TPO SLWC=ST LUCIE WEST CENTENNIAL HIGH SCHOOL							
PRELIMINARY ENGINEERING / MANAGED BY FDOT								
SE -STP ENHANCEMENT	5,000	0	0	0	0	0	0	5,000
CONSTRUCTION / MANAGED BY CITY OF PORT ST LUCIE								
TALT -TRANSPORTATION ALTS- ANY AREA	0	31,325	0	0	0	0	0	31,325
TALU -TRANSPORTATION ALTS- >200K	0	292,645	0	0	0	0	0	292,645
Item 431851 1 Totals:	5,000	323,970	0	0	0	0	0	328,970
Project Total:	5,000	323,970	0	0	0	0	0	328,970

Fund	<2015	2015	2016	2017	2018	2019	>2019	All Years
Item Number: 431689 1 Project Description: HAVANA AVENUE FROM KAUFMAN AVENUE TO SOUTH 13TH STREET *NON-SIS*								
District: 04	County: ST. LUCIE		Type of Work: SIDEWALK		Project Length:		1,246	
Extra Description: NEW ENHANCEMENT PROJECT (SE) FOR THE ST LUCIE MPO LAP WITH THE CITY OF FT. PIERCE. MPO PRIORITY #2, ALSO CONST SIDEWALK ALONG BIRCH RD FM NEBRASKA AVE TO KAUFMAN AVE								
PRELIMINARY ENGINEERING / MANAGED BY FDOT								
TALT -TRANSPORTATION ALTS- ANY AREA	5,000	0	0	0	0	0	0	5,000
CONSTRUCTION / MANAGED BY CITY OF FORT PIERCE								
LFP -LOCAL FUNDS FOR PARTICIPATING	0	18,150	0	0	0	0	0	18,150
TALT -TRANSPORTATION ALTS- ANY AREA	0	147,978	0	0	0	0	0	147,978
TALU -TRANSPORTATION ALTS- >200K	0	186,482	0	0	0	0	0	186,482
Item 431689 1 Totals:	5,000	350,610	0	0	0	0	0	355,610
Project Total:	5,000	350,610	0	0	0	0	0	355,610

Fund	<2015	2015	2016	2017	2018	2019	>2019	All Years
Item Number: 431729 1 Project Description: DEL RIO BLVD FROM PORT ST LUCIE BLVD TO CALIFORNIA BLVD *NON-SIS*								
District: 04	County: ST LUCIE		Type of Work: SIDEWALK		Project Length		901	
Extra Description: LAP WITH CITY OF PORT ST LUCIE OAK HAMMOCK K-8TH GRADE SCHOOL ST LUCIE WEST K-8TH GRADE SCHOOL,INSTALL SIDEWALKS ON EAST SIDE OF DEL RIO BLVD BETWEEN PORT ST LUCIE BOULEVARD AND CALIFORNIA BOULEVARD.								
PRELIMINARY ENGINEERING / MANAGED BY FDOT								
TALT -TRANSPORTATION ALTS- ANY AREA	5,000	0	0	0	0	0	0	5,000
CONSTRUCTION / MANAGED BY CITY OF PORT ST LUCIE								
SA -STP, ANY AREA	0	0	32,589	0	0	0	0	32,589
TALT -TRANSPORTATION ALTS- ANY AREA	0	0	738,986	0	0	0	0	738,986
TALU -TRANSPORTATION ALTS- >200K	0	0	95,746	0	0	0	0	95,746
CONSTRUCTION / MANAGED BY FDOT								
TALT -TRANSPORTATION ALTS- ANY AREA	0	0	119,953	0	0	0	0	119,953
Item 431729 1 Totals:								
	5,000	0	987,274	0	0	0	0	992,274
Project Total:								
	5,000	0	987,274	0	0	0	0	992,274

Fund	<2015	2015	2016	2017	2018	2019	>2019	All Years
Item Number: 431735 1 Project Description: SW SAVONA BLVD FROM SW BECKER ROAD TO SW GATLIN BLVD *NON-SIS*								
District: 04	County: ST LUCIE	Type of Work: SIDEWALK		Project Length:		3.720		
Extra Description:	OAK HAMMOCK K-8TH GRADE, WINDMILL POINT ELEMENTARY, NAU IMAGINE CHARTER, TREASURE COAST HIGH SCHOOLS. INSTALL SIDE-WALKS ON WEST SIDE OF SAVONA BLVD BETWEEN GATLIN BLVD & PAAR DR. & ON EAST SIDE FROM PAAR DR TO BECKER RD. BRIDGE SOUTH OF PAAR DR MAY NEED MINOR ALTERATIONS. INSTALL CROSSWALKS							
PRELIMINARY ENGINEERING / MANAGED BY FDOT								
TALT -TRANSPORTATION ALTS- ANY AREA	5,000	0	0	0	0	0	0	5,000
CONSTRUCTION / MANAGED BY CITY OF PORT ST LUCIE								
SR2S -SAFE ROUTES - INFRASTRUCTURE	0	948,358	0	0	0	0	0	948,358
TALT -TRANSPORTATION ALTS- ANY AREA	0	699,102	0	0	0	0	0	699,102
Item 431735 1 Totals:	5,000	1,647,460	0	0	0	0	0	1,652,460
Project Total:	5,000	1,647,460	0	0	0	0	0	1,652,460

Fund	<2015	2015	2016	2017	2018	2019	>2019	All Years
Item Number: 431738 1 Project Description: DARWIN BLVD FROM SW BECKER RD. TO SW PAAR DR. *NON-SIS*								
District: 04 County: ST. LUCIE Type of Work: SIDEWALK Project Length: 1.248								
Extra Description: WINDMILL POINT ELEMENTARY, NAU IMAGINE CHARTER, TREASURE COAST HIGH SCHOOLS. INSTALL SIDEWALKS ON EAST SIDE OF DARWIN BLVD BETWEEN PAAR DR AND BECKER RD. ALSO, INSTALL CROSSWALKS & SIGNS								
PRELIMINARY ENGINEERING / MANAGED BY FDOT								
TALT -TRANSPORTATION ALTS- ANY AREA	5,000	0	0	0	0	0	0	5,000
CONSTRUCTION / MANAGED BY CITY OF PORT ST LUCIE								
TALT -TRANSPORTATION ALTS- ANY AREA	0	960,400	0	0	0	0	0	960,400
Item 431738 1 Totals:	5,000	960,400	0	0	0	0	0	965,400
Project Total:	5,000	960,400	0	0	0	0	0	965,400

Fund	<2015	2015	2016	2017	2018	2019	>2019	All Years
Item Number: 431752 1 Project Description: PORT ST LUCIE BLVD FROM BECKER ROAD TO DARWIN BLVD *NON-SIS*								
District: 04 County: ST. LUCIE Type of Work: ADD LANES & RECONSTRUCT Project Length: 2.866								
Extra Description: 2013 TPO PRIORITY #3								
P D & E / MANAGED BY FDOT								
-TOTAL OUTSIDE YEARS	1,015,999	0	0	0	0	0	0	1,015,999
Item 431752 1 Totals:	1,015,999	0	0	0	0	0	0	1,015,999
Item Number: 431752 2 Project Description: PORT ST LUCIE BLVD FROM PAAR DRIVE TO DARWIN BLVD *NON-SIS*								
District: 04 County: ST. LUCIE Type of Work: ADD LANES & RECONSTRUCT Project Length: 1.680								
PRELIMINARY ENGINEERING / MANAGED BY FDOT								
SA -STP, ANY AREA	0	4,025,000	0	0	0	0	0	4,025,000
Item 431752 2 Totals:	0	4,025,000	0	0	0	0	0	4,025,000
Project Total:	1,015,999	4,025,000	0	0	0	0	0	5,040,999

Fund	<2015	2015	2016	2017	2018	2019	>2019	All Years
Item Number: 432326 1 Project Description: SR-615/N 25 STREET FR ST. LUCIE BLVD/CR-606 TO US-1/SR-5 *NON-SIS*								
District: 04 County: ST. LUCIE Type of Work: RESURFACING Project Length: 1.152								
PRELIMINARY ENGINEERING / MANAGED BY FDOT								
DDR -DISTRICT DEDICATED REVENUE	0	120,000	0	0	0	0	0	120,000
DIH -STATE IN-HOUSE PRODUCT SUPPORT	5,000	10,000	0	0	0	0	0	15,000
CONSTRUCTION / MANAGED BY FDOT								
DDR -DISTRICT DEDICATED REVENUE	0	0	0	1,841,877	0	0	0	1,841,877
DIH -STATE IN-HOUSE PRODUCT SUPPORT	0	0	0	10,910	0	0	0	10,910
Item 432326 1 Totals:	5,000	130,000	0	1,852,787	0	0	0	1,987,787
Project Total:	5,000	130,000	0	1,852,787	0	0	0	1,987,787

Fund	<2015	2015	2016	2017	2018	2019	>2019	All Years
Item Number: 433195 1 Project Description: CAMEO BLVD FROM PORT ST.LUCIE BLVD TO CROSSTOWN PARKWAY *NON-SIS*								
District: 04 County: ST. LUCIE Type of Work: SIDEWALK Project Length: 1.733								
Extra Description: 2013 MPO TRANSPORTATION ALTERNATIVE PRIORITY #1 SPONSOR CITY OF PORT ST LUCIE								
PRELIMINARY ENGINEERING / MANAGED BY FDOT								
TALT -TRANSPORTATION ALTS- ANY AREA	5,000	0	0	0	0	0	0	5,000
CONSTRUCTION / MANAGED BY CITY OF PORT ST LUCIE								
LFP -LOCAL FUNDS FOR PARTICIPATING	0	0	209,553	0	0	0	0	209,553
TALT -TRANSPORTATION ALTS- ANY AREA	0	0	754,800	0	0	0	0	754,800
Item 433195 1 Totals:	5,000	0	964,353	0	0	0	0	969,353
Project Total:	5,000	0	964,353	0	0	0	0	969,353

Fund	<2015	2015	2016	2017	2018	2019	>2019	All Years
Item Number: 433963 1 Project Description: SR9/I-95 REST AREAS NORTH AND SOUTHBOUND IN ST.LUCIE COUNTY *SIS*								
District: 04 County: ST. LUCIE Type of Work: MISCELLANEOUS CONSTRUCTION Project Length: .400								
Extra Description: PLUMBING AND ELECTRICAL REHAB; RECOMMEND COMPLETE REMOVAL AND REPLACEMENT OF ALL ABOVE AND UNDERGROUND PLUMBING; COMPLETE REMOVAL AND REPLACEMENT OF ELECTRICAL SYSTEM INCLUDING NEW EMERGENCY BACKUP GENERATORS								
PRELIMINARY ENGINEERING / MANAGED BY FDOT								
DDR -DISTRICT DEDICATED REVENUE	50,000	0	0	0	0	0	0	50,000
DIH -STATE IN-HOUSE PRODUCT SUPPORT	5,000	0	0	0	0	0	0	5,000
CONSTRUCTION / MANAGED BY FDOT								
DDR -DISTRICT DEDICATED REVENUE	0	564,193	0	0	0	0	0	564,193
DIH -STATE IN-HOUSE PRODUCT SUPPORT	0	5,150	0	0	0	0	0	5,150
Item 433963 1 Totals:	55,000	569,343	0	0	0	0	0	624,343
Project Total:	55,000	569,343	0	0	0	0	0	624,343

Fund	<2015	2015	2016	2017	2018	2019	>2019	All Years
Item Number: 434360 1 Project Description: CR-712A/MCCARTY RD. BRDG #940031 OVER TEN MILE CREEK, REPLACEMENT *NON-SIS*								
District: 04 County: ST. LUCIE Type of Work: BRIDGE REPLACEMENT Project Length: .023								
Extra Description: PH32-01=SURVEY; PH32-02= UTILITY COORDINATION; PH32-03=GEOTECH ENG; PH32-04=ENV. SERVICE (PERMITTING, ETC.)								
PRELIMINARY ENGINEERING / MANAGED BY FDOT								
ACSB-ADVANCE CONSTRUCTION (SABR)	170,000	165,000	0	0	0	0	0	335,000
CONSTRUCTION / MANAGED BY FDOT								
ACSB-ADVANCE CONSTRUCTION (SABR)	0	0	0	1,718,325	0	0	0	1,718,325
SA -STP, ANY AREA	0	0	0	352,560	0	0	0	352,560
ENVIRONMENTAL / MANAGED BY FDOT								
ACSB-ADVANCE CONSTRUCTION (SABR)	0	0	30,000	0	0	0	0	30,000
Item 434360 1 Totals:	170,000	165,000	30,000	2,070,885	0	0	0	2,435,885
Project Total:	170,000	165,000	30,000	2,070,885	0	0	0	2,435,885

Fund	<2015	2015	2016	2017	2018	2019	>2019	All Years
Item Number: 435135 1 Project Description: PORT ST. LUCIE BLVD @ GATLIN BLVD *NON-SIS*								
District: 04 County: ST. LUCIE Type of Work: INTERSECTION IMPROVEMENT Project Length: .046								
PRELIMINARY ENGINEERING / MANAGED BY FDOT								
SA -STP, ANY AREA	0	0	5,000	0	0	0	0	5,000
CONSTRUCTION / MANAGED BY CITY OF PORT ST LUCIE								
SA -STP, ANY AREA	0	0	0	0	5,000	0	0	5,000
SU -STP, URBAN AREAS > 200K	0	0	0	0	500,000	0	0	500,000
CONSTRUCTION / MANAGED BY FDOT								
SU -STP, URBAN AREAS > 200K	0	0	0	0	15,000	0	0	15,000
Item 435135 1 Totals:	0	0	5,000	0	520,000	0	0	525,000
Project Total:	0	0	5,000	0	520,000	0	0	525,000

Fund	<2015	2015	2016	2017	2018	2019	>2019	All Years
Item Number: 435263.1 Project Description: SELVITZ ROAD FROM BAYSHORE BLVD TO NORTH MACEDO BLVD. *NON-SIS*								
District: 04 County: ST. LUCIE Type of Work: SIDEWALK Project Length: 420								
PRELIMINARY ENGINEERING / MANAGED BY FDOT								
TALT -TRANSPORTATION ALTS- ANY AREA	0	7,000	0	0	0	0	0	7,000
CONSTRUCTION / MANAGED BY CITY OF PORT ST LUCIE								
LFP -LOCAL FUNDS FOR PARTICIPATING	0	0	0	58,265	0	0	0	58,265
TALU -TRANSPORTATION ALTS- >200K	0	0	0	343,984	0	0	0	343,984
Item 435263.1 Totals:	0	7,000	0	402,249	0	0	0	409,249
Project Total:	0	7,000	0	402,249	0	0	0	409,249

Fund	<2015	2015	2016	2017	2018	2019	>2019	All Years
Item Number: 435337 1		Project Description: SR-9/1-95 AT ST. LUCIE WEST BLVD.						*SIS*
District: 04	County: ST. LUCIE	Type of Work: INTERCHANGE - ADD LANES				Project Length:		2.743
PRELIMINARY ENGINEERING / MANAGED BY FDOT								
DIH -STATE IN-HOUSE PRODUCT SUPPORT	0	50,000	0	0	0	0	0	50,000
DS -STATE PRIMARY HIGHWAYS & PTO	0	1,500,000	0	0	0	0	0	1,500,000
Item 435337 1 Totals:	0	1,550,000	0	0	0	0	0	1,550,000
Item Number: 435340 1		Project Description: SR-9/1-95 AT ST. LUCIE WEST BLVD. RESERVE						*SIS*
District: 04	County: ST. LUCIE	Type of Work: FUNDING ACTION				Project Length:		.000
CONSTRUCTION / MANAGED BY FDOT								
LF -LOCAL FUNDS	0	0	0	0	3,100,000	0	0	3,100,000
Item 435340 1 Totals:	0	0	0	0	3,100,000	0	0	3,100,000
Project Total:	0	1,550,000	0	0	3,100,000	0	0	4,650,000

APPENDIX F

TIP Amendment Forms

(executed forms which document amendments to the TIP are inserted in this appendix)



St. Lucie Transportation
Planning
Organization

Coco Vista Centre
466 SW Port St. Lucie Blvd, Suite 111
Port St. Lucie, FL 34953
772-462-1593 www.stlucietpo.org

TIP Amendment Number 1

**FY 2014/15 – FY 2018/19 TRANSPORTATION IMPROVEMENT PROGRAM
AMENDMENT APPROVAL CERTIFICATION FORM**

FY 2014/15 Roll-Forward Report

The St. Lucie Transportation Planning Organization (St. Lucie TPO), through administrative delegation to its Executive Director, approved incorporation of the attached report into the FY 2014/15 – FY 2018/19 Transportation Improvement Program (TIP) adopted on June 4, 2014. This amendment will be recognized by the Federal Highway Administration after the TIP becomes effective on October 1, 2014.

I attest that this TIP amendment was developed and approved in compliance with applicable laws and procedures.

Executive Director
St. Lucie TPO

8/26/14
Date

FLORIDA DEPARTMENT OF TRANSPORTATION
OFFICE OF WORK PROGRAM
MPO ROLLFORWARD REPORT
=====

DATE RUN: 07/01/2014

TIME RUN: 10.34.40

MBRMPOTP

HIGHWAYS
=====

ITEM NUMBER:231440 2

PROJECT DESCRIPTION:W. MIDWAY RD/CR-712 FROM S. 25TH ST/SR-615 TO SR-5/US-1

NON-SIS

DISTRICT:04

COUNTY:ST. LUCIE

TYPE OF WORK:ADD LANES & RECONSTRUCT

EX DESC:WIDEN 2 LANES TO 4 LANES/10MPO PRIORITY# 1 REPLACE EXISTING BRIDGE,ADA RAMPS AT 3 SIGNALIZED INTERSEC CONSTRUCT 5' SIDEWALKS,LANDSCAPING,LIGHTING,BRICK PAVERS, DRAINAGE,4' BIKE LANE ON ROADWAY/PD&E BY COUNTY=SEG#1

ROADWAY ID:94530000

PROJECT LENGTH: 1.915MI

LANES EXIST/IMPROVED/ADDED: 2/ 2/ 0

FUND CODE	LESS THAN 2015	2015	2016	2017	2018	2019	GREATER THAN 2019	ALL YEARS
PHASE: PRELIMINARY ENGINEERING / RESPONSIBLE AGENCY: MANAGED BY FDOT								
ACSA	368,271	0	0	0	0	0	0	368,271
DDR	258,998	0	0	0	0	0	0	258,998
EB	1,206,726	0	0	0	0	0	0	1,206,726
HPP	1,439,840	0	0	0	0	0	0	1,439,840
SA	164,661	167	0	0	0	0	0	164,828
PHASE: RIGHT OF WAY / RESPONSIBLE AGENCY: MANAGED BY FDOT								
ACSU	2,500,000	0	0	0	0	0	0	2,500,000
LF	246,620	102	0	0	0	0	0	246,722
SA	482,045	10,512,234	2,277,420	0	161,720	0	0	13,433,419
SU	3,260,333	4,197,870	24,998	3,725,163	3,814,740	0	0	15,023,104
PHASE: RAILROAD & UTILITES / RESPONSIBLE AGENCY: MANAGED BY FDOT								
SA	0	100,000	0	0	0	0	0	100,000
PHASE: CONSTRUCTION / RESPONSIBLE AGENCY: MANAGED BY FDOT								
ACSA	0	90,000	0	0	0	0	0	90,000
CM	0	1,875,972	0	0	0	0	0	1,875,972
SA	0	28,928,710	0	0	0	0	0	28,928,710
SU	0	831,753	0	0	0	0	0	831,753
PHASE: ENVIRONMENTAL / RESPONSIBLE AGENCY: MANAGED BY FDOT								
ACSA	66,622	0	0	0	0	0	0	66,622
EB	148,645	0	0	0	0	0	0	148,645
SA	38,955	0	0	0	0	0	0	38,955
TOTAL 231440 2	10,181,716	46,536,808	2,302,418	3,725,163	3,976,460	0	0	66,722,565
TOTAL PROJECT:	10,181,716	46,536,808	2,302,418	3,725,163	3,976,460	0	0	66,722,565

ITEM NUMBER:428984 1

PROJECT DESCRIPTION:SR-70 FROM 900' W OF JENKINS RD TO 2000' E OF JENKINS RD

NON-SIS

DISTRICT:04

COUNTY:ST. LUCIE

TYPE OF WORK:ADD LANES & REHABILITATE PVMNT

EX DESC:ALSO INCLUDES JENKINS RD FROM 1400' SOUTH OF SR-70 TO 1685' NORTH OF SR-70 (ADD LANES TO JENKINS) INTERSECTION IMPROVEMENT TO INCORPORATE THE INTERCHANGE OPERATIONAL ANALYSIS REPORT FOR THE SR-9/SR-70 INTERCHANGE DATED APRIL 2010.

ROADWAY ID:94631003

PROJECT LENGTH: 1.133MI

LANES EXIST/IMPROVED/ADDED: 2/ 2/ 2

FUND CODE	LESS THAN 2015	2015	2016	2017	2018	2019	GREATER THAN 2019	ALL YEARS
PHASE: PRELIMINARY ENGINEERING / RESPONSIBLE AGENCY: MANAGED BY FDOT								
DDR	1,056,169	0	0	0	0	0	0	1,056,169
DIH	83,309	2,225	0	0	0	0	0	85,534
PHASE: RIGHT OF WAY / RESPONSIBLE AGENCY: MANAGED BY FDOT								
DDR	587,565	415,196	370,888	0	0	0	0	1,373,649
DIH	118,448	552	0	0	0	0	0	119,000
DS	661,815	45,973	747,868	0	0	0	0	1,455,656
PHASE: RAILROAD & UTILITES / RESPONSIBLE AGENCY: MANAGED BY FDOT								
DDR	0	150,000	0	0	0	0	0	150,000
PHASE: CONSTRUCTION / RESPONSIBLE AGENCY: MANAGED BY FDOT								
DDR	0	5,129,808	0	0	0	0	0	5,129,808
DIH	0	5,150	0	0	0	0	0	5,150
LF	0	105,552	0	0	0	0	0	105,552

FLORIDA DEPARTMENT OF TRANSPORTATION
OFFICE OF WORK PROGRAM
MPO ROLLFORWARD REPORT
=====

HIGHWAYS
=====

DATE RUN: 07/01/2014
TIME RUN: 10.34.40
MBRMPOTP

PHASE: ENVIRONMENTAL / RESPONSIBLE AGENCY: MANAGED BY FDOT									
DDR	2,432	0	0	0	0	0	0	0	2,432
DS	23,055	0	0	0	0	0	0	0	23,055
TOTAL 428984 1	2,532,793	5,854,456	1,118,756	0	0	0	0	0	9,506,005
TOTAL PROJECT:	2,532,793	5,854,456	1,118,756	0	0	0	0	0	9,506,005
TOTAL DIST: 04	12,714,509	52,391,264	3,421,174	3,725,163	3,976,460	0	0	0	76,228,570
TOTAL HIGHWAYS	12,714,509	52,391,264	3,421,174	3,725,163	3,976,460	0	0	0	76,228,570

FLORIDA DEPARTMENT OF TRANSPORTATION
OFFICE OF WORK PROGRAM
MPO ROLLFORWARD REPORT
=====

TURNPIKE
=====

ITEM NUMBER:419603 2 PROJECT DESCRIPTION:THERMOPLASTIC OF ST. LUCIE RESURFACING,MP169.3 - 173.2, NB & SB *SIS*
DISTRICT:04 COUNTY:ST. LUCIE TYPE OF WORK:SIGNING/PAVEMENT MARKINGS
ROADWAY ID:94470000 PROJECT LENGTH: 3.700MI LANES EXIST/IMPROVED/ADDED: 0/ 0/ 0

FUND CODE	LESS THAN 2015	2015	2016	2017	2018	2019	GREATER THAN 2019	ALL YEARS
PHASE: PRELIMINARY ENGINEERING / RESPONSIBLE AGENCY: MANAGED BY FDOT								
PKYI		0	1,100	0	0	0	0	1,100
PHASE: CONSTRUCTION / RESPONSIBLE AGENCY: MANAGED BY FDOT								
PKYI	44,389		3,000	0	0	0	0	47,389
TOTAL 419603 2	44,389		4,100	0	0	0	0	48,489
TOTAL PROJECT:	44,389		4,100	0	0	0	0	48,489
TOTAL DIST: 04	44,389		4,100	0	0	0	0	48,489
TOTAL TURNPIKE	44,389		4,100	0	0	0	0	48,489

FLORIDA DEPARTMENT OF TRANSPORTATION
OFFICE OF WORK PROGRAM
MPO ROLLFORWARD REPORT
=====

DATE RUN: 07/01/2014

TIME RUN: 10.34.40
MBRMPOTP

ITEM NUMBER:413494 1	PROJECT DESCRIPTION:ST.LUCIE COUNTY SECTION 5307 CAPITAL ASSISTANCE
DISTRICT:04	COUNTY:ST. LUCIE
EX DESC:FY11 - GRANT FL-90-X727 EXECUTED PER K.SCOTT-ST.LUCIE CO EMAIL FROM J. MELI 10/13/10. GRANT FL90-X765 EXECUTED 10/20/11 \$1,407,322 EMAIL FROM K. SCOTT/SLC 1-11-12 TO J. MELI. ST.LUCIE COUNTY SEC 5307 OPERATING ASSISTANCE	

NON-SIS

TYPE OF WORK:CAPITAL FOR FIXED ROUTE

ROADWAY ID: PROJECT LENGTH: .000 LANES EXIST/IMPROVED/ADDED: 0/ 0/ 0

	FUND CODE	LESS THAN 2015	2015	2016	2017	2018	2019	GREATER THAN 2019	ALL YEARS
PHASE: OPERATIONS / RESPONSIBLE AGENCY: MANAGED BY ST. LUCIE COA									
	FTA	0	2,905,596	1,453,000	1,453,000	1,453,000	1,453,000	0	8,717,596
PHASE: CAPITAL / RESPONSIBLE AGENCY: MANAGED BY ST. LUCIE COA									
	FTA	8,968,195	4,022,078	494,000	494,000	494,000	494,000	0	14,966,273
TOTAL 413494 1		8,968,195	6,927,674	1,947,000	1,947,000	1,947,000	1,947,000	0	23,683,869
TOTAL PROJECT:		8,968,195	6,927,674	1,947,000	1,947,000	1,947,000	1,947,000	0	23,683,869

ITEM NUMBER:433789 1 PROJECT DESCRIPTION:PORT ST.LUCIE TMA VETRANS TRANS COMM LIVING INITIATIVE, SECTION 5312
DISTRICT:04 COUNTY:ST. LUCIE
EX DESC:ONE CALL, ONE CLICK CENTER MARKETING; FTA TRANSFER FFY2012

2 *NON-SIS*
TYPE OF WORK: PURCHASE VEHICLES/EQUIPMENT

ROADWAY ID: PROJECT LENGTH: .000 LANES EXIST/IMPROVED/ADDED: 0/ 0/ 0

FUND CODE	LESS THAN 2015	2015	2016	2017	2018	2019	GREATER THAN 2019	ALL YEARS
PHASE: CAPITAL / RESPONSIBLE AGENCY: MANAGED BY ST. LUCIE COUNTY								
FTA	0	50,000	0	0	0	0	0	50,000
TOTAL 433789 1	0	50,000	0	0	0	0	0	50,000
TOTAL PROJECT:	0	50,000	0	0	0	0	0	50,000

ITEM NUMBER:433790 1	PROJECT DESCRIPTION:PORT ST. LUCIE TMA VETRANS TRANS COMM LIVING INITIATIVE, SECTION 5309
DISTRICT:04	COUNTY:ST. LUCIE
ROADWAY ID:	PROJECT LENGTH: .000

```

09                                     *NON-SIS*
TYPE OF WORK: PURCHASE VEHICLES/EQUIPMENT
LANES EXIST/IMPROVED/ADDED: 0/ 0/ 0

```

FUND CODE	LESS THAN 2015	2015	2016	2017	2018	2019	GREATER THAN 2019	ALL YEARS
PHASE: CAPITAL / RESPONSIBLE AGENCY: MANAGED BY ST. LUCIE COUNTY								
FTA	0	404,000	0	0	0	0	0	404,000
LF	0	101,000	0	0	0	0	0	101,000
TOTAL 433790 1	0	505,000	0	0	0	0	0	505,000
TOTAL PROJECT:	0	505,000	0	0	0	0	0	505,000

ITEM NUMBER:434548 1

DISTRICT:04

EX DESC:ST.LUCIE CO. SECTION 5339 CAPITAL FOR BUS & BUS FACILITIES PROGRAM 16. CAPITAL FOR FIXED ROUTE

PROJECT DESCRIPTION:ST.LUCIE COUNTY SECTION 5339 CAPITAL FOR BUS & BUS FACILITIES

COUNTY:ST. LUCIE

NON-SIS

TYPE OF WORK:CAPITAL FOR FIXED ROUTE

ROADWAY ID:		PROJECT LENGTH: .000					LANES EXIST/IMPROVED/ADDED: 0/ 0/ 0		
FUND	LESS						GREATER		
CODE	THAN						THAN	ALL	
	2015	2015	2016	2017	2018	2019	2019	YEARS	
PHASE: CAPITAL / RESPONSIBLE AGENCY: MANAGED BY ST. LUCIE COUNTY									
FTA	0	394,714	197,400	197,400	197,400	197,400	0		1,184,314
TOTAL 434548 1	0	394,714	197,400	197,400	197,400	197,400	0		1,184,314
TOTAL PROJECT:	0	394,714	197,400	197,400	197,400	197,400	0		1,184,314
TOTAL DIST: 04	8,968,195	7,877,388	2,144,400	2,144,400	2,144,400	2,144,400	0		25,423,183
TOTAL TRANSIT	8,968,195	7,877,388	2,144,400	2,144,400	2,144,400	2,144,400	0		25,423,183
GRAND TOTAL	21,727,093	60,272,752	5,565,574	5,869,563	6,120,860	2,144,400	0		101,700,242



St. Lucie Transportation
Planning
Organization

Coco Vista Centre
466 SW Port St. Lucie Blvd, Suite 111
Port St. Lucie, FL 34953
772-462-1593 www.stlucietpo.org

TIP Amendment Number 2

**FY 2014/15 – FY 2018/19 TRANSPORTATION IMPROVEMENT PROGRAM
AMENDMENT APPROVAL CERTIFICATION FORM**

FY 2014/15 Variance Report

The St. Lucie Transportation Planning Organization (St. Lucie TPO), through administrative delegation to its Executive Director, approved incorporation of the attached report into the FY 2014/15 – FY 2018/19 Transportation Improvement Program (TIP) adopted on June 4, 2014. This amendment will be recognized by the Federal Highway Administration after the TIP becomes effective on October 1, 2014.

I attest that this TIP amendment was developed and approved in compliance with applicable laws and procedures.

Executive Director
St. Lucie TPO

8/26/14
Date

VARIANCE REPORT

Project Changes over 500K occurring between July 1 and July 21, 2014

St. Lucie County									
Item	Work Mix	Description	Phase Type	Ph	Seq	Fund	FY 2015 Increase/ Decrease	Total Change	Comments
429936-2	0022 - BRIDGE REPLACEMENT	SR-A1A NORTH BRIDGE OVER ICWW BRIDGE #940045	Preliminary Engineering	22	01	EB	750,000		EB funding added.
Total Change								750,000	
Grand Total								750,000	

**Transportation Improvement Program (TIP) Amendment
FY 2014/15 - FY 2018/19**



TIP Amendment Number: 4
Current TIP Page Number: C 9-3
New TIP Page Number (if applicable): _____

Is a STIP amendment needed for this TIP Amendment? (check if yes)

STIP Page Number (if applicable): _____

On June 3, 2015, the St. Lucie Transportation Planning Organization (St. Lucie TPO) authorized the Executive Director to amend the St. Lucie TPO TIP that was developed and adopted in compliance with U.S.C. Title 23 and Title 49 in a continuing, cooperative, and comprehensive transportation planning process, as a condition to the receipt of federal assistance, and to approve the associated STIP amendments.

This TIP Amendment is consistent with the 2035 St. Lucie/Martin Regional Long Range Transportation Plan (LRTP) and does not change financial constraints.

LRTP Page Number (if applicable): _____

TIP Amendment Criteria:

- A The change adds new individual projects to the current TIP
- B The change adversely impacts financial constraint
- C The change results in major scope changes
- D The change removes or deletes an individually listed project from the TIP
- E The change results in a cost increase that is greater than 20 percent and greater than \$2 million.

Yes

PROJECT INFORMATION

Project Name: Heavy Truck Turnaround on the Turnpike/SR 91 at MP 168

TIP Criteria: D. The deletes an individually listed project from the TIP.

Reason for Change/Notes: An evaluation of this project as part of the design phase determined that this proposed location does not meet design criteria.

Status	FPN	Limits	Description	Phase	Fund	FY 2015	FY 20__/_	FY 20__/_	FY 20__/_	FY 20__/_
Current	429351-1	MP 168	Construct a heavy truck turnaround crossover along SR 91 that can accommodate heavy trucks & other	CST	TPK	\$2,478,098				
Proposed	429351-1	MP 168	DELETE							
Net Change										

This TIP Amendment has been prepared in accordance with Sections 5.13 and 5.14 of the FDOT *Metropolitan Planning Organization Program Management Handbook*.

Authorized Signatures:

St. Lucie TPO Chairperson or Executive Director

Florida Turnpike Enterprise Representative

Transportation Improvement Program (TIP) Amendment
FY 2014/15 - FY 2018/19



TIP Amendment Number: 5
Current TIP Page Number: C1-9
New TIP Page Number (if applicable): _____

X Is a STIP amendment needed for this TIP Amendment? (check if yes)

STIP Page Number (if applicable): 668-669

On Wednesday ~~April 2, 2014~~ June 3, 2015, the St. Lucie Transportation Planning Organization (St. Lucie TPO) authorized the Executive Director to amend the St. Lucie TPO TIP that was developed and adopted in compliance with U.S.C. Title 23 and Title 49 in a continuing, cooperative, and comprehensive transportation planning process, as a condition to the receipt of federal assistance, and to approve the associated STIP amendments.

This TIP Amendment is consistent with the 2035 St. Lucie/Martin Regional Long Range Transportation Plan (RLRTP) and does not change financial constraints.

RLRTP Page Number (if applicable): CH 8-10 & 8-19

TIP Amendment Criteria:

- A The change adds new individual projects to the current TIP
 _____ The change adversely impacts financial constraint
 _____ The change results in major scope changes
 _____ The change removes or deletes an individually listed project from the TIP
 _____ The change results in a cost increase that is greater than 20 percent and greater than \$2 million.

----- PROJECT INFORMATION -----

Project Name: SR-614/INDRIO ROAD FROM WEST OF SR-9/I-95 TO EAST OF SR-670/EMERSON AV


TIP Criteria: A

Reason for Change/Notes: The change adds a new phase (CST) to the TIP and STIP documents.

Status	FPN	Limits	Description	Phase	Fund	FY 2014/15	FY 2015/16	FY 2016/17	FY 2017/18	FY 2018/19
Current										
Proposed	230338-4	SR-614/INDRIO ROAD FROM WEST OF SR-9/I-95 TO EAST OF SR-670/EMERSON AV	Reconstruction of Indrio Rd from a 2 lane rural undivided road to 4 lane urban divided road.	CST CST CST CST	ACNP ACNP ACNP DDR		\$30,019,646 \$102,700 \$3,977,669 \$154,050			
Net Change							\$34,254,065			

This TIP Amendment has been prepared in accordance with Sections 5.13 and 5.14 of the FDOT *Metropolitan Planning Organization Program Management Handbook*.

Authorized Signatures:

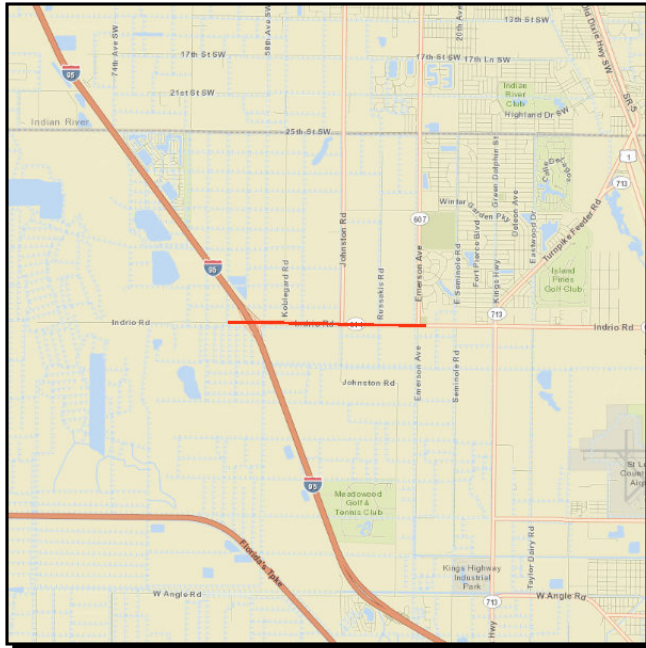

St. Lucie TPO Chairperson or Executive Director

FDOT District 4 Representative

INDRIO ROAD / SR-614

2303384

Non-SIS



Project Description: Re-Construction

Work Summary: ADD LANES & RECONSTRUCT

From: WEST OF SR-9/I-95 TO

To: EAST OF SR-670/EMERSONAV

Lead Agency: FDOT

Length: .

Phase	Fund Source	2014/15	2015/16	2016/17	2017/18	2018/19	Total
ROW	DDR	1,519,051	55,737	16,745	0	0	1,591,533
ROW	DS	2,048,063	0	1,214,657	0	0	3,262,720
ROW	DIH	254,401	43,709	0	0	0	298,110
ROW	SU	1,126,173	1,020,827	0	0	0	2,147,000
CST	ANCP	0	30,019,646	0	0	0	30,019,646
CST	ANCP	0	102,700	0	0	0	102,700
CST	ANCP	0	3,977,669	0	0	0	3,977,669
CST	DDR	0	154,050	0	0	0	154,050
Total		4,947,688	35,374,338	1,231,402	0	0	41,553,428

Prior Year Cost: 4,840,253
Future Year Cost: 0
Total Project Cost: 46,393,681
LRTP: Page 8-19