



CITIZENS ADVISORY COMMITTEE (CAC)

Regular Meeting

Tuesday, March 19, 2024
10:30 am

Public Participation/Accessibility

Participation in Person: Public comments may be provided in person at the meeting. Persons who require special accommodations under the Americans with Disabilities Act (ADA) or persons who require translation services (free of charge) should contact the St. Lucie TPO at 772-462-1593 at least five days prior to the meeting. Persons who are hearing or speech impaired may use the Florida Relay System by dialing 711.

Participation by Webconference (not intended for Committee Members): Using a computer or smartphone, register at <https://attendee.gotowebinar.com/register/5133102357472611936>. After the registration is completed, a confirmation will be emailed containing instructions for joining the webconference. Public comments may be provided through the webconference chatbox during the meeting.

Written and Telephone Comments: Comment by email to TPOAdmin@stlucieco.org; by regular mail to the St. Lucie TPO, 466 SW Port St. Lucie Boulevard, Suite 111, Port St. Lucie, Florida 34953; or call 772-462-1593 until 10:00 am on March 19, 2024.

AGENDA

1. Call to Order
2. Roll Call
3. Comments from the Public
4. Approval of Agenda
5. Approval of Meeting Summary
 - *January 23, 2024 Regular Meeting*
6. Action Items
 - 6a. Transportation Alternatives Program (TAP) 2024 Grant Application: Review of a TAP grant application for the 2024 cycle.

Action: Recommend endorsement of the application, recommend endorsement with conditions, or do not recommend endorsement.

- 6b. FY 2024/25 – FY 2025/26 Unified Planning Work Program (UPWP): Review of the draft FY 2024/25 – FY 2025/26 UPWP for the St. Lucie TPO.

Action: Review and recommend adoption of the draft UPWP, recommend adoption with conditions, or do not recommend adoption.

7. Discussion Items

- 7a. Community Profiles Update: An analysis of Census data for the TPO area that informs and guides the **TPO's public outreach** to disadvantaged communities.

Action: Discuss and provide comments to Staff.

- 7b. Automated Speed Enforcement in School Zones Update: An update on the implementation of automated speed enforcement in school zones will be provided.

Action: Discuss and provide comments to Staff.

8. Recommendations/Comments by Members

9. Staff Comments

10. Next Meeting: The next St. Lucie TPO CAC meeting is a regular meeting scheduled for 10:30 am on Tuesday, May 21, 2024.

11. Adjourn

NOTICES

The St. Lucie TPO satisfies the requirements of various nondiscrimination laws and regulations including Title VI of the Civil Rights Act of 1964. Public participation is welcome without regard to race, color, national origin, age, sex, religion, disability, income, or family status. Persons wishing to express their concerns about nondiscrimination should contact Marceia Lathou, the Title VI/ADA Coordinator of the St. Lucie TPO, at 772-462-1593 or via email at lathoum@stlucieco.org.

Items not included on the agenda may also be heard in consideration of the best interests of **the public's health, safety, welfare, and as necessary to protect every person's right of access**. If any person decides to appeal any decision made by the St. Lucie TPO Advisory Committees with respect to any matter considered at a meeting, that person shall need a record of the proceedings, and for such a purpose, that person may need to ensure that a verbatim record of the proceedings is made which includes the testimony and evidence upon which the appeal is to be based.

Kreyol Ayisyen: Si ou ta renmen resevwa enfòmasyon sa a nan lang Kreyòl Aisyen, tanpri rele nimewo 772-462-1593.

Español: Si usted desea recibir esta información en español, por favor llame al 772-462-1593.



Coco Vista Centre
 466 SW Port St. Lucie Blvd. Suite 111
 Port St. Lucie, Florida 34953
 772-462-1593 www.stlucietpo.org

CITIZENS ADVISORY COMMITTEE (CAC)

REGULAR MEETING

DATE: Tuesday, January 23, 2024

TIME: 10:30 am

LOCATION: St. Lucie TPO
 Coco Vista Centre
 466 SW Port St. Lucie Boulevard, Suite 111
 Port St. Lucie, Florida

MEETING SUMMARY

1. Call to Order

Chairwoman Niemczyk called the meeting to order at 10:35 am.

2. Roll Call

The roll was conducted via sign-in sheet, and a quorum was confirmed with the following members present:

Members Present

Carolyn Niemczyk, Chairwoman
 Bud Wild, Vice Chairman
 Consuelo Cruz
 Mike Keleher
 Bill Lindsey
 George Saylor
 Richard Silvestri
 Mazella Smith

Representing

At Large
 Unincorporated County
 Minority Residents
 Port St. Lucie
 Disabled Residents
 Port St. Lucie
 Unincorporated County
 Fort Pierce

Others Present

Kyle Bowman
 Peter Buchwald
 Yi Ding

Representing

St. Lucie TPO
 St. Lucie TPO
 St. Lucie TPO

Marceia Lathou	St. Lucie TPO
Stephanie Torres	St. Lucie TPO
Rachel Harrison	Recording Specialist
James Brown (via web)	Florida's Turnpike
Victoria Williams (via web)	Florida's Turnpike

3. Comments from the Public – None.

4. Approval of Agenda

* MOTION by Ms. Smith to approve the agenda.

** SECONDED by Mr. Keleher Carried UNANIMOUSLY

5. Approval of Meeting Summary

- November 28, 2023 Rescheduled Regular Meeting

* MOTION by Mr. Keleher to approve the Meeting Summary.

** SECONDED by Mr. Saylor Carried UNANIMOUSLY

6. Action Items

6a. Annual Officer Elections: Election of a Chairperson and a Vice Chairperson for the CAC for 2024.

Mr. Buchwald invited the CAC secretary to conduct the elections.

* MOTION by Mr. Keleher to nominate Ms. Niemczyk to serve as CAC Chairwoman for 2024.

** SECONDED by Ms. Smith

There were no other nominations and the nominations were closed.

** MOTION to elect Ms. Niemczyk to serve as Chairwoman of the CAC for 2024. Carried UNANIMOUSLY

The CAC secretary was invited to continue the elections.

* MOTION by Mr. Silvestri to nominate Mr. Wild to serve as CAC Vice Chairman for 2024.

** SECONDED by Mr. Saylor

There were no other nominations and the nominations were closed.

** MOTION to elect Mr. Wild to serve as Vice Chairman of the CAC for 2024. Carried UNANIMOUSLY

6b. Amendment #8 to the FY 2023/24 – FY 2027/28 Transportation Improvement Program (TIP): Review of TIP Amendment #8 to install advanced traffic management equipment on Midway Road from Selvitz Road to U.S. Highway 1.

Mr. Buchwald explained that FDOT District 4 had added a new project to its Work Program subsequent to the TPO's adoption of the current TIP and was requesting that the TIP be amended to reflect the change. Mr. Ding continued with a description of the proposed amendment, which would add the preliminary engineering phase of the installation of various advanced traffic management equipment along Midway Road between Selvitz Road and U.S. 1, including fiber optic cable, traffic cameras, and adaptive signal control. Mr. Ding concluded with details regarding the cost of and funding source for the project phase, noting that the project would not impact the fiscal constraint of the TIP.

In answer to Mr. Keleher's question, Mr. Ding indicated that the traffic management equipment to be installed would help facilitate traffic flow on Midway Road.

In response to Chairwoman Niemczyk's question, Mr. Ding confirmed that the project being added consisted only of the preliminary engineering phase of the improvements to Midway Road.

Vice Chairman Wild inquired about the possibility of installing technology that produced traffic count data by reading license plates. Mr. Buchwald replied that license plate counters had the potential to generate privacy concerns, noting that the equipment to be installed on Midway Road included cameras that could count vehicles, bicycles, and pedestrians. He then expounded on the plans for a County-wide advanced traffic monitoring system.

Responding to Mr. Silvestri's question, Mr. Ding explained that FDOT had already funded the project and added it to the Work Program. Mr. Buchwald clarified that all the phases of the project had been included in the Draft Tentative Work Program presented at the Joint Advisory Committee meeting the previous October and that the current agenda item simply represented a head start on the implementation of the project.

* MOTION by Ms. Smith to recommend adoption of TIP Amendment #8.

** SECONDED by Mr. Saylor Carried UNANIMOUSLY

6c. 2024 Safety Performance Targets: Review of the 2024 Safety Performance Targets and Interim Benchmarks for adoption by the TPO.

Mr. Buchwald explained that State DOTs must annually establish statewide targets for safety performance measures according to Federal Transportation Performance Management requirements and invited Mr. Ding to continue. Mr. Ding noted that FDOT had renewed its commitment to zero deaths and serious injuries for 2024 by setting Vision Zero targets for all five safety performance measures, indicating that the TPO could either support them or establish its own targets. He described how interim benchmarks were used to demonstrate progress toward the final targets and presented the 2022 safety performance results for both FDOT and the TPO. Mr. Ding then presented the 2024 Safety Performance Interim Benchmarks being recommended for adoption, explaining how they had been developed based on both historical and projected safety performance data. He concluded with an overview of local efforts at promoting roadway safety through speed management.

Vice Chairman Wild requested an update on local efforts to implement automated speed enforcement. Mr. Buchwald indicated that the County had passed an ordinance allowing automated speed enforcement in school zones and invited Ms. Torres to provide additional details. Ms. Torres reported that the measure had been passed earlier that month for nine school locations and that the enforcement and funding considerations were still being resolved. She explained how the nine locations had been selected and noted several outstanding requirements that would need to be satisfied before the commencement of the enforcement, including new signage and community outreach.

Discussion ensued regarding the potential for public opposition to the new measure, with Mr. Buchwald citing a recent AAA survey that showed that most Americans opposed automated speed enforcement. Mr. Buchwald commented on the need to educate the public about the dangers of speeding, while Vice Chairman Wild expressed doubt that such knowledge would deter drivers from speeding. Mr. Silvestri remarked that he had recently contacted the Sheriff about placing a speed feedback sign on his street after he had seen a driver traveling more than 20 miles per hour over the limit, and Vice Chairman Wild opined on the need for automated speed enforcement everywhere, especially given the dangers faced by law enforcement during traffic stops. Mr. Buchwald assured the members that progress was being made regarding speed management, reminding them that the TPO's vehicle fatality and serious injury rates were trending down, and noted the importance of supporting representatives who believe in such speed management programs. Chairwoman Niemczyk indicated that she would be more cognizant of her speed in the future.

* MOTION by Mr. Keleher to recommend adoption of the 2024 Targets and Interim Benchmarks.

** SECONDED by Ms. Smith Carried UNANIMOUSLY

6d. Public Participation Plan (PPP) 2023 Annual Evaluation:
Review of the PPP 2023 Annual Evaluation.

Mr. Buchwald introduced Ms. Lathou, who provided an overview of the TPO's public participation efforts and their intended outcomes. She explained the rationale and methodology for reviewing their effectiveness as compared with the baseline figures and then presented the results of the evaluation with respect to the online, in-person, and Title VI/Environmental Justice outreach activities conducted during 2023. Ms. Lathou noted the intent to update the PPP in 2024 and concluded with an overview of best practices for public involvement programs.

Chairwoman Niemczyk commended the TPO's public participation efforts. Ms. Lathou noted that the TPO would be able to expand its outreach with Ms. Torres joining the staff.

Vice Chairman Wild speculated that the automated speed enforcement issue might encourage more public participation, and Ms. Lathou concurred, remarking that controversial issues tended to generate more interest than long-term planning.

In response to Mr. Saylor's inquiry, Ms. Lathou explained that some outreach categories had shown decreases the previous year because the TPO had been purposefully experimenting with its outreach activities to identify the most effective use of resources. Mr. Saylor suggested that the FDOT project status websites include links to the TPO website to better convey the TPO's role in developing those projects, recounting a conversation with an acquaintance that implied a general lack of awareness of the TPO's function. Mr. Buchwald then elaborated on the process by which projects were chosen by FDOT and the TPO's role in bringing projects to fruition, emphasizing the importance of public input for all phases of a project's development.

* MOTION by Mr. Silvestri to recommend acceptance of the Evaluation.

* * SECONDED by Mr. Keleher Carried UNANIMOUSLY

6e. Transportation Regional Incentive Program (TRIP) 2024 Grant Application and Amendment to the 2023/24 List of Priority Projects (LOPP): Review of a TRIP grant application for the 2024 cycle and an amendment to the 2023/24 LOPP for the grant application.

Mr. Buchwald explained why TRIP was created and identified the Treasure Coast Transportation Council (TCTC) as the local entity tasked with pursuing such funds. He indicated the types of projects for which TRIP funding could be used along with the percentage of project costs that could be covered before detailing the 2024 application proposed by the City of Port St. Lucie for the widening of St. Lucie West Boulevard between Peacock and Cashmere Boulevards. Mr. Buchwald noted that the project would be ready for construction at the time of the largest amount of TRIP grant funding availability for District 4 and that the City was requesting \$11 million in grant funding toward the overall project cost of \$22 million.

In answer to Mr. Silvestri's question, Mr. Buchwald clarified the project's parameters, indicating that the improvements would add a travel lane in each direction as well as enhancing multimodal paths that would facilitate travel for other forms of mobility. Mr. Silvestri further inquired about the funding for the project, and Mr. Buchwald elaborated on the requirements for the TRIP grant. In answer to Mr. Lindsey's question, Mr. Buchwald noted that the City of Port St. Lucie would be expected to contribute half of the overall project cost.

* MOTION by Mr. Keleher to recommend endorsement of the TRIP grant application and adoption of the LOPP amendment.

** SECONDED by Mr. Silvestri Carried UNANIMOUSLY

7. Recommendations/Comments by Members – None.

8. Staff Comments – Ms. Torres announced FDOT's upcoming bike safety and helmet-fitting class in Fort Lauderdale, noting that she was working on arranging a similar class to be held locally. In response to Mr. Silvestri's request, Ms. Torres indicated that she would send the event flier to the members.

Mr. Buchwald thanked the members for the meeting's robust discussions and indicated his appreciation for their comments and suggestions.

9. Next Meeting: The next St. Lucie TPO CAC meeting is a regular meeting scheduled for 10:30 am on Tuesday, March 19, 2024.

10. Adjourn – The meeting was adjourned at 11:35 am.

Respectfully submitted:

Approved by:

Rachel Harrison
Recording Specialist

Carolyn Niemczyk
Chairwoman



AGENDA ITEM SUMMARY

Board/Committee: Citizens Advisory Committee (CAC)

Meeting Date: March 19, 2024

Item Number: 6a

Item Title: Transportation Alternatives Program (TAP) 2024 Grant Application

Item Origination: 2024 TAP Grant Cycle

UPWP Reference: Task 3.3 - Transportation Improvement Program

Requested Action: Recommend endorsement of the TAP grant application, recommend endorsement with conditions, or do not recommend endorsement.

Staff Recommendation: Based on the inclusion of the project in the 2023/24 Transportation Alternatives Priority Project List, it is recommended that the Sunrise Boulevard Sidewalk Project be recommended for endorsement by the TPO Board for the allocation of the TAP funding from the 2024 grant cycle.

Attachments

- Staff Report
- 2023/24 Transportation Alternatives Priority Project List
- Sunrise Boulevard Sidewalk Project Application Excerpts



MEMORANDUM

TO: Citizens Advisory Committee (CAC)

FROM: Peter Buchwald
Executive Director

DATE: March 12, 2024

SUBJECT: Transportation Alternatives Program (TAP)
2024 Grant Application

BACKGROUND

The TAP provides funding to the St. Lucie TPO for the following:

- Construction of on-road and off-road trail facilities for pedestrians, bicyclists, and other non-motorized modes;
- Construction of infrastructure-related projects and systems that will provide safe routes for non-drivers, including children, older adults, and individuals with disabilities, to access daily needs;
- Conversion of abandoned railroad corridors into trails for pedestrians, bicyclists, or other non-motorized modes;
- Construction of turnouts, overlooks, and viewing areas;
- Community improvement activities including the control/removal of outdoor advertising, preservation/rehabilitation of historic transportation facilities, vegetation management practices in rights-of-way, and archaeological activities relating to impacts from transportation projects;
- Environmental mitigation activities including pollution prevention and abatement activities related to highway construction or runoff and activities that reduce vehicle-caused wildlife mortality; and,
- Recreational Trails and Safe Routes to School Programs.

The funding available for the 2024 TAP grant cycle for the St. Lucie TPO is at least \$650,000 that will be programmed by the Florida Department of Transportation (FDOT) District 4 in Fiscal Year 2027/28. The TPO Advisory Committees recommend to the TPO Board the endorsement/prioritization of the TAP grant applications received during the grant cycle for submittal to FDOT. Candidate TAP Projects originate from the attached 2023/24 Transportation Alternatives (TA) Priority Project List.

ANALYSIS

An application (excerpts attached) was received for the 2024 TAP grant cycle from St. Lucie County for the Sunrise Boulevard Sidewalk Project which is included in the TPO's 2023/24 TA Priority Project List. The project consists of the construction of a six-foot wide, concrete-paved sidewalk from Bell Avenue to Canal 15 of the North St. Lucie River Water Control District as depicted in the attached project location map.

The sidewalk will be approximately 0.52 miles in length and connect to the Bell Avenue Sidewalk that was awarded TAP grant funding during the 2019 TAP grant cycle. The project is estimated to cost \$1,103,773, and the applicant is requesting a total of \$1,010,890 of TAP grant funding.

RECOMMENDATION

Based on the inclusion of the project in the 2023/24 TA Priority Project List, it is recommended that the Sunrise Boulevard Sidewalk Project be recommended for endorsement by the TPO Board for the allocation of the TAP funding from the 2024 grant cycle.

Transportation Alternatives (TA) Projects

2022/23 Priority Ranking	Score ¹	Facility	Project Limits		Project Description	Project Source ²	Estimated Cost ²	2021/22 Priority Ranking
			From	To				
1	40.5	Volucia Drive Trail	Blanton Boulevard	Torino Parkway	Sidewalk: 1.0 mile	2022 TA Grant Application ³ and 2045 LRTP	\$1,061,178 ⁴	17
2	25.5	Easy Street	US Highway 1	Silver Oak Drive	Sidewalk-1.0 miles		\$1,090,396 ⁶	2
3	50.0	Florida SUN Trail, Historic Fort Pierce Downtown Retrofit	Georgia Avenue	North State Route A1A	Bicycle Boulevard, Roadway Section Connections, and Railroad Crossing Improvements	TIP, Florida SUN Trail Grant, and St. Lucie WBN ⁵	TBD ⁷	3
4	42.5	Green River Parkway Trail	Martin County Line	Walton Road	Resurfacing of multi-use path: 2.5 miles	City of Port St. Lucie, Florida SUN Trail, and St. Lucie WBN	\$350,000	Not Ranked
4	42.5	Oleander Avenue	Edwards Road	South Market Avenue	Sidewalk: 1.3 miles		\$1,500,000 ⁶	7
4	42.5	Oleander Avenue	Saeger Avenue	Beach Avenue	Sidewalk: 1.4 miles		\$1,650,000 ⁶	7
7	42.0	Lakehurst Drive	Bayshore Boulevard	Airoso Boulevard	Sidewalk: 1.3 miles	Under design by City of Port St. Lucie	\$825,000 ⁸	9
8	41.5	Indrio Road	U.S. Highway 1	Old Dixie Highway	Sidewalk: 0.2 miles		\$225,000 ⁶	12
9	40.5	Indrio Road	Kings Highway	U.S. Highway 1	Sidewalk: 2.6 miles		\$3,050,790 ⁶	17
10	40.0	Oleander Avenue	Midway Road	Saeger Avenue	Sidewalk: 1.5 miles		\$1,323,840	19
11	38.0	Peacock Trail	Gatlin Boulevard	Dreyfuss Boulevard	Multi-use path: 0.9 miles	City of Port St. Lucie	\$900,000	Not Ranked
12	36.5	Angle Road	Kings Highway	North 53rd Street	Sidewalk: 1.3 miles		\$1,461,595 ⁶	20
13	36.0	17th Street	Georgia Avenue	Delaware Avenue	Sidewalk: 0.3 miles		\$74,268	21
13	36.0	Boston Avenue	25th Street	13th Street	Sidewalk: 0.8 miles		\$123,200	21
15	35.0	Abingdon Avenue	Import Drive	Savona Boulevard	Sidewalk: 0.9 miles	Under design by City of Port St. Lucie	\$575,000 ⁸	24
15	35.0	Brescia Street	Savage Boulevard	Gatlin Boulevard	Sidewalk: 1.3 miles		\$323,000 ⁸	24
17	33.5	Weatherbee Road	U.S. Highway 1	Oleander Avenue	Sidewalk: 0.5 miles		\$445,220	29
18	32.0	Range Line Road	Glades Cut Off Road	Martin County Line	Sidewalk: 6.1 miles		\$5,300,000 ⁶	30
18	32.0	West Midway Road	West of Glades Cut Off Road	Shinn Road Area	Sidewalk: 5.0 miles		\$5,753,580 ⁶	30
20	31.5	St. Lucie Boulevard	Kings Highway	North 25th Street	Sidewalk: 3.0 miles		\$2,600,000 ⁶	32
21	30.5	Sunrise Boulevard	Edwards Road	Midway Road	Sidewalk: 2.8 miles		\$2,250,000 ⁶	33



TRANSPORTATION ALTERNATIVES SET-ASIDE PROGRAM (TA) FUNDING APPLICATION

A continuation of the Surface Transportation Block Grant, TA funding is by contract authority from the Highway Trust Fund, subject to the overall federal-aid obligation limitation determined by the Federal Highway Administration (FHWA). Projects must support surface transportation, be competitively solicited, and comply with the provisions of the FDOT Work Program Instructions and the Bipartisan Infrastructure Law (BIL), enacted as the Infrastructure Investment and Jobs Act (IIJA) [§ 11109; 23 United States Code (U.S.C.) 133(h)]. District representatives may be contacted for guidance.

PART 1 – APPLICANT INFORMATION

1. Applicant Agency Sponsor Type. Select the box indicating the agency of the person who can answer questions about this project proposal. Then complete applicable text fields. Note: State-recognized non-profit agencies may partner with an eligible governmental entity but are not eligible as a direct grant recipient.

Checkbox next to each of the following types of agencies that do not indicate text field. Document allows one selection.

Local government (e.g., county, city, village, town, etc.).

Regional transportation authority or transit agency.

Natural resource or public land agency.

School district, local education agency, or school (may include any public or nonprofit private school). Projects should benefit the public and not just a private entity.

Recognized Tribal Government.

Other local or regional governmental entity with oversight responsibility for transportation or recreational trails, consistent with the goals of 23 U.S.C. 133(h).

Metropolitan / Transportation Planning Organization / Agency (collectively MPO) (only for urbanized areas with less than 200,000 population).

FDOT (only by request of another eligible entity, then enter the requesting entity). If "checked", enter the requesting entity in the space provided. (Word limit 5)

2. Agency name of the applicant. (Word limit 5).

St Lucie County Public Works

3. Agency contact person's name and title. (Word limit 5).

Diane Verrill, Public Works Grant Coordinator

4. Agency contact person's telephone number and email address. (Word limit 5).

772-462-2517, VerrillD@stlucieco.org



PART 2 – LOCAL AGENCY PROGRAM (LAP) CERTIFICATION

LAP is FDOT’s primary mechanism to provide governmental subrecipients with federal funds to develop transportation infrastructure facilities through cost-reimbursement (grant) agreements. This legal instrument (the grant agreement) will describe intergovernmental tasks to be accomplished and the funds to be reimbursed for selected projects. The FDOT Local Programs Manual and FDOT Procedure 525-010-300 provides details for local agencies to complete a certification process that is a risk-based assessment evaluating whether they have sufficient qualifications and abilities “to undertake and satisfactorily complete the work” for infrastructure projects. Non-profit organizations are not eligible for LAP certification, local agencies are not eligible for certification of Project Development and Environment (PD&E) or Right-of-Way (ROW) acquisition phases. FDOT is required to provide oversight on fee-simple and less-than-fee ROW acquisition phases, including license agreements, encroachment agreements, perpetual easements, temporary construction easements, and donations.

X LAP Full Certification

Provide:

Approval Date: 7/20/2022

and Expiration Date: 7/2025

Responsible Charge Name: Diane Verrill

LAP Project Specific Certification

Provide:

Approval Date:

Project FM(s) Number:

Responsible Charge Name:

Not LAP Certified – A LAP Certified Agency will deliver the project on behalf of the uncertified Agency.

Provide:

Sponsoring Agency Name:

Contact Name:

Address:

Phone:

Not LAP Certified - FDOT District will administer the project.

Provide:

FDOT Contact Name:

Phone:

Not LAP Certified – the Agency will become LAP certified 1 year prior to the delivery of the LAP project.

Not Applicable – this is a Non – Infrastructure Project.



PART 3 – PROJECT INFORMATION

1. **Project Name / Title:** (Word limit 15). Sunrise Boulevard Sidewalk

2. **Is this a resubmittal of a previously unfunded project?** If not, select “no”, and indicate N/A in the space provided. If so, select “yes”, and indicate the year(s) of submittal(s) and include project title(s), if different, in the space provided. (Word limit 5).
 Yes No N/A

3. **Does this project connect a previously funded project(s)?** If not, select “no”, and indicate N/A in the space provided. If so, select “yes”, and indicate the Financial Management (FM) number(s) and provide a brief description of the other related FDOT-funded phases that are complete, underway, or in the FDOT 5-year Work Program. (Word limit 5).
 Yes No 446076-1-58-01, Bell Avenue Sidewalk from 25th Street to Sunrise Boulevard

4. **Is funding requested for this same project from another source administered by FDOT?** If not, select “no”, and indicate N/A in the space provided. If so, select “yes”, and indicate funding source(s) / application(s) submitted. NOTE: Contact your district representative to discuss if this same project is partially funded in the 5-year Work Program or if FDOT has received another application for funding it. (Word limit 5).
 Yes No

5. **What are you proposing in this application?** In 200 words or less, provide a description of the project and what it will accomplish. The description should allow a person without prior knowledge of the project to clearly understand it. Summarize the purpose, need, project attributes, the relationship to surface transportation, how the project improves safety, and expected benefits.

The project will construct 6' wide sidewalk along the East side of Sunrise Blvd from Bell Avenue to the NSLRWCD Canal 15.

This sidewalk will provide multimodal connectivity for the local residents to various points of interest including Sweetwater Hammock Preserve. Students who do not have bus service in the immediate vicinity of Forest Grove Middle School and Fort Pierce Central High School would also have a safe walking route to school.

REQUIRED UPLOAD: PROJECT INFORMATION SUPPORTING DOCUMENTATION including 1) Scope of Work clearly describing the purpose and need for this project and the desired outcome; detailed description of the existing conditions; and detailed description of the proposed project and major work item improvements (e.g., project limits (begin / end), width of sidewalks or trails and other components, materials, drainage, lighting, signing and pavement markings, etc.). 2) Intent to enter into a cost reimbursement agreement for delivering the project. 3) Signed PROJECT CERTIFICATION from the maintaining agency confirming the applicant is authorized to submit the proposal, the information is accurate, intent to enter into a Memorandum of Understanding or Interagency Agreement for ongoing operations and maintenance of the improved facility, and compliance with all federal and state requirements.

PART 4 – PROJECT LOCATION

1. Indicate the municipality(ies) of the project location. (Word limit 5).

City of Fort Pierce

2. Indicate the county(ies) of the project location. (Word limit 5).

St Lucie County

3. Roadway Classification

Yes No State roadway (on-system)

Yes No Federal roadway

Yes No Local roadway (off-system)

4. Indicate the roadway name(s) [including applicable state, federal, county road number(s), local roadway name, and roadway identification number (e.g., SR 5 / US 1 / CR 904 / Overseas Highway / ID number: 90040000)]. (Word limit 10).

Sunrise Boulevard

5. Indicate the roadway beginning project limits (south or west termini), mile points, and crossroads at each end of each listed segment. (Word limit 10).

Bell Avenue

6. Indicate the roadway ending project limits (north or east termini), mile points, and crossroads at each end of each listed segment. (Word limit 10).

NSLRWCD Canal 15

7. Indicate the total project length, in miles and linear feet. (Word limit 10).

0.52 Miles (2,756 LF)

8. Does the project involve the Florida Shared-Use Nonmotorized (SUN) Trail network? If not, select "no", and indicate N/A in the space provided. If so, select "yes", and indicate the trailway identification number, beginning and ending mile points. (Word limit 5).

Yes No N/A

9. Within the next five years, are non-FDOT funds being expended within the limits or adjacent to the proposed project? If not, select "no" and indicate N/A in the space provided. If so, select "yes", and briefly explain. (Word limit 50).

Yes No N/A



PART 5 – PROJECT TYPE

NOTE: Certain areas may not be prioritizing Non-infrastructure (NI) proposals or all eligible infrastructure activities (or may recommend bundling activities together). Contact your district representative for guidance.

1. **PROJECT CATEGORY** Select one box that best represents the project proposal. Then, complete either the “Infrastructure” or “NI” selections.

X **A. Infrastructure.** If so, select “yes”, then select the most appropriate “infrastructure” eligible activity from listing below. (Pages range 5-6)

B. Non-infrastructure (NI). If so, select “yes”, then select the most appropriate NI eligible activity from the listing following the Infrastructure activities. (Page range 7)

5-A. INFRASTRUCTURE ELIGIBLE ACTIVITY

Select one box that best represents the project proposal). As applicable, complete infrastructure eligible text fields.

X **Pedestrian and / or Bicycle facilities** (Select this box for construction, planning, and design of off-road trail facilities or on-road facilities for pedestrians, bicyclists, and other nonmotorized forms of transportation).

Safe Routes for Non-Drivers (Select this box for construction, planning, and design of infrastructure related projects and systems that provide safe routes for non-drivers, including children, older adults, and individuals with disabilities to access daily needs).

Conversion of Abandoned Railway Corridors to Trails (Select this box for conversion and use of abandoned railroad corridors into trails for pedestrians, bicyclists, or other nonmotorized transportation users).

Scenic Turnouts and Overlooks (Select this box for construction of turnouts, overlooks, and viewing areas). If “yes”, list any Florida Scenic Byways visible from the project or indicate N/A in text field. (Word limit 5).

Outdoor Advertising Management (Select this box for inventory, control, or removal of outdoor advertising). If “yes”, list any Florida Scenic Byways within the project limits or indicate N/A in text field. (Word limit 5).

Historic Preservation and Rehabilitation of Historic Transportation Facilities (Select this box for historic preservation or rehabilitation of historic transportation facilities). If “yes”, list any locally designated or National Register of Historic Places listed or eligible resources or indicate N/A in the text field. (Word limit 5).

Vegetation Management (Select this box for vegetation management in public transportation ROW to improve roadway safety, prevent invasive species, and erosion control). If “yes”, list any Florida Scenic Byways within the project limits, or indicate N/A in text field. (Word limit 5).

Archaeological Activities (Select this box for archaeological activities related to impacts from transportation projects funded by FHWA). If "yes", list the State Site Number (aka Site File Number) for the archaeological site, or indicate N/A in the text field. (Word limit 5).

Stormwater Mitigation (Select this box for environmental mitigation activities addressing stormwater management, control, and water pollution prevention or abatement related to transportation projects).

Wildlife Management (Select this box for wildlife mitigation and reduction of wildlife mortality, or to restore and maintain connectivity among terrestrial or aquatic habitats).

Boulevards (Select this box for boulevards, defined as a walkable, low speed (35 mph or less) divided arterial thoroughfares in urban environments designed to carry both through and local traffic, pedestrians, and bicyclists. These may be high ridership transit corridors; serve as primary goods movement and emergency response routes; and use vehicular and pedestrian access management techniques that promote economic revitalization and follow complete street principles]. If "yes", list any Florida Main Street communities or Florida Trail Towns within the project limits, or indicate N/A in text field. (Word limit 5).

Recreational Trails Program [Select this box for recreational trails compliant with 62-S-2, Florida Administrative Code, and 23 U.S.C. 104 (b)]. If "yes", list the parks / recreational areas within the project limits, or indicate N/A in the text field. (Word limit 5).

Safe Routes to Schools (SRTS) [Select this box for SRTS projects, codified as 23 U.S.C. 208, that substantially improves the ability of kindergarten through 12th grade students (vulnerable road users) to walk and / or bicycle to school]. Traditionally includes sidewalks, traffic calming and speed reduction, traffic diversion improvements, pedestrian and bicycle crossings, on-street bicycle facilities, off-street bicycle facilities, and bicycle parking facilities at public schools. If "yes", list the benefiting schools that are within two miles of the project limits; total student enrollment; approximate number of students living along the route; and the percentage of students eligible for reduced meal programs, or indicate N/A in the space provided. (Word limit 10).

Other surface transportation eligible purpose (Only if within urbanized areas with a population greater than 200,000). If "yes", list the eligible activity or indicate N/A in the space provided. (Word limit 5).



5-B. NI ELIGIBLE ACTIVITY *** Note: For Infrastructure projects, skip this page.***

Select one box that represents the project proposal. Checkbox indicating NI eligible activity. Document allows one selection.

Vulnerable road user safety assessment as defined by Section 316.027 (b), F.S.

Workforce development, training and education activities that are eligible uses of TAP funds.

SRTS projects, codified as 23 U.S.C. 208. This NI activity must be primarily based at the school and benefit students and / or their parents and have documented support from the school(s). If “yes”, list the benefiting schools; total student enrollment and students served by project; approximate number of students living along the route; and the percentage of students eligible for reduced meal programs, or indicate N/A in space provided. (Word limit 10).

NI COMPONENTS As applicable, insert the number of each type of proposed activity. Numerical field indicating total number NI program would provide.

- | | |
|----------------------------------------------------------------------------------------------------------------------------------------------------------------|-------------------------------------------------------------------------------------------------------------------------------------------------------|
| Number of walk or bicycle audits. | Number of after school programs receiving pedestrian / bicycle safety instruction / education. |
| Number of bicycle skills / safety classes. | Number of bicycle rodeos. |
| Number of pedestrian skills / safety classes. | Number of pedestrian safety skills events. |
| Number of community demonstration projects. | |
| Number of community encouragement activities. | Number of schools with walking school bus programs (defined as planned route with meeting points, a timetable, and a schedule of trained volunteers). |
| Number of community challenges. | Number of schools with bicycle train programs (defined as a planned route with meeting points, a timetable, and a schedule of trained volunteers). |
| Number of community workshops / stakeholder meetings. | Number of student-led leadership initiatives (e.g., student patrols, peer-led learning, etc.). |
| Number of classroom / educational classes receiving pedestrian / bicycle safety instruction / education. | |
| Number of school assemblies receiving pedestrian / bicycle safety instruction / education. | |
| Number of training sessions to implement the SRTS program (e.g., training for volunteer walking school bus leaders, training for bicycle train leaders, etc.). | |



PART 6 – AREA CONDITIONS

Select applicable boxes describing the area and complete applicable text fields. Then, upload supporting documentation.

1. Select one box that describes the geographic population size of the project area.

Non-Urban Area with a population of 5,000 or less

Urban Area with a population greater than 5,000 but no more than 50,000

Urban Area with a population greater than 50,000 but no more than 200,000

Urban Area with a population greater than 200,000

2. Is the project within the boundary of an MPO*? If not, select "no", and indicate N/A in the space provided. If so, select "yes", and indicate the MPO in the space provided. (Word limit 5).

Yes No St Lucie Transportation Planning Organization

3. Is the project within the boundary of a Transportation Management Area (TMA)? If not, select "no", and indicate N/A in the space provided. If so, select "yes", and indicate the TMA in the space provided. (Word limit 5).

Yes No Port St. Lucie TMA

4. Is the project within a Rural Economic Development Initiative (REDI) community or designated as a Rural Area of Opportunity (RAO) as defined pursuant to Section 288.0656, F.S.? If not, select "no", and indicate N/A in the space provided. If so, select "yes" and indicate the REDI / RAO in the space provided. (Word limit 5)

Yes No N/A

5. Indicate the United States Congressional District number(s) of the project location. (Word limit 5).

21

6. Will the project address equity by providing benefits to traditionally underserved communities as determined by the U.S. Census? These communities could include low-income residents, minorities, those with limited English proficiency, persons with disabilities, children, or older adults. If not, select "no", and indicate N/A in the space provided. If so, select "yes", and briefly explain how the project improves environmental justice (e.g., disadvantage community access point(s) and destinations the project benefits, median household income, free or reduced priced school meals and how SRTS projects benefit the students, etc.). (Word limit 10).

Yes No N/A

7. Are there transit stops / shelters / support facilities within the project limits? If not, select "no", and indicate N/A in the space provided. If so, select "yes", and indicate the identification number. (Word limit 5).

Yes No N/A

8. Is the project within a high-crash pedestrian corridor (or an area with a history of crashes involving pedestrians)?

Yes No



Part 6 - Area Conditions continued...

9. Is the project within a high-crash bicycle corridor (or an area with a history of crashes involving bicyclists)?

Yes X No

10. Would the project implement a bicycle or pedestrian action plan(s)? If not, select "no", and indicate N/A in the space provided. If so, select "yes", and specify the name of the plan and date of adoption. (Word limit 5).

X Yes No St. Lucie TPO Walk-Bike Network

* Metropolitan / Transportation Planning Organization / Agency (MPO)

REQUIRED UPLOAD: AREA CONDITIONS SUPPORTING DOCUMENTATION (e.g., excerpt pages from adopted plans or studies, maps illustrating transit facilities and connectivity to the improvement, short statement of support with a signature of the school official and their contact information for SRTS projects, median household income by census tract for community benefiting, collision heat maps / crash data for area surrounding project limits, etc.).

PART 7 – PUBLIC INVOLVEMENT

Public involvement, engagement, and collaboration is a key component of the federal project development process and must be conducted in accordance with applicable rules and regulations in the event the project is selected for funding. Indicate which of the following are applicable (Select all that apply). Complete the text field or indicate N/A in the space provided. Then, upload supporting documentation.

1. Does the greater community support the project, as demonstrated by recently adopted proclamations or resolutions expressing commitment and public engagement? If "yes", explain the engagement and how the concept evolved based on public involvement. Indicate the resolution number, adoption date, and participating parties in the space provided. If "no", indicate N/A in the space provided. (Word limit 10).

X Yes No St. Lucie TPO Certification of Public Outreach

2. Was the project discussed at a regularly scheduled meeting of an advisory board of an appointed group of citizens, such as bicycle pedestrian advisory groups or similar committee that provides support toward the project? If "yes", provide meeting information, including the date and type of advisory board meeting, and the input received. If "no", indicate N/A in the space provided. (Word limit 10).

X Yes No TPO Citizens Advisory Comm. - 3/19/24, TPO Bicycle-Pedestrian Advisory Comm. - 3/21/24

3. Was there an advertised public meeting to discuss the project? If "yes", provide a brief description, including the input received, how the concept evolved based on public involvement, date, and type of meeting. If "no", indicate N/A in the space provided. (Word limit 10).

Do recent community surveys indicate both need and support for the project and stakeholders will

X Yes No CAC - 3/19/24; TAC - 3/19/24; BPAC - 3/21/24; TPO Board - 4/3/24

continue to be engaged in the implementation of the project? If "yes", briefly explain. If "no", indicate N/A in the space provided. (Word limit 10).

X Yes No Through the TPO's Continuing, Comprehensive, and Cooperative (3-C) Process

REQUIRED UPLOAD: PUBLIC INVOLVEMENT SUPPORTING DOCUMENTATION (e.g., resolution, proclamation, regularly scheduled meeting agenda and minutes, public meeting advertisement, community survey, letters of support, etc.).



PART 8 – CONCURRENCY / CONSISTENCY

Is the project consistent with the applicable comprehensive plan(s), transportation plan(s), capital improvement plan(s), and / or the long-term management plan(s)? [Note: Board of County Commissioners functions as MPO in nonmetropolitan areas (Section 339.135(4)(c)1, F.S.)]. If not, select "no", and indicate N/A in the space provided. If so, select "yes", and use the text field to explain consistency, include MPO prioritization number. If a modification is required, indicate the meeting date for adoption. (Word limit 10).

Yes No TPO Transportation Alternatives List of Priority Projects and 2045 Long Range Transportation Plan

REQUIRED UPLOAD: CONCURRENCY / CONSISTENCY SUPPORTING DOCUMENTATION (e.g., supporting resolution(s), excerpt from comprehensive plan(s), transportation plan(s), capital improvement plan(s), management plan(s), prioritization list, etc.).

PART 9 – ENVIRONMENTAL CONDITIONS

Select the boxes describing the Environmental Conditions. As applicable, complete the text field or indicate N/A in the space provided. Then, upload supporting documentation. Applicants for NI proposals may skip the Environmental Conditions section.

1. Does the project involve lands identified by the Florida Wildlife Corridor Act of 2021 [Section 259.1055, Florida Statutes (F.S.)]?

Yes No N/A

2. Does the project involve state-owned conservation lands? If not, select "no", and indicate N/A in the space provided. If so, select "yes", and indicate the state-owned conservation lands. NOTE: Use of state-owned conservation lands is subject to coordination by the managing entity. (Word limit 5).

Yes No N/A

3. Does a railway facility exist within 1,000 feet of the project limits? If not, select "no", and indicate N/A in the space provided. If so, select "yes", and indicate railway facility. (Word limit 5).

Yes No Florida East Coast Railway

4. Does the project physically cross a railway facility? If not, select "no", and indicate N/A in the space provided. If so, select "yes", and indicate the crossing's railway identification number, and beginning and ending mile points. (Word limit 5).

Yes No N/A

5. Would the project provide lighting at locations with nighttime crashes? If not, select "no", and indicate N/A in the space provided. If so, select "yes", and describe the proposed lighting in the space provided. (Word limit 5).

Yes No N/A

6. Would the project implement an adopted Americans with Disabilities Act (ADA) transition plan? If not, select "no", and indicate N/A in the space provided. If so, select "yes", and describe proposed ADA improvements in the space provided. (Word limit 5).

Yes No N/A



Part 9 - Environmental Conditions continued...

7. **Is an Environmental Assessment for the project complete?** If not, select "no", and indicate N/A in the space provided. If so, select "yes", and describe any specific issues in the space provided. (Word limit 10).

Yes No N/A

8. **Is the project adjacent to locally designated or National Register of Historic Places (NRHP) listed or eligible resources?** If not, select "no", and indicate N/A in the space provided. If so, select "yes", and list resources, indicate if the resources have received Florida Department of State Historic Preservation Grant funds, and explain any preservation agreements, covenants, or easements in the space provided. If applicable, select "unknown". (Word limit 5).

Yes No Unknown N/A

9. **Are there any archaeological sites or Native American sites located within or adjacent to the project boundary?** If not, select "no", and indicate N/A in the space provided. If so, select "yes", and list State Site Number (aka Site File Number) for the sites. If applicable, select "unknown". (Word limit 5).

Yes No Unknown N/A

10. **Are there any parks, recreation areas, or wildlife / waterfowl refuges within or adjacent to the project boundary?** If not, select "no", and indicate N/A in the space provided. If so, select "yes", and list the facilities in the space provided. (Word limit 5).

Yes No N/A

11. **Are there any navigable waterways adjacent to or within the project boundary?** If not, select "no", and indicate N/A in the space provided. If so, select "yes", and list the navigable waterways. (Word limit 5).

Yes No N/A

12. **Are there any wetlands within or adjacent to the project limits?** If not, select "no", and indicate N/A in the space provided. If so, select "yes", and describe in the space provided. Include permit types required and any obtained for the project. (Word limit 5).

Yes No N/A

13. **Is it likely that there are protected / endangered / threatened species and / or critical habitat impacts within the project limits?** If not, select "no", and indicate N/A in the space provided. If so, select "yes", and describe in the space provided. If applicable, select "unknown". (Word limit 5).

Yes No Unknown N/A

14. **Are there any potential contamination / hazardous waste areas within or adjacent to the project limits?** If not, select "no", and indicate N/A in the space provided. If so, select "yes", and describe in the space provided. If applicable, select "unknown". (Word limit 5).

Yes No Unknown N/A

15. **Are there any noise-sensitive areas near the project area?** If not, select "no", and indicate N/A in the space provided. If so, select "yes", and describe in the space provided. If applicable, select "unknown" (Word limit 5).

Yes No Unknown N/A

REQUIRED UPLOAD for Infrastructure (not applicable for NI): ENVIRONMENTAL CONDITIONS SUPPORTING DOCUMENTATION (e.g., labeled photographs on maps depicting conditions, permits, copy of the entire study or environmental assessment, excerpt pages from adopted plans, etc.).



PART 10 – DESIGN / TYPICAL SECTIONS

Select the boxes describing the design status and complete the text fields. Then, upload supporting documentation. Applicants for NI proposals may skip the Design / Typical Section.

1. Are signed and sealed design plans available for this project?

Yes No

2. If design plans are not at 100 percent, or do not meet current standards and / or reflect existing conditions, select the box identifying the status. (Word limit 100).

No design plans 30% design plans 60% design plans 90% design plans

Other:

3. Briefly describe the design status in the space provided. If design is at 100 percent, indicate the date of the plans. (Word limit 100).

After the project is programmed, a design consultant will be retained and utilized to prepare the plans .

REQUIRED UPLOAD for Infrastructure (not applicable for NI): Typical Section(s) depicting existing and proposed features, dimensions, and ROW lines. If there are multiple segments, provide typical sections for each. If available, provide design plans.



PART 11 – OWNERSHIP / ROW STATUS

Select the boxes describing the Ownership / ROW Status and complete applicable text fields. Then, upload supporting documentation. Applicants for NI proposals may skip the Ownership / ROW Status section.

1. Is ROW acquisition, defined as obtaining property not currently owned by the Local Agency through any means (e.g., deed, easement, dedication, donation, etc.), necessary to complete this project?

Yes No

2. Explain the ROW status (owned / fee simple, leased / less-than fee, and / or needs) along the project boundary, including when ROW was obtained and how ownership is documented (e.g., plats, deeds, prescriptions, certified surveys, transfers, easements). Provide information for verifying ownership (e.g., book / page number, transfer agreements, dates, etc.). If ROW acquisition is necessary before constructing the proposed project and / or the applicant agency is not the landowner, indicate the necessary coordination with other owners for all fee-simple purchases and / or any less-than fee / lease needs (including temporary construction and / or other easements and / or permits for drainage, railroad, utilities, etc.) necessary to secure ROW certification. Indicate the proposed acquisition timeline, expected funding source, the total number of parcels, type of acquisition, limitations on fund use or availability, and who will acquire and retain ownership of proposed land. (Word limit 150).

The Right-of-Way is owned by St Lucie County as shown on the attached recorded Plats.

REQUIRED UPLOAD for Infrastructure (not applicable for NI): OWNERSHIP / ROW STATUS

SUPPORTING DOCUMENTATION including applicable ROW Certification including ownership verification documenting site control and related landowner supporting documentation. Site control documents must include an adequate legal description of the parcel(s) comprising the project site, such that staff can compare it to the boundary map submitted with the application and evaluate whether there is control of the project site (e.g., ROW Certification, ROW maps, plats, warranty deeds, prescriptions, certified surveys, easements, use agreement, etc.). Maps should clearly show the location of each ownership in relation to the project boundary and / or limits. NOTE: provide map documentation on 8.5" x 11" scale. DO NOT provide reduced copies of original plats and or maps that cannot be read at scale. If applicable, an exhibit visually depicting the new ROW anticipated for the project, together with a spreadsheet providing the tax identification number(s) of each impacted parcel and the approximate size of the new acquisition area for each impacted parcel.



PART 12 – PROJECT IMPLEMENTATION AND COSTS

Complete either the Infrastructure Table Summary with the overall project programming (phases, schedule, and estimated costs for the proposed work) or the NI Cost Narrative Table. Then, upload supporting documentation.

Not all phase types may be eligible for TA funds, and not all areas prioritize all phases. Local agencies are responsible for covering all unanticipated cost increases, including but not limited to price inflation and increases in the cost of construction; account for them using local funds. FDOT does not allow programming TA funds for contingency costs. The local agency must have the ability to pay for non-participating costs (e.g., utility relocation). Chapter 337.14, F.S. prohibits an entity from performing both design services and construction engineering inspection services (CEI) for a project wholly or partially funded by the FDOT and administered by a local government entity.

REQUIRED UPLOAD: PROJECT IMPLEMENTATION AND COSTS SUPPORTING DOCUMENTATION.

- 1) Either provide a detailed engineer cost estimate if the project is designed or if the project has not been designed or is a NI project, provide a detailed opinion of probable costs (including all pay items and a timeline for deliverable). Utilize the FDOT Basis of Estimates Manual to develop a detailed estimate with FDOT pay items for construction phase estimates.
- 2) As applicable, letter from local agency budget office committing local funds to the project.

***** Note: Applications for NI Projects to skip to page 15.*****

Infrastructure Project Phases / Work Types	Select phase(s) included in this request	INFRASTRUCTURE Table Summary						
		Overall Project Programming (Cost Summary and Schedule)						
		Schedule (Month/Year)		Funding sources and costs (\$)				Total Cost Estimate (\$)
		Start (mm/yy)	End (mm/yy)	Federal Funds		Non-Federal / Local Funds		
TA Program (\$)	Other Federal (\$)			Non-TA/ Local Funds (\$)	Other (\$)			
Planning Development (Corridor or Feasibility)								
PD&E								
Preliminary Engineering / Design (PE)	X			115,000				115,000
Environmental Assessment (associated with PE)	X			10,000				10,000
Permits (associated with PE)								
ROW								
Construction	X			735,890		17,540		753,430
CEI	X			150,000				150,000
Other costs (describe)	X					75,343		75,343
Contingency								
Total Infrastructure Project Cost Estimate								1,103,773



TRANSPORTATION ALTERNATIVES PROGRAM CERTIFICATION OF PROJECT SPONSOR

PROJECT NAME: Sunrise Boulevard Sidwalk

LOCATION: Fort Pierce, St Lucie County

PROJECT LIMITS: (from south or west limit) Bell Avenue

(to north or east limit) NSLRWCD Canal 15

By checking the box you agree to do the following:

- Enter into a maintenance agreement with the Florida Department of Transportation (FDOT), as necessary, prior to the design phase.
- Comply with the **Federal Uniform Relocation Assistance and Acquisition Policies Act** for any Right of Way actions required for the project.
- Provide any required funding match, incur any additional expenses beyond the approved project costs in the LAP agreement, and are responsible for any non-participating items (e.g. utility relocations).
- Pursue or retain LAP certification and enter into a LAP agreement with FDOT.
- Comply with NEPA process prior to construction, including any necessary involvement with the State Historic Preservation Officer (SHPO), and other State and/or Federal agencies, prior to construction.

I further certify that the estimated costs included herein are reasonable and agree to follow through on the project once programmed in the FDOT's Work Program. I fully understand that significant increases in these costs could cause the project to be removed from the FDOT's Work Program.

* Signature

George Landry

Name (please type or print)

County Administrator

Title

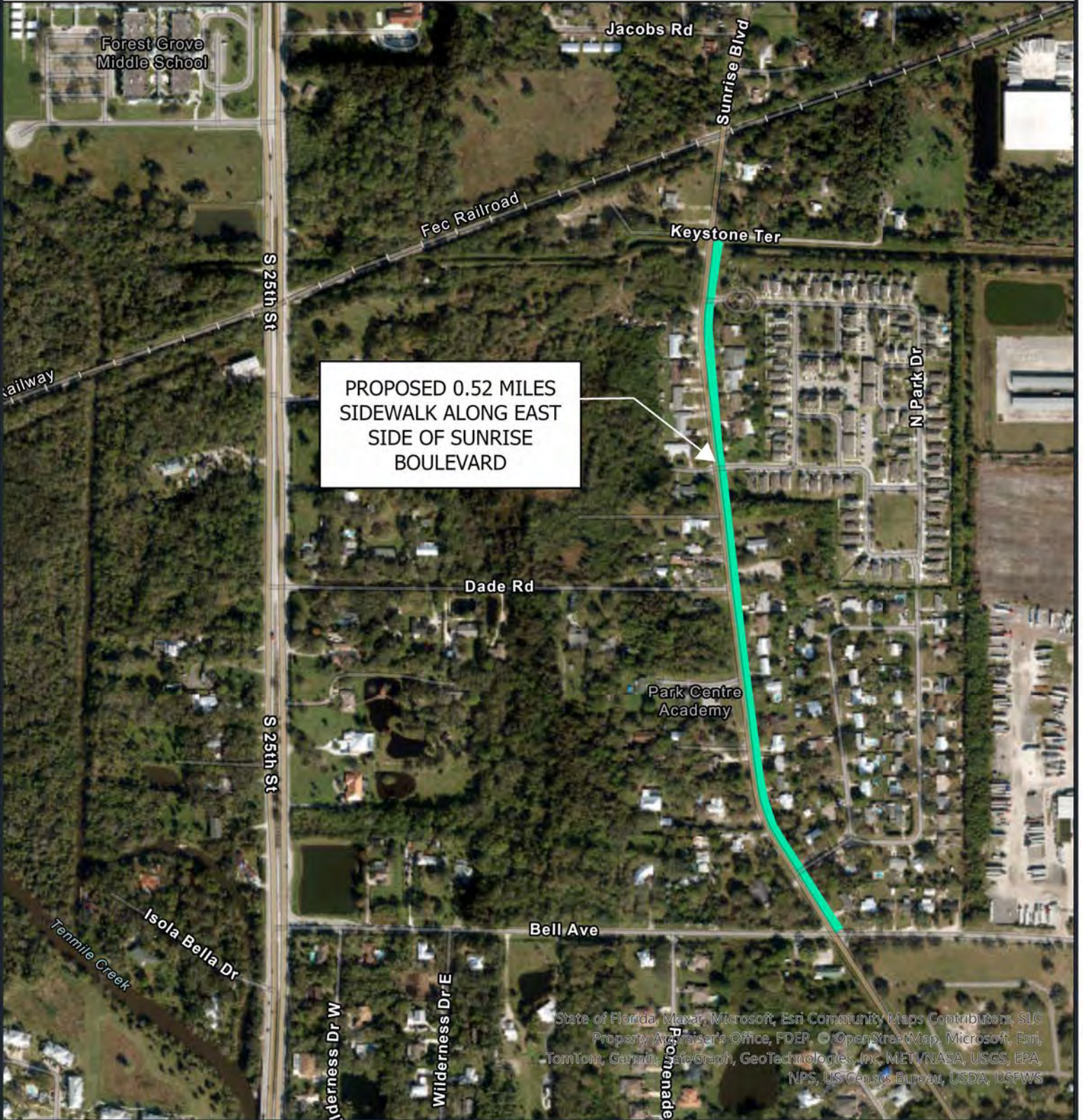
2/29/24

Date

* This should be executed by person who has signatory authority for sponsor and is authorized to obligate services and funds for that entity (generally chairman of the board or council).



SUNRISE BOULEVARD SIDEWALK



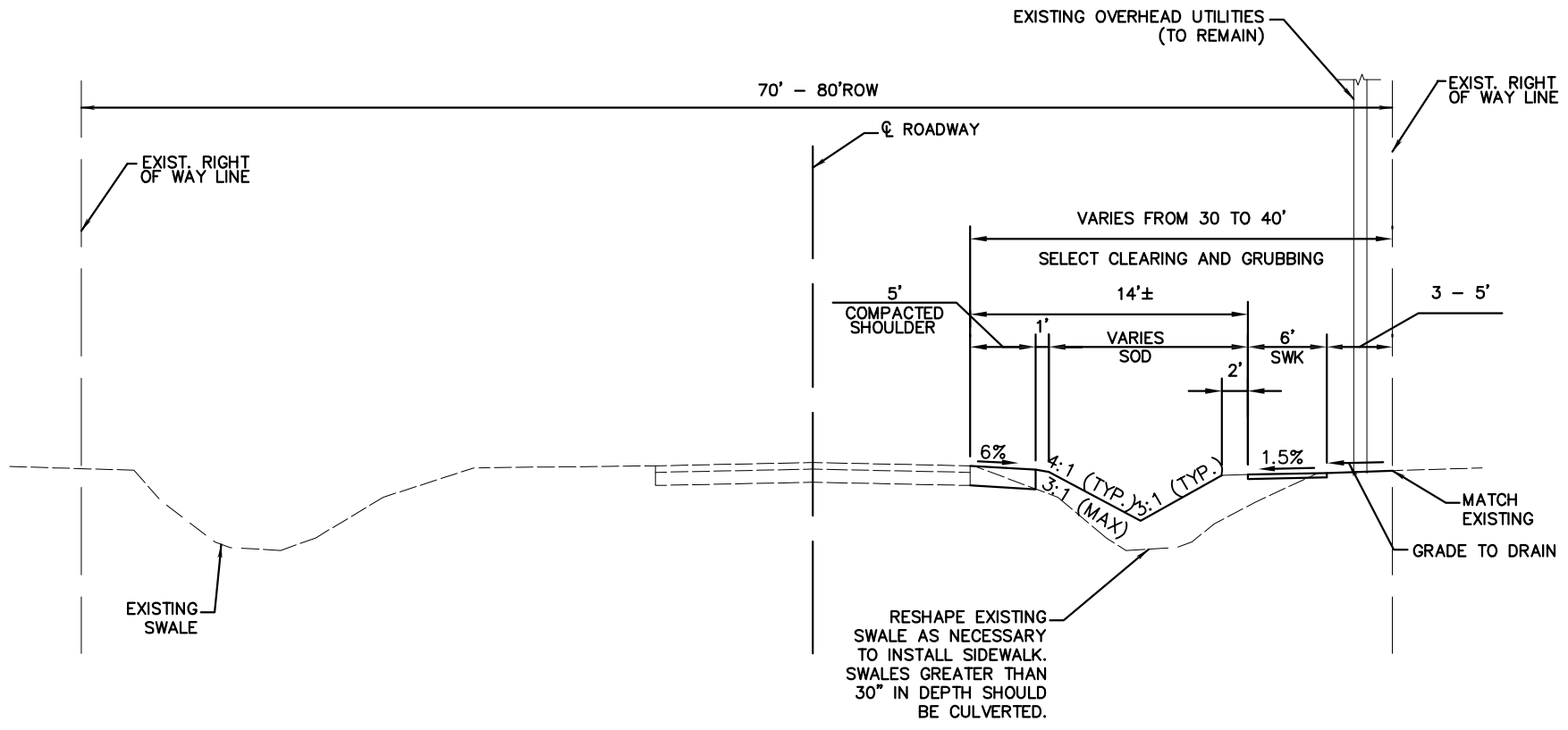
State of Florida, Maxar, Microsoft, Esri Community Maps Contributors, SLIC
 Property Appraiser's Office, FDEP, © OpenStreetMap, Microsoft, Esri,
 TomTom, Garmin, SafeGraph, GeoTechnologies, Inc, MET, NASA, USGS, EPA,
 NPS, US Census Bureau, USDA, USFWS

PROJECT:
SUNRISE BOULEVARD SIDEWALK



BOARD OF COUNTY COMMISSIONERS
 ST. LUCIE COUNTY, FLORIDA
 PUBLIC WORKS DEPARTMENT, ENGINEERING DIVISION
 SURVEY SECTION
 2300 VIRGINIA AVE., FORT PIERCE, FLORIDA, 34982
 TELEPHONE 772-462-1721

REVISIONS		
NO.	DATE	SUBJECT



SUNRISE BOULEVARD SIDEWALK
FROM BELL AVENUE TO NSLWCD CANAL 15
PROPOSED AND EXISTING
TYPICAL SECTION
 NTS

REVISIONS	
NO.	DATE

BOARD OF COUNTY COMMISSIONERS
 ST. LUCIE COUNTY, FLORIDA
 PUBLIC WORKS DEPARTMENT, ENGINEERING DIVISION
 SURVEY SECTION
 2300 VIRGINIA AVE., FORT PIERCE, FLORIDA, 34982
 TELEPHONE 772-462-1721



THIS IS NOT A SURVEY
 SECTION 34
 TOWNSHIP 36 SOUTH
 RANGE 40 EAST
 ST. LUCIE COUNTY,
 FLORIDA

PROJECT:
 SUNRISE BOULEVARD
 SIDEWALK

SHEET NO.
 1 OF 1

Transportation Alternatives Set-Aside (TA)

ENGINEER'S COST ESTIMATE
Financial Management Number (if applicable):
Project Description:

Items		TA Eligible				Other Funds (must include all TA ineligible items)					TOTAL	
Pay Item Number*	Pay Item Description*	Quantity	Unit	Engineer's Unit Cost	Engineer's Subtotal Cost (TA funds)	Quantity	Unit	Engineer's Unit Cost	Engineer's Subtotal Cost (other funds)	Source(s) of Match	Total Quantity	Total Engineer's Cost
101-1A	Mobilization/ Demobilization	1	LS	\$ 75,000.00	\$ 75,000.00				\$ -		1	\$ 75,000.00
102-1A	Maintenance of Traffic	1	LS	\$ 50,000.00	\$ 50,000.00				\$ -		1	\$ 50,000.00
104-2A	Prevention, Control & Abatement of Erosion & Water Pollution	1	LS	\$ 25,000.00	\$ 25,000.00				\$ -		1	\$ 25,000.00
110-1-1	Clearing and Grubbing	1.5	AC	\$ 50,000.00	\$ 75,000.00				\$ -		1.5	\$ 75,000.00
110-7-1A	Mailbox (Remove, Protect, & Reset)	18	EA	\$ 310.00	\$ 5,580.00				\$ -		18	\$ 5,580.00
120-1	Regular Excavation	500	CY	\$ 15.00	\$ 7,500.00				\$ -		500	\$ 7,500.00
120-6	Embankment	200	CY	\$ 23.00	\$ 4,600.00				\$ -		200	\$ 4,600.00
199-1A	Construction Layout and Record Drawings				\$ -	1	LS	\$ 12,540.00	\$ 12,540.00		1	\$ 12,540.00
285-718A	Cemented Coquina Base (LBR 100) (18')	1200	SY	\$ 27.00	\$ 32,400.00						1200	\$ 32,400.00
334-1-13A	Superpave Asphaltic Concrete (Traffic C) (SP-12.5) (1.5")	99	TN	\$ 150.00	\$ 14,850.00						99	\$ 14,850.00
334-1-13B	Superpave Asphaltic Concrete (Traffic C) (SP-12.5) (1.0")	66	TN	\$ 150.00	\$ 9,900.00						66	\$ 9,900.00
425-1A	Inlets & Manholes (<10')	15	EA	\$ 5,000.00	\$ 75,000.00						15	\$ 75,000.00
430-174A	Pipe Culvert (18" to 36" RCP)	2700	LF	\$ 54.00	\$ 145,800.00						2700	\$ 145,800.00
522-1	6' Concrete Sidewalk, 4" Thick, 3000 PSI	1890	SY	\$ 44.00	\$ 83,160.00				\$ -		1890	\$ 83,160.00
522-2	6' Concrete Sidewalk, 6" Thick, 3000 PSI	2000	SY	\$ 51.00	\$ 102,000.00				\$ -		2000	\$ 102,000.00
570-1-2	Performance Turf, Sod	6000	SY	\$ 4.00	\$ 24,000.00				\$ -		6000	\$ 24,000.00
700-1-1A	Signs, Remove/Relocate/Reset	8	AS	\$ 200.00	\$ 1,600.00				\$ -		8	\$ 1,600.00
711-11A	Thermoplastic Pavement Markings	1	LS	\$ 4,500.00	\$ 4,500.00				\$ -		1	\$ 4,500.00
999-1	Utility Coordination				\$ -	1	LS	\$ 5,000.00	\$ 5,000.00		1	\$ 5,000.00
TA Eligible Costs / TA Funds Requested (not funded through other sources)					\$ 735,890.00	Other Funds (must include TA Ineligible Costs)			\$ 17,540.00		Subtotal	\$ 753,430.00
Design Cost					\$ 125,000.00							\$ 125,000.00
CEI Cost					\$ 150,000.00							\$ 150,000.00
CONTINGENCY (REQUIRED)		Contingency is not a FHWA Participating Item							\$ 75,343.00			\$ 75,343.00
Total Cost Estimate					\$ 1,010,890.00				\$ 92,883.00			\$ 1,103,773.00

A reasonable estimate of project costs is required. Projects must follow appropriate design criteria and meet Americans with Disabilities Act requirements. Projects on the State Highway System, and "on-system" (on FDOT land), and Critical Projects shall utilize FDOT pay items numbers and descriptions. FDOT'S AWARD OF FUNDING TO THE APPLICANT'S PROJECT DOES NOT CONSTITUTE ACCEPTANCE OF PARTICIPATING VS. NON-PARTICIPATING ITEMS IDENTIFIED IN THIS COST ESTIMATE. Funding pay items and eligibility will be discussed during project development.

Examples of Non-participating items:

Mowing, litter removal, optional services; video inspection; utility directional bore / utility agency owner directional bores; Utility work, including but not limited to valve adjustments, utility relocations, power pole relocations, Contingency

Other elements may be non-participating, the ones listed above are non-participating commonly used pay items.

If you have questions regarding an eligible or non-participating item, District representatives may be contacted for guidance.


References:

Prepared by:

Edmund Bas, P.E.
Name:

Reviewed by:

Daniel Zrallack, P.E.
Name:

PE Number:  74574

Signature:

Signature:

2/23/2024
Date:

2/23/2024
Date:



AGENDA ITEM SUMMARY

Board/Committee:	Citizens Advisory Committee (CAC)
Meeting Date:	March 19, 2024
Item Number:	6b
Item Title:	FY 2024/25 – FY 2025/26 Unified Planning Work Program (UPWP)
Item Origination:	Federal and State requirements and FY 2022/23–FY 2023/24 UPWP
UPWP Reference:	Task 1.2 – UPWP Development
Requested Action:	Review and recommend adoption of the draft UPWP, recommend adoption with conditions, or do not recommend adoption.
Staff Recommendation:	Because the comments received from the TPO Board, the Advisory Committees, and the public have been incorporated into the draft UPWP and the UPWP tasks, projects, and activities are consistent with the TPO planning priorities, it is recommended that the draft UPWP be recommended for adoption by the TPO Board.

Attachments

- Staff Report
- Draft FY 2024/25 – FY 2025/26 UPWP



Coco Vista Centre
 466 SW Port St. Lucie Blvd, Suite 111
 Port St. Lucie, Florida 34953
 772-462-1593 www.stlucietpo.org

MEMORANDUM

TO: Citizens Advisory Committee (CAC)

THROUGH: Peter Buchwald
 Executive Director

FROM: Marceia Lathou
 Transit Program Manager

DATE: March 12, 2024

SUBJECT: FY 2024/25 – FY 2025/26 Unified Planning Work Program (UPWP)

BACKGROUND

The Unified Planning Work Program (UPWP) is the two-year program of transportation planning activities supported by State and Federal funds undertaken by the TPO. The UPWP includes a description of the planning work and resulting products, who will perform the work, timeframes for completion, costs, and funding sources. The UPWP serves as the foundational document for carrying out the continuing, cooperative, and comprehensive transportation planning process within the TPO area.

The UPWP is required for the TPO to receive funding from the Federal Highway Administration (FHWA), the Federal Transit Administration (FTA), the Florida Commission for the Transportation Disadvantaged (FCTD), and the Florida Department of Transportation (FDOT).

Planning projects are included in the UPWP based on TPO priorities, the need to satisfy State/Federal requirements, and funding constraints. Projects may involve any aspect of surface and air transportation, including roadways, transit, bicycle/pedestrian, advanced air mobility (AAM) and the needs of the transportation disadvantaged.

The current UPWP for FY 2022/23 – FY 2023/24 ends on June 30, 2024. Therefore, the draft UPWP for FY 2024/25 – FY 2025/26 has been developed for review and adoption.

ANALYSIS

A Call for UPWP Projects was initiated in the fall of 2023 which included an initial discussion of the FY 2024/25 – FY 2025/26 UPWP with the TPO Advisory Committees at their November meetings and with the TPO Board at its December meeting. The discussion consisted of the identification and discussion of the planning priorities, tasks, projects, and activities that should comprise the proposed UPWP. The Call for UPWP Projects also was announced to the public through social media, discussions at meetings such as the Local Coordinating Board for the Transportation Disadvantaged (LCB), and at public outreach events.

The Call for UPWP Projects resulted in project ideas which are included in the draft FY 2024/25 – FY 2025/26 UPWP. In addition to the recurring projects and efforts in the UPWP such as performance target setting and measurement, annual development of the List of Priority Projects and the Transportation Improvement Program, annual collection of the traffic counts for the TPO area, and Regional and Intergovernmental Planning Coordination, the following projects in the UPWP are proposed:

- **Public Participation Plan (PPP) Major Update:** A major update to the TPO's PPP which includes reviews of the goals, objectives, and strategies regarding public participation. This update also will identify new opportunities to enhance the public's role in transportation decision-making and assist in the implementation of the TPO's Title VI Program.
- **2050 Long Range Transportation Plan (LRTP) Update:** An update to the TPO's LRTP to the horizon year of 2050. The 2050 LRTP Update will reimagine mobility and describe how the multimodal transportation system of the TPO area will evolve over the next 25 years and meet the TPO's transportation goals while prioritizing transportation projects for Federal and State funding.
- **Mobility Data:** As part of the 2050 LRTP Update, exploration and procurement of new sources of mobility data such as travel speeds, times, and reliability and vehicle volumes from mobile devices. The data also will assist in implementing the recommendations of the TPO's Sustainable Transportation Plan, Electric Vehicle Charging Station Plan, Transportation Connectivity Study, etc.
- **Vehicle Sharing Study:** Analysis of the methods to provide residents and visitors with short-term access to automobiles. Vehicle sharing, a first-last mile option at mobility hubs, would support recommendations in the TPO's Sustainable Transportation Plan. A recent Cornell

University study revealed a reduction of 15 personal vehicles for every sharing vehicle. Therefore, vehicle sharing also could support recommendations in the TPO's Carbon Reduction Strategy and Congestion Management Process (CMP).

- **Autonomous Vehicle (AV) Study Update:** A status report on the latest self-driving vehicle trends. Because the nationwide focus has shifted to robo-taxis and autonomous freight movement, this report will support recommendations in the TPO's Sustainable Transportation Plan, Advanced Air Mobility Study Phase 2, CMP, etc.
- **Electric Bicycle Study:** As electric bicycles become more affordable and compete with pedestrians and traditional bicycles for limited public right-of-way space, potential conflicts will increase. This study will identify enhancements to the TPO's Walk-Bike Network to make it safer for all users.
- **Oxbow Eco-Center Pedestrian Link:** Feasibility study of a pedestrian link between the Oxbow Eco-Center and the County's preserves on the eastern side of the St. Lucie River.
- **U.S. 1 Corridor Congestion:** As part of the 2025 Traffic Count Program, an in-depth analysis of the traffic congestion and identification of strategies to reduce it on U.S. Highway 1 south of Crosstown Parkway to the Martin County line.
- **Update Graphics Display Panels:** Development of safety graphics to replace the two display panels in the Boardroom.

The draft UPWP will be submitted to FDOT, FHWA, and FTA for their review and comment, and the public comment period will be initiated. The TPO Board will review the draft UPWP at its April meeting.

RECOMMENDATION

Because the comments received from the TPO Board, the Advisory Committees, and the public have been incorporated into the draft UPWP and the UPWP tasks, projects, and activities are consistent with the TPO planning priorities, it is recommended that the draft UPWP be recommended for adoption by the TPO Board.



Coco Vista Centre
 466 SW Port St. Lucie Blvd, Suite 111
 Port St. Lucie, Florida 34953
 772-462-1593 www.stlucietpo.org

Unified Planning Work Program (UPWP)

Performance-Based Planning and Programming

FY 2024/25– FY 2025/26
 (July 1, 2024 - June 30, 2026)

Catalog of Federal Domestic Assistance (CFDA) Numbers:
 20.205 - Highway Planning and Construction
 20.505 - Federal Transit Technical Studies Grant (Metropolitan Planning)

Funding for this Planning Work Program Provided By:
 Federal Highway Administration
 Federal Transit Administration
 Florida Department of Transportation
 Florida Commission for the Transportation Disadvantaged

Federal Aid Project Number: 0311-060-M
 Financial Project Numbers: 439326-5-14-01 & 439326-5-14-02
 FAC Number: Z450

Adopted on April 3, 2024

 Chris Dzadoovsky, Chairman

ACKNOWLEDGMENT: The preparation of the UPWP has been funded in part through grants from the Federal Highway Administration and Federal Transit Administration of the U.S. Department of Transportation (USDOT), under the Metropolitan Planning Program of the U.S. Code (Title 23, Section 104f). The contents of this report do not necessarily reflect the official views or policy of the USDOT.

TITLE VI STATEMENT: The St. Lucie TPO satisfies the requirements of various nondiscrimination laws and regulations including Title VI of the Civil Rights Act of 1964. Public participation is welcome without regard to race, color, national origin, age, sex, religion, disability, income, or family status. Persons wishing to express their concerns about nondiscrimination should contact Marceia Lathou, the Title VI/ADA Coordinator of the St. Lucie TPO, at 772-462-1593 or via email at lathoum@stlucieco.org.

Kreyòl Aysisyen: Si ou ta renmen resewva enfòmasyon sa a nan lang Kreyòl Aysisyen, tanpri rele nimewo 772-462-1593.

Español: Si usted desea recibir esta información en español, por favor llame al 772-462-1593.



TABLE OF CONTENTS

<u>SECTION</u>	<u>PAGE</u>
I. INTRODUCTION.....	1
II. ORGANIZATION AND MANAGEMENT.....	7
III. WORK PROGRAM ELEMENTS AND TASKS.....	12
ELEMENT 1: PROGRAM ADMINISTRATION.....	13
Task 1.1 Program Management.....	14
Task 1.2 UPWP Development.....	17
ELEMENT 2: MODELING, GIS, DATA MANAGEMENT, AND PERFORMANCE MEASUREMENT.....	19
Task 2.1 Travel Demand Modeling.....	20
Task 2.2 GIS and Data Management.....	22
Task 2.3 Traffic Count Program Management.....	24
Task 2.4 Performance Measurement and Target Setting.....	26
ELEMENT 3: RECURRING AND SYSTEMS AND PROJECT PLANNING.....	28
Task 3.1 Long Range Transportation Planning.....	29
Task 3.2 Transit Planning.....	31
Task 3.3 Transportation Improvement Program (TIP).....	33
Task 3.4 Congestion Management Process (CMP).....	35
Task 3.5 Bicycle-Pedestrian/Complete Streets Planning.....	37
Task 3.6 Freight Planning.....	39
Task 3.7 Safety and Security Planning.....	41
Task 3.8 Transportation Disadvantaged (TD) Program.....	43
Task 3.9 Environmental Planning.....	45
Task 3.10 Automated/Connected/Electric/Shared-Use (ACES) Vehicles Planning.....	47
ELEMENT 4: REGIONAL AND INTERGOVERNMENTAL PLANNING AND COORDINATION.....	49
Task 4.1 Models of Regional Planning Cooperation.....	50
Task 4.2 Intergovernmental Planning and Coordination.....	52
ELEMENT 5: PUBLIC PARTICIPATION, EDUCATION & OUTREACH.....	54
Task 5.1 Public Participation, Education & Outreach.....	55
IV. SUMMARY BUDGET TABLES.....	57
TABLE 1 Work Task Summary.....	58
TABLE 2 Revenues (FY 2024/25).....	60
TABLE 3 Revenues (FY 2025/26).....	61
TABLE 4 Agency Participation (FY 2024/25).....	62
TABLE 5 Agency Participation (FY 2025/26).....	63
TABLE 6 Funding Sources (FY 2024/25).....	64
TABLE 7 Funding Sources (FY 2025/26).....	65

APPENDICES

- APPENDIX A – ACRONYM LIST
- APPENDIX B – EXAMPLE PUBLIC COMMENT NOTICE
- APPENDIX C – SUMMARY OF PUBLIC COMMENTS
- APPENDIX D – USDOT PLANNING EMPHASIS AREAS, FDOT STATEWIDE PLANNING EMPHASIS AREAS AND FDOT DISTRICT 4 PLANNING ACTIVITIES
- APPENDIX E – STATEMENTS AND ASSURANCES

I. INTRODUCTION

Definition of the Unified Planning Work Program (UPWP)

In accordance with Federal Regulations 23 CFR 450 and Florida Statute 339.175(9), the UPWP for the St. Lucie Transportation Planning Organization (TPO) identifies the transportation planning budget, the priorities to be carried out, and the activities to be undertaken in the Metropolitan Planning Area (MPA) in fiscal years 2024/25 and 2025/26. The UPWP is developed based upon State and Federal regulations, Chapter 3 of the Florida Department of Transportation (FDOT) Metropolitan Planning Organization (MPO) Program Management Handbook, local needs, public input, and those activities required to ensure that a continuing, cooperative and comprehensive (3-C) approach to transportation planning is conducted.

The document is required for the TPO to receive Federal Highway Administration (FHWA), Federal Transit Administration (FTA), Florida Commission for the Transportation Disadvantaged (FCTD), and FDOT funds. At a minimum, the UPWP is required to include a description of the planning work and resulting products, the entities that will perform the work, time frames for completing the work, the cost of the work, and the sources of funds to support the work.

An Acronym List is provided in Appendix A.

Prior Efforts

A sampling of the activities conducted, the efforts performed, and the end products accomplished by the St. Lucie TPO during FY 2022/23 – FY 2023/24 includes the following:

Program Management

Legislative Priorities for 2023 and 2024
2023 and 2024 Annual Joint Certification Reviews

Travel Demand Modeling

TCRPM 2045 TAZ and Model Updates
TCRPM6 Development and Support

GIS and Data Management

Community Profile Updates

Traffic Count Management Program

Traffic Counts and Level of Service Reports for 2023 and 2024

Performance Measurement and Target Setting

Performance Targets Setting for 2023 and 2024

Long Range Transportation Plan (LRTP)

SmartMoves 2045 LRTP amendments and implementation
SmartMoves 2045 LRTP Performance Reports for 2023 and 2024
Airport Connector Corridor Alignment Study

Transit (Bus and Rail Operations) Planning

Fort Pierce Passenger Rail Station Planning
Transit Development Plan Major Update
Technical Assistance to Transit Agencies

Transportation Improvement Program (TIP)
 Transportation Alternatives Program (TAP) Administration
 Interactive TIP for FY 2023/24 – FY 2027/28 TIP
 List of Priority Projects (LOPP) for 2022/23 and 2023/24
 FDOT Work Program Review for FY 2023/24 – FY 2027/28 and FY 2024/25 – FY 2028/29
 Annual Publications of Obligated Federal Projects

Congestion Management Process (CMP)
 2022 and 2023 CMP Annual Reports
 CMP Major Update
 Special Events Congestion Management and Parking Plan (SECMAPP)

Bicycle-Pedestrian/Complete Streets Planning
 St. Lucie Walk-Bike Network Update
 East Coast Greenway/Florida SUN Trail Implementation
 SUN Trail Network Port of Fort Pierce Overpass Connector Feasibility Study

Safety and Security Planning
 Spot Speed Studies
 Midway Road Safety Study
 Security and Safety Issue Identification
 Treasure Coast Community Traffic Safety Team Support
 Continuity of Operations Plan (COOP) Activation and Management

Transportation Disadvantaged (TD) Program
 Transportation Disadvantaged Service Plan (TDSP)
 TDSP Annual Update
 Community Transportation Coordinator (CTC) Redesignation and Evaluation
 Local Coordinating Board for the Transportation Disadvantaged (LCB) Support

Freight Planning
 St. Lucie Freight Network Update
 Advanced Air Mobility Study Phase II

Environmental Planning
 Carbon Reduction Strategy
 Transportation Asset/Service Vulnerability Assessment Update

Automated/Connected/Electric/Shared-Use (ACES) Vehicles Planning
 Electric Vehicle Charging Station Plan Update
 Sustainable Transportation Plan

Regional Planning and Coordination
 2045 Treasure Coast RL RTP
 Treasure Coast Transportation Council Support
 Transportation Regional Incentive Program (TRIP) Administration

Intergovernmental Planning and Coordination
 Treasure Coast Scenic Highway Committee Support (TCSHC)

Public Involvement, Education & Outreach
 Title VI Plan Major Update
 Regional Bus Survey
 Annual Evaluations and Updates of the Public Participation Plan

Additional activities conducted during FY 2022/23 – FY 2023/24 are summarized within the individual works tasks in Section III of the FY 2022/23 – FY 2023/24 UPWP.

Carryover Activities

No activities were carried over from the FY 2022/23 – FY 2023/24 UPWP.

Planning Priorities

The planning priorities to be addressed in FY 2024/25 and FY 2025/26 include:

- Project Advancement: Support the local agencies in advancing the implementation of projects in the 2050 LRTP, 2050 RL RTP, and TIP
- Previous Planning Efforts: Build upon and/or implement the results of previous UPWP planning efforts
- Safety and Security: Provide for the consideration and implementation of projects, strategies, and services that increase the safety and security of the transportation system
- Performance-Based Multimodal Planning and Programming: Continue to perform performance-based multimodal planning which increases mobility options and ensures the most efficient investment of federal transportation funds by linking investment priorities to the achievement of adopted targets
- Alternative Transportation Facilities: Support the development and implementation of alternative transportation facilities including sidewalks, bike paths/lanes, and transit, port, airport and ACES infrastructure
- Regional Efforts: Build upon previous efforts and identify new opportunities for regional coordination and collaboration
- Public Involvement and Education: Continue to enhance public involvement and education
- Livability and Sustainability: Enhance the livability and sustainability of the local communities
- Transportation Demand Management: Support efficient travel behaviors

Through the tasks and activities represented in this UPWP, the TPO will continue to apply its priorities in a 3-C manner to assist in addressing local needs.

Consolidated Planning Grant (CPG)

FDOT and the TPO participate in the CPG which enables FDOT, in cooperation with the **TPO, FHWA, and FTA, to annually consolidate Florida's FHWA PL and FTA 5305(d)** metropolitan planning fund allocations into a single grant that is administered by the FHWA Florida Division. These funds are annually apportioned to FDOT as the direct recipient and suballocated to the TPO by FDOT utilizing formulas approved by the Florida MPOs, FDOT, FHWA, and FTA in accordance with 23 CFR 420.109 and 49 U.S.C. Chapter 53

State Match for PL (CPG) and SU/Surface Transportation Block Grant (STBG) Funds

FDOT provides a percentage (18.07 percent) matching share for PL (CPG) and SU (STBG) funds utilized by the TPO. As permitted by 23 CFR 120(j) and FTA C 8100.1D, the match involves the use of Florida toll revenue credits, also known as Transportation Development Credits, **as a "soft-match"**, also known as a non-cash match, toward the non-federal matching share of PL (CPG) and SU (STBG) funds.

Section 120 of Title 23, U.S.C., permits a state to use certain toll revenue expenditures as a credit toward the non-federal matching share of all programs authorized by Title 23, (with the exception of Emergency Relief Programs) and for transit programs authorized by Chapter 53 of Title 49, U.S.C. This is in essence a "soft-match" provision that allows the federal share to be increased up to 100% to the extent credits are available.

The "soft match" amounts being utilized to match the PL (CPG) and SU (STBG) funding in the UPWP are calculated by dividing the Federal PL (CPG) and SU (STBG) participation (also known as the total UPWP expenses) for each fiscal year by 4.534 and are identified as follows:

<u>Year</u>	<u>PL (CPG) Match</u>	<u>SU (STBG) Match</u>
FY 2024/25	\$204,714	\$88,222
FY 2025/26	\$216,053	\$88,222

Agency Involvement in the Development of the UPWP

The UPWP is developed in cooperation with the member agencies of the TPO (Fort Pierce, Port St. Lucie, St. Lucie County, St. Lucie Public Schools, and a transit representative (St. Lucie Village is represented by St. Lucie County)). In addition, the UPWP is developed in consultation with FHWA, FTA, FDOT, FCTD, the Federal Aviation Administration (FAA), and federal land management agencies. The UPWP is approved by the TPO Board and the appropriate State and Federal agencies. In addition, the St. Lucie TPO coordinates the UPWP with the Martin and Indian River MPOs.

Public Involvement in the Development of the UPWP

The TPO uses the principles of environmental justice in the preparation of the UPWP and is responsive to Title VI of the Civil Rights Act of 1964 as well as other Federal requirements including the Infrastructure Investment and Jobs Act, commonly known as the Bipartisan Infrastructure Law (BIL). The draft UPWP is made readily available for public review through the TPO website, the TAC, CAC, BPAC, and LCB, an open public comment period, social media, and other means. An Example Public Comment Notice is provided in Appendix B.

The TAC, CAC, BPAC, and LCB responded to a Call for UPWP projects at their respective meetings in November 2023. The TAC, CAC and BPAC reviewed the draft UPWP at their meetings in March 2024. Recommendations regarding UPWP projects, activities, and priorities from the TAC, CAC, BPAC, and LCB and the general public are provided to the TPO Board. The broad range of input is reflected in the UPWP and other planning documents to be developed through the UPWP. A summary of the comments received and their incorporation into the UPWP is provided in Appendix C.

In addition, TPO staff coordinate with local government media specialists to continue taping and airing TPO meetings, where the UPWP is discussed and considered, on local government and public access television channels. TPO meeting broadcasts are available for viewing via a link from the TPO website and are closed-captioned for the hearing impaired.

Consistency with Other Plans

The UPWP is developed to be consistent with all applicable plans, including the growth management plans of the local governments within the MPA. The UPWP work products and tasks are designed to assist local governments by providing resources, such as data

and maps, that can be utilized in the comprehensive planning process. The TPO staff will contribute to and support local and state government planning efforts through the individual work tasks included in the UPWP. In addition, coordination and support will be continued through the TAC, CAC, BPAC, and LCB.

Planning Factors and Task Matrix

Federal regulations require that the metropolitan transportation planning process shall be continuous, cooperative, and comprehensive, and provide for consideration and implementation of projects, strategies, and services that will address the following factors identified in 23 CFR 450.306(b):

1. Support the economic vitality of the metropolitan area, especially by enabling global competitiveness, productivity, and efficiency;
2. Increase the safety of the transportation system for motorized and non-motorized users;
3. Increase the security of the transportation system for motorized and non-motorized users;
4. Increase accessibility and mobility of people and freight;
5. Protect and enhance the environment, promote energy conservation, improve the quality of life, and promote consistency between transportation improvements and State and local planned growth and economic development patterns;
6. Enhance the integration and connectivity of the transportation system, across and between modes, for people and freight;
7. Promote efficient system management and operation;
8. Emphasize the preservation of the existing transportation system;
9. Improve the resiliency and reliability of the transportation system and reduce or mitigate stormwater impacts of surface transportation; and
10. Enhance travel and tourism.

The inclusion of the Federal planning factors in the UPWP and in the metropolitan planning process is demonstrated using the following matrix with an "x" in the box denoting that the UPWP task addresses the planning factor:

Work Element Tasks	Federal Planning Factors									
	1	2	3	4	5	6	7	8	9	10
1.1 Program Management	X	X	X	X	X	X	X	X	X	X
1.2 UPWP Development	X	X	X	X	X	X	X	X	X	X
2.1 Travel Demand Modeling		X	X	X	X		X		X	
2.2 GIS and Data Management		X	X	X	X		X		X	
2.3 Traffic Count Program Management	X	X		X	X		X		X	
2.4 Performance Measurement and Target Setting	X	X	X	X	X	X	X	X	X	X
3.1 Long Range Transportation Planning	X	X	X	X	X	X	X	X	X	X
3.2 Transit Planning	X	X	X	X	X	X	X	X	X	X
3.3 Transportation Improvement Program (TIP)	X	X	X	X	X	X	X	X	X	X
3.4 Congestion Management Process (CMP)	X	X	X	X	X		X	X	X	X
3.5 Bicycle-Pedestrian/Complete Streets Planning	X	X		X	X	X	X	X	X	X
3.6 Freight Planning	X	X	X	X	X	X	X	X	X	
3.7 Safety and Security Planning		X	X						X	X
3.8 Transportation Disadvantaged (TD) Program	X	X		X	X	X	X		X	X
3.9 Environmental Planning	X	X	X	X	X	X	X	X	X	X
3.10 Automated/Connected/Electric/Shared-Use (ACES) Vehicles Planning	X	X	X	X	X	X	X	X	X	X



Work Element Tasks	Federal Planning Factors									
	1	2	3	4	5	6	7	8	9	10
4.1 Models of Regional Planning Cooperation	X	X	X	X	X	X	X	X	X	X
4.2 Intergovernmental Planning and Coordination	X	X	X	X	X	X	X	X	X	X
5.1 Public Participation, Education & Outreach	X	X	X	X	X	X	X	X	X	X

USDOT Planning Emphasis Areas, FDOT Statewide Planning Emphasis Areas, and FDOT District 4 Planning Activities

In addition to incorporating the previously-summarized Federal Planning Factors, the **TPO’s UPWP incorporates the USDOT Planning Emphasis Areas**. These areas have included Tackling the Climate Crisis – Transition to a Clean Energy, Resilient Future, Equity and Justice40 in Transportation Planning, Complete Streets, Public Involvement, Strategic Highway Network (STRAHNET)/U.S. Department of Defense (DOD) Coordination, Federal Land Management Agency (FLMA) Coordination, Planning and Environment Linkages (PEL), and Data in Transportation Planning. While several UPWP tasks advance these emphasis areas, UPWP Tasks 2.2, 3.5, 3.9, 4.2, and 5.1 are dedicated to Data, Complete Streets, Environmental, Intergovernmental Coordination, and Public Participation respectively.

Past FDOT Statewide Planning Emphasis Areas have also been **incorporated into the TPO’s UPWP** which include Safety, Equity, Resilience, and Emerging Mobility. While several UPWP tasks advance these emphasis areas, UPWP Tasks 3.7, 5.1, 3.9, and 3.10 are dedicated to Safety, Public Participation, Environmental, and ACES Vehicles Planning, respectively.

Similarly, the FDOT District 4 Planning Activities, if any, are **incorporated into the TPO’s UPWP** as appropriate and include the goals of the Florida Transportation Plan (FTP), the USDOT Planning Emphasis Areas, and **the FDOT Secretary’s list of the “vital few” agency emphasis areas**, which are subject to change based on the FDOT Secretary.

The USDOT Planning Emphasis Areas, FDOT Statewide Planning Emphasis Areas, and FDOT District 4 Planning Activities are detailed in Appendix D.

II. ORGANIZATION AND MANAGEMENT

The St. Lucie TPO is the primary agency responsible for transportation planning for the MPA depicted below and was established under the federal requirements of 23 USC 134 for the utilization of federal transportation funds. The Board consists of ten (10) voting members representing the local governments within the MPA, one (1) voting member who represents the transit agency in the MPA, one (1) voting member who represents the St. Lucie Public Schools Board, and a non-voting advisor from FDOT. The voting membership of the Board is apportioned as follows:

- Four (4) St. Lucie County Board of County Commissioners*
- Four (4) City of Port St. Lucie Councilmembers
- Two (2) City of Fort Pierce Commissioners
- One (1) St. Lucie Public Schools Board member
- One (1) transit representative

*The District 5 St. Lucie County Commissioner also represents St. Lucie Village



Technical Advisory Committee (TAC)

The St. Lucie TPO has established a broad-based TAC composed of planners, engineers, and other appropriate professionals. The TAC was established for the purpose of advising and providing technical expertise to the St. Lucie TPO decision-making process for adopting and maintaining area-wide transportation plans, policies, and programs. The current TAC voting membership includes representation from municipal transportation, engineering, public safety, and land use agencies. In addition, the TAC includes representation from all modes of transportation and various levels of government and provides the opportunity for necessary staff coordination to achieve a unified transportation planning effort. The TAC consists of the following voting members:

- St. Lucie County Planning and Development Services Department
- Fort Pierce Planning Department
- Port St. Lucie Planning Department
- St. Lucie County Public Works Department
- Fort Pierce Engineering Department
- Port St. Lucie Public Works Department
- Treasure Coast International Airport
- St. Lucie Public Schools
- Independent Public Transportation Operator
- St. Lucie County Fire District
- St. Lucie TPO Area Freight Representative
- **St. Lucie County Sheriff's Office**
- St. Lucie County Transit Management

In addition, the TAC includes a non-voting advisor who is a representative of the FDOT.

Citizens Advisory Committee (CAC)

The St. Lucie TPO also has established a CAC designed to facilitate a broad range of citizen involvement in the transportation planning process. The purpose of the CAC is to seek citizen and community participation in the St. Lucie TPO decision-making process for adopting and maintaining area-wide transportation plans, policies, and programs; provide comment with respect to the concerns of various segments of the population; and recommend projects and funding allocations for consideration by the TPO Board. The CAC plays a significant role in implementing public involvement activities in the planning process. The St. **Lucie TPO's CAC consists of** the following voting members:

- Two (2) City of Fort Pierce Residents
- Two (2) City of Port St. Lucie Residents
- Two (2) Unincorporated St. Lucie County Residents
- Two (2) Minority Residents of St. Lucie County
- Two (2) At-Large Residents of St. Lucie County
- One (1) Disabled Resident of St. Lucie County

Bicycle-Pedestrian Advisory Committee (BPAC)

The St. Lucie TPO has established a BPAC to provide recommendations regarding the bicycle and pedestrian planning and programming activities for the St. Lucie TPO and to work with local and State government agencies to coordinate bicycle and pedestrian planning and programming activities. The St. **Lucie TPO's BPAC** consists of the following voting members:

- St. Lucie County Parks and Recreation Department
- City of Port St. Lucie Parks and Recreation Department
- City of Fort Pierce Public Works Department
- St. Lucie County Environmental Resources Department
- One (1) Resident of St. Lucie County Experiencing or Representing a Disability
- Two (2) Resident Bicycling Representatives
- Two (2) Resident Running/Hiking Representatives

In addition, the BPAC includes a non-voting advisor who is a representative of the FDOT.

Treasure Coast Scenic Highway Committee (TCSHC)

The Treasure Coast Scenic Highway Committee (TCSHC) was established in 2004. The function of the TCSHC is to explore available opportunities for enhancing the Treasure Coast corridor of the Florida Scenic Highway. The 12 members of the TCSHC include citizen representatives as well as representatives from the local jurisdictions, State and local agencies.

Local Coordinating Board for the Transportation Disadvantaged (LCB)

The Local Coordinating Board for the Transportation Disadvantaged (LCB) is appointed by the TPO, pursuant to Chapter 427, F.S., and Rule 41-2, F.A.C. The purpose of the LCB is to implement the duties described in Rule 41-2 as a part of the Florida Transportation Disadvantaged (TD) program which provides transportation assistance to economically and physically disadvantaged citizens. The TD program is incorporated into Task 3.8 of the UPWP. The LCB consists of 19 representatives from various State and local agencies as well as citizen representatives. A member of the TPO Board is appointed annually to serve as the LCB Chair.

Treasure Coast Transportation Council (TCTC)

In 2006, the Treasure Coast Transportation Council (TCTC), consisting of two members each from the TPO, Indian River MPO, and Martin MPO, was created through an **Interlocal Agreement. The Interlocal Agreement identifies the parties' "desire to create a formal mechanism to coordinate regional transportation planning activities" and "desire to participate cooperatively in identifying and selecting regional projects and programs for funding available for regional facilities including those funds that may be available through the State of Florida Transportation Regional Incentive Program (TRIP).** A Treasure Coast Technical Advisory Committee (TCTAC) consisting of representatives from the TACs and transit representatives of the Martin MPO, St. Lucie TPO, and Indian River MPO was formed to provide technical and advisory support for the TCTC.

Metropolitan Planning Organization Advisory Council (MPOAC)

The St. Lucie TPO participates with the other Florida TPOs/MPOs in the statewide Metropolitan Planning Organization Advisory Council (MPOAC) which was established by state statute to allow TPOs/MPOs to advise on statewide plans and policies affecting TPOs/MPOs. The MPOAC is responsible for providing input and recommendations to FDOT on transportation plans, programs, policies, and issues. In addition, the MPOAC also serves as a forum for the discussion and formulation of recommendations to other appropriate bodies on statewide transportation-related issues.

TPO Staff

St. Lucie TPO staff is the designated professional staff of the St. Lucie TPO and performs the work effort required to support the administration and management of a continuing, cooperative, and comprehensive transportation planning process that results in the development of plans and programs which comply with Federal and State requirements. The TPO is an autonomous legal entity. Federal assistance and coordination are provided primarily through FHWA and FTA. State assistance and coordination are provided through FDOT District 4 and the Florida Commission for the Transportation Disadvantaged.

Agreements

The TPO has executed the following agreements with State agencies and local governments to administer and facilitate the transportation planning process:

Interlocal Agreement for Creation of the Metropolitan Planning Organization

This agreement among FDOT and member agencies was executed to establish the St. Lucie TPO to implement and ensure a continuing, cooperative, and comprehensive metropolitan transportation planning process throughout the MPA and to assure eligibility for the receipt of federal transportation funds.

Interlocal Agreement for Administrative Support Services

This agreement between the TPO and St. Lucie County was executed for the provision by St. Lucie County of administrative support services to assist the TPO staff in managing the continuing, cooperative and comprehensive metropolitan transportation planning process.

MPO Agreement

This agreement between FDOT and the TPO is for the administration of all FHWA/FTA program funds of the UPWP and identifies the responsibilities for cooperatively carrying out transportation planning and programming pursuant to Federal regulations and the terms and conditions upon which the funding will be provided.

Intergovernmental Coordination and Review and Public Transportation Coordination Joint Participation Agreement

This agreement among the TPO, St. Lucie County (public transit provider), FDOT, and the Treasure Coast Regional Planning Council (TCRPC) describes the means by which activities will be coordinated, specifies how transportation planning and programming will be part of the comprehensively planned development of the MPA, and identifies the mutual responsibilities of the parties in carrying out the metropolitan transportation planning process.

Public Transportation Joint Participation Agreement

This agreement between the FDOT and the TPO was executed to provide FTA Section 5305(d) funding to the TPO for the undertaking of technical studies and to implement specific tasks and activities of the UPWP as described in Tasks 1.1 and 3.2.

Interlocal Agreement Creating the Treasure Coast Transportation Council

This agreement among the St. Lucie TPO, Indian River MPO, and Martin MPO was executed to coordinate regional transportation planning activities and to participate cooperatively in identifying and selecting regional facilities for funding available through TRIP (Transportation Regional Incentive Program).

Operational Procedures & Bylaws

The TPO operates under a set of adopted By-Laws, Rules, and Procedures. While St. Lucie County provides administrative support services such as legal, financial, purchasing, and other services to the TPO, the TPO is a separate legal entity and autonomous from St. Lucie County. The TPO operates under rules and procedures consistent with State and Federal rules and laws. The TPO operational procedures fully comply with the Public Records Laws and the Sunshine Laws of the State of Florida and the federal government. The TPO's official records are maintained in the TPO Offices located at 466 SW Port St. Lucie Blvd, Suite 111, Port St. Lucie, FL 34953. The TPO records are available for public inspection during normal business hours.

Statements, Certifications and Assurances

On an annual basis, the State and the TPO are required to certify to the FHWA and FTA that the planning process is addressing the major issues facing the MPA and that it is being conducted in accordance with the following applicable requirements:

- Title 23 USC Section 134 (Metropolitan Planning)
- Section 5305(d) of the Federal Transit Act
- Title 23 Section 450.334 of the Code of Federal Regulations (Certification)
- Sections 174 and 176 (c) & (d) of the Clean Air Act,
- Title VI of the Civil Rights Act of 1964 and the Title VI assurance executed by the State,
- Provisions of BIL and corresponding federal regulations, and
- Current provisions of the Americans with Disabilities Act (ADA) of 1990 and USDOT regulations.

On a quadrennial basis, FHWA and FTA conduct federal certification reviews of TPOs designated for Census urbanized areas where the population exceeds 200,000. These areas are known as Transportation Management Areas (TMAs). Such reviews for the St. Lucie TPO and Martin MPO, both designated for the Port St. Lucie TMA, were last completed in September 2021 and ultimately resulted in Federal certification for the St. Lucie TPO with no Corrective Actions and five Noteworthy Practices being identified for the St. Lucie TPO.

Appendix E contains the Statements and Assurances of the St. Lucie TPO including the Debarment and Suspension Certification, Disadvantaged Business Enterprise (DBE) Utilization Statement, Lobbying Certification, and the Title VI Nondiscrimination Policy Statement.

III. WORK PROGRAM ELEMENTS AND TASKS

The work program is divided into the following major elements and specific work tasks are discussed in detail within each major element.

ELEMENT 1: PROGRAM ADMINISTRATION

ELEMENT 2: MODELING, GIS, DATA MANAGEMENT, MONITORING, AND PERFORMANCE MEASUREMENT

ELEMENT 3: RECURRING AND SYSTEMS PLANNING

ELEMENT 4: REGIONAL AND INTERGOVERNMENTAL PLANNING AND COORDINATION

ELEMENT 5: PUBLIC INVOLVEMENT, EDUCATION & OUTREACH

ELEMENT 1: PROGRAM ADMINISTRATION

Element 1 includes the work tasks necessary to manage the transportation planning process on a continuing, comprehensive, and cooperative basis including program management; office rent and operations; meeting facilitation and support; grants and contracts administration; quarterly reporting; certification and auditing; staff education, training, and travel; UPWP development and review; development of legislative priorities; and legal services. Specific work tasks are listed below and described on the following pages.

Task 1.1 Program Management

Task 1.2 UPWP Development

Task 1.1 Program Management	
Purpose:	To coordinate, administer, and manage a continuing, comprehensive, and cooperative transportation planning process for the MPA of the St. Lucie TPO.
Previous Work Completed:	<p>The TPO staff provided technical and administrative support to and facilitated the meetings for the TPO Board and TAC. The staff coordinated, administered, and managed the planning activities to meet the requirements of TPO agreements and other rules and regulations to ensure a continuing, cooperative and comprehensive transportation planning process. The operations included personnel administration and the filling of any staff vacancies and continually reviewing staff organization in order to assure implementation of the UPWP. In addition, work files, computers, audio-visual equipment and other office equipment were maintained.</p> <p>The staff also prepared the various documents including quarterly progress reports and financial records needed to assure State and Federal transportation funding and maintained liaison with the appropriate agencies. TPO Agreements and By-Laws were updated as needed and legislative priorities were developed, using local funds, and adopted annually by the TPO Board. Staff participated in the FHWA/MPO/FDOT Statewide Meetings and performed the Annual Joint Certification Process with FDOT. TPO representatives attended meetings of the MPOAC, National Association of Reginal Councils (NARC), Association of MPOs (AMPO), and associated subcommittees. Workshops and training sessions were attended to facilitate the above activities and to support addressing the planning priorities in a variety of technical areas including scenario planning, freight planning, travel demand management, transportation data management and modeling, and community livability/sustainability.</p>
Major Activities (performed continuously by the St. Lucie TPO unless otherwise noted):	<ul style="list-style-type: none"> • Provide technical assistance and support to the TPO Board, CAC, TAC, BPAC and TCSH including the preparation of meeting agendas, summaries, notices, etc. • Provide grants and contracts administration, update interlocal agreements as necessary, and maintain financial records • Conduct an annual financial audit as required by State and Federal regulations concurrently with St. Lucie County's annual financial audit and included in the General and Administrative Charges • Prepare quarterly progress reports and invoices for the FDOT • Participate in the annual joint certification review process with the FDOT • Participate in the federal quadrennial certification review process with the FDOT and the FHWA which includes preparation, a site visit, and public outreach. • Conduct a local MPOAC Institute training workshop • Participate in FHWA/MPO/FDOT Statewide Conferences which may include travel • Attend meetings, which may include travel, of the MPOAC, NARC, AMPO, associated subcommittees, and other related or relevant organizations and agencies • Prepare, using local funds, legislative priorities annually for consideration by the TPO Board • Attend professional workshops and training programs, which may include travel, with regard to professional trade associations, geographic information systems, transportation planning, congestion management, public involvement, FDOT/FHWA requirements, freight planning, travel demand management and modeling, community livability/sustainability, and other relevant subjects • Maintain computer stations and work files and other office equipment • Manage payments of office rent and associated office expenses



DRAFT

Unified Planning Work Program
FY 2024/25 – FY 2025/26

End Product:	Completion Date:	Performed by: St. Lucie TPO
2025 Legislative Priorities (uses local funds only)	December 2024	
2025 Annual Joint Certification Review	May 2025	
Quadrennial Federal Certification Review	September 2025	
2026 Legislative Priorities (uses local funds only)	October 2025	
2026 Annual Joint Certification Review	May 2026	

Task 1.1 Program Management Estimated Budget Detail for FY 2024/25						
Budget Category	Budget Category Description	PL (CPG) ³	SU (STBG)	FCTD (TD)	TPO Local	Total
Contract Number:						
A. Personnel Services:						
	TPO Staff Salaries, fringe benefits, and other deductions	\$200,341	\$0	\$0	\$2,000	\$202,341
	Subtotal:	\$200,341	\$0	\$0	\$2,000	\$202,341
B. Contract/Consultant Services:						
	Contract/Consultant Services ¹	\$40,000	\$0	\$0	\$0	\$40,000
	Subtotal:	\$40,000	\$0	\$0	\$0	\$40,000
C. Travel:						
	Travel Expenses	\$5,000	\$0	\$0	\$0	\$5,000
	Subtotal:	\$5,000	\$0	\$0	\$0	\$5,000
D. Other Direct Expenses:						
	Advertising	\$650	\$0	\$0	\$0	\$650
	Building Rental	\$106,895	\$0	\$0	\$0	\$106,895
	Books & Subscriptions	\$200	\$0	\$0	\$0	\$200
	Communications	\$900	\$0	\$0	\$0	\$900
	Equipment < \$5000	\$1,000	\$0	\$0	\$0	\$1,000
	Equipment Rental	\$1,900	\$0	\$0	\$0	\$1,900
	General & Admin Charges ²	\$58,500	\$0	\$0	\$0	\$58,500
	Office Supplies	\$4,000	\$0	\$0	\$0	\$4,000
	Operating Supplies	\$5,000	\$0	\$0	\$0	\$5,000
	Postage & Freight	\$85	\$0	\$0	\$0	\$85
	Supplies-Computer	\$1,000	\$0	\$0	\$0	\$1,000
	Training & Seminars	\$2,200	\$0	\$0	\$0	\$2,200
	Utilities	\$4,500	\$0	\$0	\$0	\$4,500
	Subtotal:	\$186,830	\$0	\$0	\$0	\$186,830
	Total:	\$432,171	\$0	\$0	\$2,000	\$434,171

^{1,2,3}See the next page for an explanation of these expenses/grants.

Task 1.1 Program Management Estimated Budget Detail for FY 2025/26						
Budget Category	Budget Category Description	PL (CPG) ³	SU (STBG)	FCTD (TD)	TPO Local	Total
Contract Number:						
A. Personnel Services:						
TPO Staff Salaries, fringe benefits, and other deductions		\$189,544	\$0	\$0	\$2,000	\$191,544
Subtotal:		\$189,544	\$0	\$0	\$2,000	\$191,544
B. Contract/Consultant Services:						
Contract/Consultant Services ¹		\$40,000	\$0	\$0	\$0	\$40,000
Subtotal:		\$40,000	\$0	\$0	\$0	\$40,000
C. Travel and Seminar Registration:						
Travel Expenses		\$5,000	\$0	\$0	\$0	\$5,000
Subtotal:		\$5,000	\$0	\$0	\$0	\$5,000
D. Other Direct Expenses:						
Advertising		\$650	\$0	\$0	\$0	\$650
Building Rental		\$110,102	\$0	\$0	\$0	\$110,102
Books & Subscriptions		\$200	\$0	\$0	\$0	\$200
Communications		\$900	\$0	\$0	\$0	\$900
Equipment < \$5000		\$1,000	\$0	\$0	\$0	\$1,000
Equipment Rental		\$1,900	\$0	\$0	\$0	\$1,900
General & Administrative Charges ²		\$58,500	\$0	\$0	\$0	\$58,500
Office Supplies		\$4,000	\$0	\$0	\$0	\$4,000
Operating Supplies		\$5,000	\$0	\$0	\$0	\$5,000
Postage & Freight		\$85	\$0	\$0	\$0	\$85
Supplies-Computer		\$1,000	\$0	\$0	\$0	\$1,000
Training and Seminars		\$2,200	\$0	\$0	\$0	\$2,200
Utilities		\$4,500	\$0	\$0	\$0	\$4,500
Subtotal:		\$190,037	\$0	\$0	\$0	\$190,037
Total:		\$424,581	\$0	\$0	\$2,000	\$426,581

¹Contract/Consultant Services include custodial, security, and meeting support/meeting summary preparation services.

²General and Administrative Charges are the direct expenses charged by St. Lucie County for the provision of administrative support services which include procurement/purchasing, finance, human resources, information technology, insurance coverage, annual financial audits, and legal services.

³Federal funds are soft matched by the FDOT non-cash match explained on page 3.

Task 1.2 UPWP Development		
Purpose:		
To implement the FY 2024/25 – FY 2025/26 UPWP and develop the FY 2026/27 – FY 2027/28 UPWP consistent with Federal and State requirements.		
Previous Work Completed:		
Implementation of the FY 2022/2023 – FY 2023/2024 UPWP and all required budget revisions and amendments. Coordination with Martin and Indian River MPOs on the implementation and development of their respective UPWPs.		
Major Activities (performed continuously by the St. Lucie TPO unless otherwise noted):		
<ul style="list-style-type: none"> • Implement the FY 2024/25 – FY 2025/26 UPWP • Develop the FY 2026/27 – FY 2027/28 UPWP • Process amendments to the adopted UPWP as necessary • Process budget revisions to the adopted UPWP as necessary Coordinate with neighboring MPOs		
End Product:	Completion Date:	Performed by: St. Lucie TPO
FY 2026/27 – FY 2027/28 UPWP Call for Projects	December 2025	
Review by Advisory Committees & Board	March/April 2026	
Transmittal to FDOT	March 2026	
Public Comment Period	March/April 2026	
Adoption by Board	April 2026	
Transmittal to FHWA & FTA	May 2026	
UPWP Amendments	As needed	

Task 1.2 UPWP Development Estimated Budget Detail for FY 2024/25						
Budget Category	Budget Category Description	PL (CPG) ¹	SU (STBG)	FCTD (TD)	TPO Local	Total
Contract Number:						
A. Personnel Services:						
TPO Staff Salaries, fringe benefits, and other deductions		\$5,000	\$0	\$0	\$0	\$5,000
Subtotal:		\$5,000	\$0	\$0	\$0	\$5,000
B. Contract/Consultant Services:						
		\$0	\$0	\$0	\$0	\$0
Subtotal:		\$0	\$0	\$0	\$0	\$0
C. Travel:						
		\$0	\$0	\$0	\$0	\$0
Subtotal:		\$0	\$0	\$0	\$0	\$0
D. Other Direct Expenses:						
		\$0	\$0	\$0	\$0	\$0
Subtotal:		\$0	\$0	\$0	\$0	\$0
Total:		\$5,000	\$0	\$0	\$0	\$5,000

¹Federal funds are soft matched by the FDOT non-cash match explained on page 3.

Task 1.2 UPWP Development Estimated Budget Detail for FY 2025/26						
Budget Category	Budget Category Description	PL (CPG) ¹	SU (STBG)	FCTD (TD)	TPO Local	Total
Contract Number:						
A. Personnel Services:						
TPO Staff Salaries, fringe benefits, and other deductions		\$25,000	\$0	\$0	\$0	\$25,000
Subtotal:		\$25,000	\$0	\$0	\$0	\$25,000
B. Contract/Consultant Services:						
		\$0	\$0	\$0	\$0	\$0
Subtotal:		\$0	\$0	\$0	\$0	\$0
C. Travel:						
		\$0	\$0	\$0	\$0	\$0
Subtotal:		\$0	\$0	\$0	\$0	\$0
D. Other Direct Expenses:						
		\$0	\$0	\$0	\$0	\$0
Subtotal:		\$0	\$0	\$0	\$0	\$0
Total:		\$25,000	\$0	\$0	\$0	\$25,000

¹Federal funds are soft matched by the FDOT non-cash match explained on page 3.

ELEMENT 2: MODELING, GIS, DATA MANAGEMENT, AND PERFORMANCE MEASUREMENT

Element 2 includes the work tasks necessary to collect, monitor, and manage area travel characteristics and factors affecting travel such as socioeconomic and land use data, transportation system data, and other data concerns and issues. In addition, Element 2 includes efforts to improve the quality of the data and the collection and monitoring processes, to enhance travel demand modeling, to manage the Traffic Count Program, and to incorporate performance measurement and target setting. Specific work tasks are listed below and described on the following pages.

- Task 2.1 Travel Demand Modeling
- Task 2.2 GIS and Data Management
- Task 2.3 Traffic Count Program Management
- Task 2.4 Performance Measurement and Target Setting

Task 2.1 Travel Demand Modeling		
Purpose:		
To ensure the highest quality of travel demand modeling used by the continuing, cooperative and comprehensive transportation planning processes upon which decision making is based.		
Previous Work:		
The Treasure Regional Planning Model (TCRPM) was employed for transportation planning by the TPO and Indian River and Martin MPOs.		
The TCRPM version 5 TAZ data was updated to reflect the rapid growth occurring in the TPO area.		
The TCRPM version 6 was developed and will be utilized to support several tasks including development of the 2050 LRTP and RL RTP. As part of the development of the TCRPM 6, TPO staff delineated the 2020 Census Traffic Analysis Zones (TAZs) and Traffic Analysis Districts (TADs) for the MPA.		
The TCRPM is based on the activity-based modeling approach, and the TPO regularly hosted the model development meetings for the TCRPM 6. In addition, TPO staff participated on the Statewide Modeling Task Force (MTF) and the Florida Standard Urban Transportation Model Structure (FSUTMS) Users Group.		
Staff also provided guidance on regional modeling projects.		
Major Activities (performed continuously by the St. Lucie TPO unless otherwise noted):		
<ul style="list-style-type: none"> • Coordinate operation of TCRPM with FDOT, Indian River and Martin MPOs • Participate in regional modeling activities that include model improvements; travel and other data collection, compilation and development; model estimation, calibration, validation and sensitivity tests; and associated model support services. • Utilize the TCRPM to support, when applicable, UPWP tasks such as regional and intergovernmental planning and coordination. • Participate in MTF and regional modeling activities 		
End Product:	Completion Date:	Performed by:
2050 LRTP Update Modeling Activities	February 2026	

Task 2.1 Travel Demand Modeling Estimated Budget Detail for FY 2024/25						
Budget Category	Budget Category Description	PL (CPG) ¹	SU (STBG)	FCTD (TD)	TPO Local	Total
Contract Number:						
A. Personnel Services:						
	TPO Staff Salaries, fringe benefits, and other deductions	\$10,000	\$0	\$0	\$0	\$10,000
	Subtotal:	\$10,000	\$0	\$0	\$0	\$10,000
B. Contract/Consultant Services:						
		\$0	\$0	\$0	\$0	\$0
	Subtotal:	\$0	\$0	\$0	\$0	\$0
C. Travel:						
		\$0	\$0	\$0	\$0	\$0
	Subtotal:	\$0	\$0	\$0	\$0	\$0
D. Other Direct Expenses:						
		\$0	\$0	\$0	\$0	\$0
	Subtotal:	\$0	\$0	\$0	\$0	\$0
	Total:	\$10,000	\$0	\$0	\$0	\$10,000

¹Federal funds are soft matched by the FDOT non-cash match explained on page 3.

Task 2.1 Travel Demand Modeling Estimated Budget Detail for FY 2025/26						
Budget Category	Budget Category Description	PL (CPG) ¹	SU (STBG)	FCTD (TD)	TPO Local	Total
Contract Number:						
A. Personnel Services:						
	TPO Staff Salaries, fringe benefits, and other deductions	\$10,000	\$0	\$0	\$0	\$10,000
	Subtotal:	\$10,000	\$0	\$0	\$0	\$10,000
B. Contract/Consultant Services:						
		\$0	\$0	\$0	\$0	\$0
	Subtotal:	\$0	\$0	\$0	\$0	\$0
C. Travel:						
		\$0	\$0	\$0	\$0	\$0
	Subtotal:	\$0	\$0	\$0	\$0	\$0
D. Other Direct Expenses:						
		\$0	\$0	\$0	\$0	\$0
	Subtotal:	\$0	\$0	\$0	\$0	\$0
	Total:	\$10,000	\$0	\$0	\$0	\$10,000

¹Federal funds are soft matched by the FDOT non-cash match explained on page 3.

Task 2.2 GIS and Data Management		
Purpose:		
To ensure the highest quality of data used by the continuing, cooperative, and comprehensive transportation planning processes to support decision-making.		
Previous Work:		
<p>The TPO continued to coordinate activities related to land use and socioeconomic data collection and analysis and assisted in the maintenance of GIS layers. In addition, the TPO participated in the identification of demographic changes that impact traffic operations and projections and travel demand. These efforts continued to be coordinated with the Martin and Indian River MPOs.</p> <p>The Community Profiles were updated based on the Census 2020 Data and most current American Community Survey (ACS).</p> <p>The TPO continued to coordinate data collection and monitoring activities in support of Intelligent Transportation System (ITS) infrastructure, such as the St. Lucie Advanced Transportation Management System (ATMS) and related to land use and socioeconomic data collection and analysis.</p> <p>To ensure the accuracy and relevance of geo-spatial data used for impact analysis, mapping, and decision making, TPO staff continued to monitor Federal, State, and local GIS geo-spatial databases.</p>		
Major Activities (performed continuously by the St. Lucie TPO unless otherwise noted):		
<ul style="list-style-type: none"> • GIS and data monitoring, updates, maintenance, and coordination • Collection and coordination of transit data and analysis • ITS/St. Lucie ATMS implementation • Procurement of data, such as travel speeds, times, and reliability and vehicle volumes, from mobile device sources 		
End Product:	Completion Date:	Performed by:
Mobility Data from 2050 LRTP Update	February 2026	
St. Lucie TPO		

Task 2.2 GIS and Data Management Estimated Budget Detail for FY 2024/25						
Budget Category	Budget Category Description	PL (CPG) ¹	SU (STBG)	FCTD (TD)	TPO Local	Total
Contract Number:						
A. Personnel Services:						
TPO Staff Salaries, fringe benefits, and other deductions		\$40,000	\$0	\$0	\$0	\$40,000
Subtotal:		\$40,000	\$0	\$0	\$0	\$40,000
B. Contract/Consultant Services:						
		\$0	\$0	\$0	\$0	\$0
Subtotal:		\$0	\$0	\$0	\$0	\$0
C. Travel:						
		\$0	\$0	\$0	\$0	\$0
Subtotal:		\$0	\$0	\$0	\$0	\$0
D. Other Direct Expenses:						
		\$0	\$0	\$0	\$0	\$0
Subtotal:		\$0	\$0	\$0	\$0	\$0
Total:		\$40,000	\$0	\$0	\$0	\$40,000

¹Federal funds are soft matched by the FDOT non-cash match explained on page 3.

Task 2.2 GIS and Data Management Estimated Budget Detail for FY 2025/26						
Budget Category	Budget Category Description	PL (CPG) ¹	SU (STBG)	FCTD (TD)	TPO Local	Total
Contract Number:						
A. Personnel Services:						
TPO Staff Salaries, fringe benefits, and other deductions		\$30,000	\$0	\$0	\$0	\$30,000
Subtotal:		\$30,000	\$0	\$0	\$0	\$30,000
B. Contract/Consultant Services:						
		\$0	\$0	\$0	\$0	\$0
Subtotal:		\$0	\$0	\$0	\$0	\$0
C. Travel:						
		\$0	\$0	\$0	\$0	\$0
Subtotal:		\$0	\$0	\$0	\$0	\$0
D. Other Direct Expenses:						
		\$0	\$0	\$0	\$0	\$0
Subtotal:		\$0	\$0	\$0	\$0	\$0
Total:		\$30,000	\$0	\$0	\$0	\$30,000

¹Federal funds are soft matched by the FDOT non-cash match explained on page 3.

Task 2.3 Traffic Count Program Management		
Purpose:		
To collect, monitor, and manage the highest quality of current traffic data on the public roadway network within the MPA.		
Previous Work:		
The TPO continued to collect and manage the Traffic Count Program through the Traffic Count Data Management System (TCDMS) and acted as a clearinghouse for the collection and management of all traffic counts performed in the MPA by the cities, County, and FDOT. The 2023 and 2024 Traffic Counts were collected and uploaded into the TCDMS, and the resulting reports were published online. The reports were also provided to FDOT, local governments, private consulting firms, and the public upon request.		
The Level of Service Analysis System (LOSAS) was updated to reflect FDOT’s updated methodology of performing roadway level-of-service analyses based on posted speed limits rather than traffic signal density.		
Major Activities (performed continuously by the St. Lucie TPO unless otherwise noted):		
<ul style="list-style-type: none"> • Manage and fund the Traffic Count Program. At the present time, none of the local jurisdictions maintains a formal traffic count program and continuation of the Traffic Count Program is necessary to monitor the performance of road segments for transportation planning purposes. • Collect and manage the Traffic Counts Program through the TCDMS and act as a clearinghouse for the collection and management of all traffic counts performed in the MPA by the Cities, County, and FDOT. • Maintain the LOSAS to evaluate the congestion and operating condition of the roadway network and produce an Annual Level of Service Report. • Continue to manage and fund the Traffic Count Program until an agreement to share the cost between the TPO and the local governments is appropriate to fund the program in future years. Such an agreement would need to be approved by the elected boards of the local governments. • Manage consultant services for traffic counts, LOSAS and TCDMS. 		
End Product:	Completion Date:	Performed by: St. Lucie TPO
2025 Traffic Counts and LOS Report/US-1 Corridor Congestion	June 2025/April 2025	
2026 Traffic Count and LOS Report	June 2026	

Task 2.3 Traffic Count Program Management Estimated Budget Detail for FY 2024/25						
Budget Category	Budget Category Description	PL (CPG)	SU (STBG) ¹	FCTD (TD)	TPO Local	Total
Contract Number:						
A. Personnel Services:						
TPO Staff Salaries, fringe benefits, and other deductions		\$0	\$10,000	\$0	\$0	\$10,000
Subtotal:		\$0	\$10,000	\$0	\$0	\$10,000
B. Contract/Consultant Services:						
2025 Traffic Count and LOS Report		\$0	\$65,000	\$0	\$0	\$65,000
Subtotal:		\$0	\$65,000	\$0	\$0	\$65,000
C. Travel:						
		\$0	\$0	\$0	\$0	\$0
Subtotal:		\$0	\$0	\$0	\$0	\$0
D. Other Direct Expenses:						
		\$0	\$0	\$0	\$0	\$0
Subtotal:		\$0	\$0	\$0	\$0	\$0
Total:		\$0	\$75,000	\$0	\$0	\$75,000

¹Federal funds are soft matched by the FDOT non-cash match explained on page 3.

Task 2.3 Traffic Count Program Management Estimated Budget Detail for FY 2025/26						
Budget Category	Budget Category Description	PL (CPG)	SU (STBG) ¹	FCTD (TD)	TPO Local	Total
Contract Number:						
A. Personnel Services:						
TPO Staff Salaries, fringe benefits, and other deductions		\$0	\$5,000	\$0	\$0	\$5,000
Subtotal:		\$0	\$5,000	\$0	\$0	\$5,000
B. Contract/Consultant Services:						
2026 Traffic Count and LOS Report		\$0	\$45,000	\$0	\$0	\$45,000
Subtotal:		\$0	\$45,000	\$0	\$0	\$45,000
C. Travel:						
		\$0	\$0	\$0	\$0	\$0
Subtotal:		\$0	\$0	\$0	\$0	\$0
D. Other Direct Expenses:						
		\$0	\$0	\$0	\$0	\$0
Subtotal:		\$0	\$0	\$0	\$0	\$0
Total:		\$0	\$50,000	\$0	\$0	\$50,000

¹Federal funds are soft matched by the FDOT non-cash match explained on page 3.

Task 2.4 Performance Measurement and Target Setting

Purpose:

To ensure the most efficient investment of Federal transportation funds by linking investment priorities to the achievement of adopted targets

Previous Work:

The TPO continued to incorporate performance management as a strategic approach that includes performance measurement and target setting to connect investment and policy decisions to help achieve performance goals. Performance measures are quantitative criteria used to evaluate progress. Performance measure targets are the benchmarks against which collected data is gauged.

The TPO and the transit provider cooperatively established targets for the State of Good Repair, Transit Asset Management Plan, and Public Transportation Agency Safety Plan (PTASP) performance measures. FDOT established targets for the safety, bridge and pavement, and system performance measures, and the TPO chose to adopt the same targets as FDOT. The strategies and investments used to meet the targets were identified and reported by FDOT through its Highway Safety Improvement Program, and the TPO reported its targets to FDOT.

All of the targets were incorporated into the Long Range Transportation Plan and the Transportation Improvement Program.

Major Activities (performed continuously by the St. Lucie TPO unless otherwise noted):

- Support FDOT targets or establish own performance measurement targets for targets for safety, system performance, bridge and pavement performance measures
- Obtain local data or data from FDOT for performance measurement
- Track progress toward meeting targets based on the data obtained and report to FDOT
- Continue coordination among the TPO, St. Lucie County Transit Management, and FDOT on transit performance measures and adjusting transit targets as applicable. This includes demonstrating efforts to integrate progress towards achieving targets in the TIP and LRTP (system performance report) to the maximum extent possible.

End Product:	Completion Date:	Performed by: St. Lucie TPO
Set GHG emissions performance targets and report to FDOT	September 2024	
Set 2025 safety performance targets and report to FDOT	February 2025	
Set 2026 safety performance targets and report to FDOT	February 2026	

Task 2.4 Performance Measurement and Target Setting Estimated Budget Detail for FY 2024/25						
Budget Category	Budget Category Description	PL (CPG) ¹	SU (STBG)	FCTD (TD)	TPO Local	Total
Contract Number:						
A. Personnel Services:						
	TPO Staff Salaries, fringe benefits, and other deductions	\$20,000	\$0	\$0	\$0	\$20,000
	Subtotal:	\$20,000	\$0	\$0	\$0	\$20,000
B. Contract/Consultant Services:						
		\$0	\$0	\$0	\$0	\$0
	Subtotal:	\$0	\$0	\$0	\$0	\$0
C. Travel:						
		\$0	\$0	\$0	\$0	\$0
	Subtotal:	\$0	\$0	\$0	\$0	\$0
D. Other Direct Expenses:						
		\$0	\$0	\$0	\$0	\$0
	Subtotal:	\$0	\$0	\$0	\$0	\$0
	Total:	\$20,000	\$0	\$0	\$0	\$20,000

¹Federal funds are soft matched by the FDOT non-cash match explained on page 3.

Task 2.4 Performance Measurement and Target Setting Estimated Budget Detail for FY 2025/26						
Budget Category	Budget Category Description	PL (CPG) ¹	SU (STBG)	FCTD (TD)	TPO Local	Total
Contract Number:						
A. Personnel Services:						
	TPO Staff Salaries, fringe benefits, and other deductions	\$20,000	\$0	\$0	\$0	\$20,000
	Subtotal:	\$20,000	\$0	\$0	\$0	\$20,000
B. Contract/Consultant Services:						
		\$0	\$0	\$0	\$0	\$0
	Subtotal:	\$0	\$0	\$0	\$0	\$0
C. Travel:						
		\$0	\$0	\$0	\$0	\$0
	Subtotal:	\$0	\$0	\$0	\$0	\$0
D. Other Direct Expenses:						
		\$0	\$0	\$0	\$0	\$0
	Subtotal:	\$0	\$0	\$0	\$0	\$0
	Total:	\$20,000	\$0	\$0	\$0	\$20,000

¹Federal funds are soft matched by the FDOT non-cash match explained on page 3.

ELEMENT 3: RECURRING AND SYSTEMS AND PROJECT PLANNING

Element 3 includes the systems planning and recurring planning activities. Specific work tasks are listed below and described on the following pages.

- Task 3.1 Long Range Transportation Planning
- Task 3.2 Transit Planning
- Task 3.3 Transportation Improvement Program (TIP)
- Task 3.4 Congestion Management Process (CMP)
- Task 3.5 Bicycle-Pedestrian/Complete Streets Planning
- Task 3.6 Freight Planning
- Task 3.7 Safety and Security Planning
- Task 3.8 Transportation Disadvantaged (TD) Program
- Task 3.9 Environmental Planning
- Task 3.10 Automated/Connected/Electric/Shared-Use (ACES) Vehicles Planning

Task 3.1 Long Range Transportation Planning		
Purpose:		
To develop a 2050 Long Range Transportation Plan (LRTP) while continuing to implement the SmartMoves 2045 LRTP and the 2045 Treasure Coast Regional LRTP (RLRTP) which provide for the development, management, and operation of multimodal transportation systems and considers and/or integrates facilities that serve national, statewide, or regional transportation functions.		
Previous Work:		
SmartMoves 2045 LRTP was adopted in February 2021 which incorporated livability initiatives to improve mobility and quality of life through improvements that support multiple transportation modes. The Plan also incorporated Safety, Security, and Congestion Elements that inform other tasks of the UPWP.		
Performance measures developed for the SmartMoves 2045 LRTP were monitored and reviewed on an annual basis. Federal performance measures were reviewed, and Federal requirements with the corresponding rules promulgated were analyzed.		
Coordination occurred with state, regional, and local agencies to identify and prioritize projects which increase mobility options as part of the RLRTP.		
The TPO participated with FDOT in the major update process for the Strategic Intermodal System (SIS) Unfunded Needs and Cost Feasible Plans.		
The TPO partnered with St. Lucie County in the completion of the Airport Connector Corridor Alignment Study.		
Major Activities (performed continuously by the St. Lucie TPO unless otherwise noted):		
<ul style="list-style-type: none"> • 2050 LRTP development • SmartMoves 2045 LRTP amendment and implementation • Participation in FTP and SIS Plan implementation and updates 		
End Product:	Completion Date:	Performed by: St. Lucie TPO
TIP/LRTP Performance Report 2025	June 2025	
2050 LRTP with Mobility Data	February 2026	

Task 3.1 Long Range Transportation Planning Estimated Budget Detail for FY 2024/25						
Budget Category	Budget Category Description	PL (CPG) ¹	SU (STBG) ¹	FCTD (TD)	TPO Local	Total
Contract Number:						
A. Personnel Services:						
TPO Staff Salaries, fringe benefits, and other deductions		\$35,000	\$30,000	\$0	\$0	\$65,000
Subtotal:		\$35,000	\$30,000	\$0	\$0	\$65,000
B. Contract/Consultant Services:						
2050 LRTP with Mobility Data		\$0	\$150,000	\$0	\$0	\$150,000
Subtotal:		\$0	\$150,000	\$0	\$0	\$150,000
C. Travel:						
		\$0	\$0	\$0	\$0	\$0
Subtotal:		\$0	\$0	\$0	\$0	\$0
D. Other Direct Expenses:						
		\$0	\$0	\$0	\$0	\$0
Subtotal:		\$0	\$0	\$0	\$0	\$0
Total:		\$35,000	\$180,000	\$0	\$0	\$215,000

¹Federal funds are soft matched by the FDOT non-cash match explained on page 3.

Task 3.1 Long Range Transportation Planning Estimated Budget Detail for FY 2025/26						
Budget Category	Budget Category Description	PL (CPG) ¹	SU (STBG) ¹	FCTD (TD)	TPO Local	Total
Contract Number:						
A. Personnel Services:						
TPO Staff Salaries, fringe benefits, and other deductions		\$35,000	\$50,000	\$0	\$0	\$85,000
Subtotal:		\$35,000	\$50,000	\$0	\$0	\$85,000
B. Contract/Consultant Services:						
2050 LRTP with Mobility Data		\$0	\$150,000	\$0	\$0	\$150,000
Subtotal:		\$0	\$150,000	\$0	\$0	\$150,000
C. Travel:						
		\$0	\$0	\$0	\$0	\$0
Subtotal:		\$0	\$0	\$0	\$0	\$0
D. Other Direct Expenses:						
		\$0	\$0	\$0	\$0	\$0
Subtotal:		\$0	\$0	\$0	\$0	\$0
Total:		\$35,000	\$200,000	\$0	\$0	\$235,000

¹Federal funds are soft matched by the FDOT non-cash match explained on page 3.

Task 3.2 Transit Planning

Purpose:

To provide technical assistance and guidance to local and regional transit providers, to support public transportation planning and transit grant administration activities, and to develop and implement analytical methods to identify gaps in the connectivity of the transportation system and develop infrastructure and operational solutions that provide the public, especially traditionally underserved populations, with adequate access to essential services.

Previous Work:

Intermodal planning and coordination was supported through transit planning activities in cooperation with neighboring MPOs and South Florida Commuter Services (SFCS). St. Lucie County’s **Transit Development Plan (TDP)** Major Update was completed with consultant assistance funded by the TPO. TPO Staff assisted St. Lucie County in preparing its TDP Annual Progress Report.

The TPO coordinated and facilitated a Park & Ride Lot Program by building upon the results of previous planning efforts. National bus operators established service at the Jobs Express Terminal. Coordination with Palm Tran and FDOT resulted in commitments from those agencies to respectively operate and fund express bus service from St. Lucie County to Palm Beach County via the Jobs Express Terminal.

Other transit planning activities that were continued included providing technical and planning assistance to St. Lucie County **in order to maintain the County’s eligibility** for the continued receipt of federal and state transit grant funds. The performance of the transit system was monitored. Coordination of services continued through regional transit meetings.

The TPO funded consultant assistance and provided staff resources in support of the City of Fort Pierce’s **proposal to construct a** Brightline station in downtown Fort Pierce.

Major Activities (performed continuously by the St. Lucie TPO unless otherwise noted):

- Provision of technical assistance to the transit providers
- Bus-related planning activities performed by St. Lucie County with its Section 5307 funds
- Continued support for the bus route connecting St. Lucie County and West Palm Beach
- Provision of technical support for the establishment of a Transportation Management Association (TMA)
- TDP Annual Progress Reports
- Support of intermodal planning, travel demand management, and transit planning coordination including implementation of the SFCS Workplan
- Park and ride lot program planning
- Passenger rail service program planning

End Product:	Completion Date:	Performed by: St. Lucie TPO
TDP Annual Progress Report	September 2024	
Regional Bus Route Update	August 2025	
TDP Annual Progress Report	September 2025	

Task 3.2 Transit Planning Estimated Budget Detail for FY 2024/25						
Budget Category	Budget Category Description	PL (CPG) ¹	SU (STBG) ¹	FCTD (TD)	TPO Local	Total
Contract Number:						
A. Personnel Services:						
	TPO Staff Salaries, fringe benefits, and other deductions	\$70,000	\$45,000	\$0	\$0	\$115,000
	Subtotal:	\$70,000	\$45,000	\$0	\$0	\$115,000
B. Contract/Consultant Services:						
		\$0	\$0	\$0	\$0	\$0
	Subtotal:	\$0	\$0	\$0	\$0	\$0
C. Travel:						
		\$0	\$0	\$0	\$0	\$0
	Subtotal:	\$0	\$0	\$0	\$0	\$0
D. Other Direct Expenses:						
		\$0	\$0	\$0	\$0	\$0
	Subtotal:	\$0	\$0	\$0	\$0	\$0
	Total:	\$70,000	\$45,000	\$0	\$0	\$115,000

¹Federal funds are soft matched by the FDOT non-cash match explained on page 3.

Task 3.2 Transit Planning Estimated Budget Detail for FY 2025/26						
Budget Category	Budget Category Description	PL (CPG) ¹	SU (STBG) ¹	FCTD (TD)	TPO Local	Total
Contract Number:						
A. Personnel Services:						
	TPO Staff Salaries, fringe benefits, and other deductions	\$80,000	\$25,000	\$0	\$0	\$105,000
	Subtotal:	\$80,000	\$25,000	\$0	\$0	\$105,000
B. Contract/Consultant Services:						
		\$0	\$0	\$0	\$0	\$0
	Subtotal:	\$0	\$0	\$0	\$0	\$0
C. Travel:						
		\$0	\$0	\$0	\$0	\$0
	Subtotal:	\$0	\$0	\$0	\$0	\$0
D. Other Direct Expenses:						
		\$0	\$0	\$0	\$0	\$0
	Subtotal:	\$0	\$0	\$0	\$0	\$0
	Total:	\$80,000	\$25,000	\$0	\$0	\$105,000

¹Federal funds are soft matched by the FDOT non-cash match explained on page 3.

Task 3.3 Transportation Improvement Program (TIP)

Purpose:

To annually coordinate, update, and maintain the five-year TIP which reflects Federal, State, and local funding and identifies all Federal, State, and locally funded transportation improvements within the TPO area.

Previous Work:

The TIP continued to be developed annually based on the LRTP, TDP, CMP, bicycle/pedestrian plans, airport and port plans, the Transportation Alternatives (TA) Project Prioritization Methodology, and other planning activities as necessary. The development of the TIP included the preparation of the List of Priority Projects (LOPP) which prioritizes roadway, transit, and CMP. The LOPP was prepared based on input from local agencies including transit, FDOT, and the public.

The Draft Tentative Work Program was reviewed to ensure consistency with the LOPP and the LRTP and was considered by the TPO advisory committees and Board for **endorsement. FDOT’s Final Tentative Work Program and the Annual Publication of Obligated Federal Projects** was incorporated into the TIP.

The TIP was adopted by the Board after a public comment period and review of the draft TIP by the advisory committees, and the Interactive TIP subsequently was launched. The Interactive TIP was maintained, and the TPO coordinated with FDOT to amend the TIP and process STIP amendments as needed. A consultant was utilized for maintenance of the Interactive TIP.

Conceptual project development continued. The TPO continued to play significant roles in the completion of the designs for Port St. Lucie Boulevard, Midway Road, and other projects derived from the LRTP.

Major Activities (performed continuously by the St. Lucie TPO unless otherwise noted):

- Development of the LOPP
- Development of the TIP with TIP/LRTP Performance Report and TIP/STIP amendments
- Maintenance of the Interactive TIP
- Participation in the phases of projects derived from the LRTP

End Product:	Completion Date:	Performed by: St. Lucie TPO
Review/Endorsement of FDOT’s Five-Year Work Program	December 2024	
FY 2025/26 – FY 2029/30 TIP Adoption & Interactive TIP Update (Independent contractor to be used.)	June 2025	
Annual Publication of Obligated Federal Projects	June 2025	
Submittal of 2025/26 LOPP to FDOT	June 2025	
Review/Endorsement of FDOT’s Five-Year Work Program	October 2025	
FY 2026/27 – FY 2030/31 TIP Adoption & Interactive TIP Update (Independent contractor to be used.)	June 2026	
Annual Publication of Obligated Federal Projects	June 2026	
Submittal of 2026/27 LOPP to FDOT	June 2026	

Task 3.3 Transportation Improvement Program (TIP) Estimated Budget Detail for FY 2024/25						
Budget Category	Budget Category Description	PL (CPG) ¹	SU (STBG)	FCTD (TD)	TPO Local	Total
Contract Number:						
A. Personnel Services:						
TPO Staff Salaries, fringe benefits, and other deductions		\$35,000	\$0	\$0	\$0	\$35,000
Subtotal:		\$35,000	\$0	\$0	\$0	\$35,000
B. Contract/Consultant Services:						
FY 2025/26 – FY 2029/30 Interactive TIP Update (Independent Contractor)		\$12,000	\$0	\$0	\$0	\$12,000
Subtotal:		\$12,000	\$0	\$0	\$0	\$12,000
C. Travel:						
		\$0	\$0	\$0	\$0	\$0
Subtotal:		\$0	\$0	\$0	\$0	\$0
D. Other Direct Expenses:						
		\$0	\$0	\$0	\$0	\$0
Subtotal:		\$0	\$0	\$0	\$0	\$0
Total:		\$47,000	\$0	\$0	\$0	\$47,000

¹Federal funds are soft matched by the FDOT non-cash match explained on page 3.

Task 3.3 Transportation Improvement Program (TIP) Estimated Budget Detail for FY 2025/26						
Budget Category	Budget Category Description	PL (CPG) ¹	SU (STBG)	FCTD (TD)	TPO Local	Total
Contract Number:						
A. Personnel Services:						
TPO Staff Salaries, fringe benefits, and other deductions		\$35,000	\$0	\$0	\$0	\$35,000
Subtotal:		\$35,000	\$0	\$0	\$0	\$35,000
B. Contract/Consultant Services:						
FY 2026/27 – FY 2030/31 Interactive TIP Update (Independent Contractor)		\$13,000	\$0	\$0	\$0	\$13,000
Subtotal:		\$13,000	\$0	\$0	\$0	\$13,000
C. Travel:						
		\$0	\$0	\$0	\$0	\$0
Subtotal:		\$0	\$0	\$0	\$0	\$0
D. Other Direct Expenses:						
		\$0	\$0	\$0	\$0	\$0
Subtotal:		\$0	\$0	\$0	\$0	\$0
Total:		\$48,000	\$0	\$0	\$0	\$48,000

¹Federal funds are soft matched by the FDOT non-cash match explained on page 3.

Task 3.4 Congestion Management Process (CMP)		
Purpose:		
To maintain and monitor the CMP and identify and prioritize CMP projects for the FDOT Work Program and the TPO LOPP and TIP.		
Previous Work:		
<p>The CMP Implementation Plan prioritizes projects which address identified congestion and safety issues using one or more “quick-fix” strategies. An Annual CMP Report was completed to update congestion and safety issues and explore strategies to address areas of concern. In coordination with FDOT Traffic Operations, the CMP and its Implementation Plan were utilized to allocate the TPO’s CMP box funds of \$300,000-\$400,000 annually. The CMP was also used for the annual development of the LOPP, TIP, and Work Program, and for ongoing project prioritization as needed in coordination with FDOT Traffic Operations.</p> <p>The SmartMoves2045 LRTP contains a CMP element, the Cost Feasible Plan allocates funding to the CMP, and congestion management is incorporated into the Goals, Objectives, and Performance Measures of the SmartMoves2045 LRTP.</p> <p>The CMP Major Update was completed including updating the CMP procedures document and performance measures, updating toolbox of strategies for consideration to reduce congestion, addressing safety issues, providing mobility options, and prioritizing and recommending CMP projects for TPO plans and programs.</p> <p>The TPO completed a Special Events Congestion Management and Parking Plan (SECMAPP) which provides detailed findings and recommended improvements to address the congestion, parking, and safety issues of special event locations in the TPO area.</p> <p>The TPO participated significantly in the development of the FDOT Treasure Coast Transportation Systems Management & Operations (TSM&O) Master Plan.</p> <p>The St. Lucie Advanced Transportation Master Plan (ATMS) Master Plan continued to be implemented.</p>		
Major Activities (performed continuously by the St. Lucie TPO unless otherwise noted):		
<ul style="list-style-type: none"> • CMP Project coordination and prioritization • CMP Annual Report which evaluates the performance of the CMP • ATMS Master Plan Implementation through participation, including attending project progress meetings with FDOT and FDOT’s consultant in the implementation of the ATMS Master Plan; coordination with local agencies; and the development and prioritization of subsequent phases in the TPO’s LOPP • Support the implementation of the Treasure Coast TSM&O Master Plan where it is consistent with the ATMS Master Plan. 		
End Product:	Completion Date:	Performed by: St. Lucie TPO
2025 CMP Annual Report	April 2026	

Task 3.4 Congestion Management Process (CMP) Estimated Budget Detail for FY 2024/25						
Budget Category	Budget Category Description	PL (CPG) ¹	SU (STBG)	FCTD (TD)	TPO Local	Total
Contract Number:						
A. Personnel Services:						
TPO Staff Salaries, fringe benefits, and other deductions		\$10,000	\$0	\$0	\$0	\$10,000
Subtotal:		\$10,000	\$0	\$0	\$0	\$10,000
B. Contract/Consultant Services:						
		\$0	\$0	\$0	\$0	\$0
Subtotal:		\$0	\$0	\$0	\$0	\$0
C. Travel:						
		\$0	\$0	\$0	\$0	\$0
Subtotal:		\$0	\$0	\$0	\$0	\$0
D. Other Direct Expenses:						
		\$0	\$0	\$0	\$0	\$0
Subtotal:		\$0	\$0	\$0	\$0	\$0
Total:		\$10,000	\$0	\$0	\$0	\$10,000

¹Federal funds are soft matched by the FDOT non-cash match explained on page 3.

Task 3.4 Congestion Management Process (CMP) Estimated Budget Detail for FY 2025/26						
Budget Category	Budget Category Description	PL (CPG) ¹	SU (STBG)	FCTD (TD)	TPO Local	Total
Contract Number:						
A. Personnel Services:						
TPO Staff Salaries, fringe benefits, and other deductions		\$10,000	\$0	\$0	\$0	\$10,000
Subtotal:		\$10,000	\$0	\$0	\$0	\$10,000
B. Contract/Consultant Services:						
		\$0	\$0	\$0	\$0	\$0
Subtotal:		\$0	\$0	\$0	\$0	\$0
C. Travel:						
		\$0	\$0	\$0	\$0	\$0
Subtotal:		\$0	\$0	\$0	\$0	\$0
D. Other Direct Expenses:						
		\$0	\$0	\$0	\$0	\$0
Subtotal:		\$0	\$0	\$0	\$0	\$0
Total:		\$10,000	\$0	\$0	\$0	\$10,000

¹Federal funds are soft matched by the FDOT non-cash match explained on page 3.

Task 3.5 Bicycle-Pedestrian/Complete Streets Planning

Purpose:

To review, update, and implement the St. Lucie Walk-Bike Network, build upon previous complete streets planning efforts, and continue the ongoing planning and coordinating efforts which support the provision of bicycle, pedestrian, and greenway facilities.

Previous Work:

The TPO maintained and updated the inventory of bicycle and pedestrian facilities, known as the St. Lucie Walk-Bike Network, and performed activities as needed in support of its implementation. Through the St. Lucie Walk-Bike Network, TPO staff continued to coordinate with the local governments, the St. Lucie School District, FDOT, Florida Department of Environmental Protection Office of Greenways and Trails, and the East Coast Greenway Alliance regarding bicycle/pedestrian/greenway issues and the planning, prioritizing, funding, and implementation of bicycle/pedestrian/greenway facilities. Coordination of complete streets planning activities also occurred through the BPAC, TAC, and CAC. **Potential bicycle/pedestrian/greenway and complete streets projects were identified for funding and considered for prioritization in the TPO’s LOPP.**

Programmed projects reviewed through the Electronic Review Comments (ERC) system were evaluated by the TPO based on bicycle and pedestrian-friendliness.

The St. Lucie Walk-Bike Network was updated.

The TPO continued to develop plans and implement projects to address specific gaps or obstacles impeding the extension of the East Coast Greenway and the Florida SUN Trail through the St. Lucie TPO area.

The SUN Trail Network Port of Fort Pierce Overpass Connector Feasibility Study was completed

Major Activities (performed continuously by the St. Lucie TPO unless otherwise noted):

- Local coordination/support and project review and prioritization including assisting agencies with sidewalk inventories, gap studies, etc. to support their compliance with ADA requirements
- East Coast Greenway (ECG)/Florida SUN Trail coordination and implementation

End Product:	Completion Date:	Performed by: St. Lucie TPO
Electric Bicycle Study	February 2025	
Oxbow Eco-Center Pedestrian Link Feasibility Study	April 2026	

Task 3.5 Bicycle-Pedestrian/Complete Streets Planning Estimated Budget Detail for FY 2024/25						
Budget Category	Budget Category Description	PL (CPG) ¹	SU (STBG) ¹	FCTD (TD)	TPO Local	Total
Contract Number:						
A. Personnel Services:						
TPO Staff Salaries, fringe benefits, and other deductions		\$30,000	\$50,000	\$0	\$0	\$80,000
Subtotal:		\$30,000	\$50,000	\$0	\$0	\$80,000
B. Contract/Consultant Services:						
		\$0	\$0	\$0	\$0	\$0
Subtotal:		\$0	\$0	\$0	\$0	\$0
C. Travel:						
		\$0	\$0	\$0	\$0	\$0
Subtotal:		\$0	\$0	\$0	\$0	\$0
D. Other Direct Expenses:						
		\$0	\$0	\$0	\$0	\$0
Subtotal:		\$0	\$0	\$0	\$0	\$0
Total:		\$30,000	\$50,000	\$0	\$0	\$80,000

¹Federal funds are soft matched by the FDOT non-cash match explained on page 3.

Task 3.5 Bicycle-Pedestrian/Complete Streets Planning Estimated Budget Detail for FY 2025/26						
Budget Category	Budget Category Description	PL (CPG) ¹	SU (STBG)	FCTD (TD)	TPO Local	Total
Contract Number:						
A. Personnel Services:						
TPO Staff Salaries, fringe benefits, and other deductions		\$40,000	\$45,000	\$0	\$0	\$85,000
Subtotal:		\$40,000	\$45,000	\$0	\$0	\$85,000
B. Contract/Consultant Services:						
Oxbow Eco-Center Pedestrian Link Feasibility Study		\$40,000	\$0	\$0	\$0	\$40,000
Subtotal:		\$40,000	\$0	\$0	\$0	\$40,000
C. Travel:						
		\$0	\$0	\$0	\$0	\$0
Subtotal:		\$0	\$0	\$0	\$0	\$0
D. Other Direct Expenses:						
		\$0	\$0	\$0	\$0	\$0
Subtotal:		\$0	\$0	\$0	\$0	\$0
Total:		\$80,000	\$45,000	\$0	\$0	\$125,000

¹Federal funds are soft matched by the FDOT non-cash match explained on page 3.

Task 3.6 Freight Planning		
Purpose:		
To continue promoting the St. Lucie TPO area as the freight gateway to South Florida while enhancing the initiatives of agency partners in support of the important freight facilities of regional and Statewide significance located within the St. Lucie TPO area.		
Previous Work:		
The TPO continued to implement the Treasure Coast Regional Freight Plan that was developed with the Martin and Indian River MPOs.		
The TPO continued to work with FDOT to acquire data and enhance the regional freight model to specifically evaluate transportation investments and their benefits with regard to freight mobility.		
The TPO worked with FDOT on the Freight Activity Areas Identification and Freight Network Segments Study.		
The TPO completed Phase II of the Drone Port/Advanced Air Mobility (AAM) Study to identify suitable destination locations within the TPO area for vertiports/drone ports. Further evaluation was performed on the Treasure Coast International Airport property to identify potential origin locations for vertiport and related development.		
The TPO updated the St. Lucie Freight Network.		
The TPO continued to participate in the MPOAC Freight Advisory Committee.		
The TPO continued to implement the St. Lucie Freight Network and identify and analyze operational improvements to the freight network through the implementation of the St. Lucie ATMS.		
Major Activities (performed continuously by the St. Lucie TPO unless otherwise noted):		
<ul style="list-style-type: none"> • Implement the Treasure Coast Regional Freight Plan and other regional plans • Implement the Port of Fort Pierce Master Plan and other local plans • Maintain liaison with various agency staff • Monitor and update the St. Lucie Freight Network • Support continued implementation of the St. Lucie Freight Logistics Zone • Attend various freight coordination meetings 		
End Product:	Completion Date:	Performed by: St. Lucie TPO
St. Lucie Freight Network Update	December 2025	

Task 3.6 Freight Planning Estimated Budget Detail for FY 2024/25						
Budget Category	Budget Category Description	PL (CPG) ¹	SU (STBG)	FCTD (TD)	TPO Local	Total
Contract Number:						
A. Personnel Services:						
	TPO Staff Salaries, fringe benefits, and other deductions	\$20,000	\$0	\$0	\$0	\$20,000
	Subtotal:	\$20,000	\$0	\$0	\$0	\$20,000
B. Contract/Consultant Services:						
		\$0	\$0	\$0	\$0	\$0
	Subtotal:	\$0	\$0	\$0	\$0	\$0
C. Travel:						
		\$0	\$0	\$0	\$0	\$0
	Subtotal:	\$0	\$0	\$0	\$0	\$0
D. Other Direct Expenses:						
		\$0	\$0	\$0	\$0	\$0
	Subtotal:	\$0	\$0	\$0	\$0	\$0
	Total:	\$20,000	\$0	\$0	\$0	\$20,000

¹Federal funds are soft matched by the FDOT non-cash match explained on page 3.

Task 3.6 Freight Planning Estimated Budget Detail for FY 2025/26						
Budget Category	Budget Category Description	PL (CPG) ¹	SU (STBG)	FCTD (TD)	TPO Local	Total
Contract Number:						
A. Personnel Services:						
	TPO Staff Salaries, fringe benefits, and other deductions	\$20,000	\$0	\$0	\$0	\$20,000
	Subtotal:	\$20,000	\$0	\$0	\$0	\$20,000
B. Contract/Consultant Services:						
		\$0	\$0	\$0	\$0	\$0
	Subtotal:	\$0	\$0	\$0	\$0	\$0
C. Travel:						
		\$0	\$0	\$0	\$0	\$0
	Subtotal:	\$0	\$0	\$0	\$0	\$0
D. Other Direct Expenses:						
		\$0	\$0	\$0	\$0	\$0
	Subtotal:	\$0	\$0	\$0	\$0	\$0
	Total:	\$20,000	\$0	\$0	\$0	\$20,000

¹Federal funds are soft matched by the FDOT non-cash match explained on page 3.

Task 3.7 Safety and Security Planning		
Purpose:		
To provide for the consideration and implementation of projects, strategies, and services which increase the safety and security of the transportation system and users of the system and maintain the TPO’s Continuity of Operations Plan (COOP).		
Previous Work:		
<p>The FDOT/University of Florida Signal 4 Analytics Crash Database was used to facilitate safety project identification and analysis. Based on the crash data analyses, educational safety programs were developed and implemented, and potential safety projects were identified for funding and considered for inclusion in the CMP and prioritization in the TPO’s LOPP.</p> <p>Spot Speed Studies were completed to improve roadway safety at the local high crash locations identified by the Speed Kills Analysis through speed management.</p> <p>Midway Road Safety Study was completed to evaluate the Midway corridor with regard to safety and traffic operations and identify potential improvements to reduce the severity, frequency, and risk for crashes; to manage speeds; and to enhance traffic operations.</p> <p>The TPO continued to perform a COOP exercise annually. The COOP was updated annually to incorporate improvements as a result of lessons learned from the exercises and to add a section devoted to pandemic procedures.</p>		
Major Activities (performed continuously by the St. Lucie TPO unless otherwise noted):		
<ul style="list-style-type: none"> • Analysis of the use of automated enforcement of speeding violations. • Identification of low-cost, short-term bicycle/pedestrian safety improvements that might include distribution of reflective items. • Rail Crossing Safety Infrastructure and Technology Reviews • COOP activations, as needed • CTST Meetings (quarterly) • Signal 4 Analytics Crash Database Utilization • Provision of technical support for local speed management efforts 		
End Product:	Completion Date:	Performed by: St. Lucie TPO
Update of Safety Graphics Displays	February 2025	
COOP Exercise and Update	June 2025	
COOP Exercise and Update	June 2026	

Task 3.7 Safety and Security Planning Estimated Budget Detail for FY 2024/25						
Budget Category	Budget Category Description	PL (CPG) ¹	SU (STBG)	FCTD (TD)	TPO Local	Total
Contract Number:						
A. Personnel Services:						
	TPO Staff Salaries, fringe benefits, and other deductions	\$25,000	\$0	\$0	\$0	\$25,000
	Subtotal:	\$25,000	\$0	\$0	\$0	\$25,000
B. Contract/Consultant Services:						
	Update of Safety Graphics Displays	\$9,000	\$0	\$0	\$0	\$9,000
	Subtotal:	\$9,000	\$0	\$0	\$0	\$9,000
C. Travel:						
		\$0	\$0	\$0	\$0	\$0
	Subtotal:	\$0	\$0	\$0	\$0	\$0
D. Other Direct Expenses:						
		\$0	\$0	\$0	\$0	\$0
	Subtotal:	\$0	\$0	\$0	\$0	\$0
	Total:	\$34,000	\$0	\$0	\$0	\$34,000

¹Federal funds are soft matched by the FDOT non-cash match explained on page 3.

Task 3.7 Safety and Security Planning Estimated Budget Detail for FY 2025/26						
Budget Category	Budget Category Description	PL (CPG) ¹	SU (STBG)	FCTD (TD)	TPO Local	Total
Contract Number:						
A. Personnel Services:						
	TPO Staff Salaries, fringe benefits, and other deductions	\$20,000	\$0	\$0	\$0	\$20,000
	Subtotal:	\$20,000	\$0	\$0	\$0	\$20,000
B. Contract/Consultant Services:						
		\$0	\$0	\$0	\$0	\$0
	Subtotal:	\$0	\$0	\$0	\$0	\$0
C. Travel:						
		\$0	\$0	\$0	\$0	\$0
	Subtotal:	\$0	\$0	\$0	\$0	\$0
D. Other Direct Expenses:						
		\$0	\$0	\$0	\$0	\$0
	Subtotal:	\$0	\$0	\$0	\$0	\$0
	Total:	\$20,000	\$0	\$0	\$0	\$20,000

¹Federal funds are soft matched by the FDOT non-cash match explained on page 3.

Task 3.8 Transportation Disadvantaged (TD) Program		
Purpose:		
To provide coordination and planning services for the St. Lucie County TD Program in accordance with Chapter 427 FS, Rule 41-2 FAC, and the Americans with Disabilities Act (ADA) which includes the identification of unmet TD needs.		
Previous Work:		
<p>TPO Staff assisted the Community Transportation Coordinator (CTC) in its role of providing safe, coordinated TD services to elderly persons, persons with disabilities, veterans, at-risk children, and economically disadvantaged citizens. TPO staff assisted the redesignation of St. Lucie County as CTC and in the development of the Transportation Disadvantaged Service Plan/Coordinated Plan and Annual Update. Staff assisted in finding alternatives to accommodate unmet local needs.</p> <p>TPO staff provided administrative services to the LCB. This included preparation of meeting summaries, agendas, grant applications, progress reports, and other products. Staff also assessed legislatively mandated changes to the state TD program and undertook TD-related activities as necessary to comply with state legislation.</p> <p>The TD program is coordinated with other public transit planning and services, including veteran services, through the LCB and associated work products. TPO staff coordinated with FDOT, the County, and the transit operator and provided technical assistance for the transitioning of non-life sustaining trips from the current demand response program services to fixed or deviated route services.</p> <p>The TD Program continued to incorporate Environmental Justice into its mission by identifying and addressing, as appropriate, the effects of programs, policies, and activities on minority and low-income populations. The TPO continued to strive to involve the potentially affected public and to develop partnerships with and enhance the participation by traditionally underserved communities.</p>		
Major Activities (performed continuously by the St. Lucie TPO unless otherwise noted):		
<ul style="list-style-type: none"> • LCB Meeting Support • LCB Planning Support • CTC Technical Assistance • TD Grant Applications • TD Invoice and Progress Reports 		
End Product:	Completion Date:	Performed by: St. Lucie TPO
TDSP 2024 Annual Update	December 2024	
TDSP 2025 Annual Update	December 2025	
CTC 2025 Evaluation	June 2025	
CTC 2026 Evaluation	June 2026	
LCB Meeting Summaries (Independent contractor services to be used)	After the LCB Meetings	

Task 3.8 Transportation Disadvantaged (TD) Program Estimated Budget Detail for FY 2024/25						
Budget Category	Budget Category Description	PL (CPG)	SU (STBG)	FCTD (TD)	TPO Local	Total
Contract Number:						
A. Personnel Services:						
TPO Staff Salaries, fringe benefits, and other deductions		\$0	\$0	\$23,038	\$0	\$23,038
Subtotal:		\$0	\$0	\$23,038	\$0	\$23,038
B. Contract/Consultant Services:						
LCB Meeting Summaries		\$0	\$0	\$2,000	\$0	\$2,000
Subtotal:		\$0	\$0	\$2,000	\$0	\$2,000
C. Travel:						
Travel Expenses		\$0	\$0	\$800	\$0	\$800
Subtotal:		\$0	\$0	\$800	\$0	\$800
D. Direct Expenses:						
Advertising		\$0	\$0	\$550	\$0	\$550
General & Administrative Charges		\$0	\$0	\$1,500	\$0	\$1,500
Training & Seminar		\$0	\$0	\$300	\$0	\$300
Postage		\$0	\$0	\$15	\$0	\$15
Subtotal:		\$0	\$0	\$2,365	\$0	\$2,365
Total:		\$0	\$0	\$28,203	\$0	\$28,203

Task 3.8 Transportation Disadvantaged (TD) Program Estimated Budget Detail for FY 2025/26						
Budget Category	Budget Category Description	PL (CPG)	SU (STBG)	FCTD (TD)	TPO Local	Total
Contract Number:						
A. Personnel Services:						
TPO Staff Salaries, fringe benefits, and other deductions		\$0	\$0	\$23,038	\$0	\$23,038
Subtotal:		\$0	\$0	\$23,038	\$0	\$23,038
B. Contract/Consultant Services:						
LCB Meeting Summaries		\$0	\$0	\$2,000	\$0	\$2,000
Subtotal:		\$0	\$0	\$2,000	\$0	\$2,000
C. Travel:						
Travel Expenses		\$0	\$0	\$800	\$0	\$800
Subtotal:		\$0	\$0	\$800	\$0	\$800
D. Direct Expenses:						
Advertising		\$0	\$0	\$550	\$0	\$550
General & Administrative Charges		\$0	\$0	\$1,500	\$0	\$1,500
Training & Seminar		\$0	\$0	\$300	\$0	\$300
Postage		\$0	\$0	\$15	\$0	\$15
Subtotal:		\$0	\$0	\$2,365	\$0	\$2,365
Total:		\$0	\$0	\$28,203	\$0	\$28,203

¹Federal funds are soft matched by the FDOT non-cash match explained on page 3.

Task 3.9 Environmental Planning		
Purpose:		
To continue the integration of environmental considerations into the TPO’s metropolitan planning program		
Previous Work:		
<p>The SmartMoves 2045 LRTP incorporates environmental mitigation strategies from a system-wide perspective and considers environmental mitigation strategies in consultation with State, Tribal, and local agencies. The TPO continued to link planning with the National Environmental Policy Act (NEPA). A base map of environmentally sensitive areas was updated in the SmartMoves 2045 LRTP which identifies environmental features such as major hydrology, environmental lands, and Special Emphasis Areas identified by local stakeholders such as the St. Lucie Conservation Alliance and the St. Lucie County Environmental Management Department.</p> <p>As a member of the St. Lucie County Resilience Planning Steering Committee, and the TPO has been working collaboratively with the County Environmental Resources Department staff during the development of the St. Lucie County Vulnerability Assessment Report and the Regional Resilience Plan.</p> <p>As a member of the Environmental Technical Advisory Team (ETAT), the TPO participated in the FDOT Efficient Transportation Decision Making (ETDM) process to further integrate consideration of potential project effects on the cultural, socio-cultural, and natural environments into transportation decision-making and continue early coordination with resource agencies in addressing mitigation activities. The TPO participated in the phases for its Priority Projects where the environmental mitigation activities were further refined.</p> <p>The TPO completed a Carbon Reduction Strategy to evaluate strategies that reduce carbon emissions and expand transportation options for TPO area.</p> <p>The TPO supported the establishment of the Florida Ecological Greenways Network (FEGN) which prioritizes a functionally connected statewide network of public and private conservation lands to conserve and maintain ecological greenway connectivity and protect, connect, and conserve Florida’s native wildlife and natural systems.</p> <p>As extreme weather and changes in environmental conditions continue to present significant and growing risks to the nation’s vital transportation systems, the TPO performed a Transportation Asset/Service Vulnerability Assessment Update to integrate the environmental considerations into the TPO’s metropolitan planning program.</p>		
Major Activities (performed continuously by the St. Lucie TPO unless otherwise noted):		
<ul style="list-style-type: none"> • Participate as ETAT member in ETDM Planning and Programming Screens • Coordinate with State and local agencies to address climate change and to improve the climate adaptation/resiliency and reduce natural disaster risk • Coordinate with State and local agencies responsible for natural resources, environmental protection, conservation, and historic preservation • Integrate FEGN, CCB, and State Wildlife Action Plan into transportation plans 		
End Product:	Completion Date:	
Set GHG Emissions Performance Targets and Report to FDOT	September 2024	Performed by: St. Lucie TPO

Task 3.9 Environmental Planning Estimated Budget Detail for FY 2024/25						
Budget Category	Budget Category Description	PL (CPG) ¹	SU (STBG)	FCTD (TD)	TPO Local	Total
Contract Number:						
A. Personnel Services:						
TPO Staff Salaries, fringe benefits, and other deductions		\$20,000	\$0	\$0	\$0	\$20,000
Subtotal:		\$20,000	\$0	\$0	\$0	\$20,000
B. Contract/Consultant Services:						
		\$0	\$0	\$0	\$0	\$0
Subtotal:		\$0	\$0	\$0	\$0	\$0
C. Travel:						
		\$0	\$0	\$0	\$0	\$0
Subtotal:		\$0	\$0	\$0	\$0	\$0
D. Indirect Expenses:						
		\$0	\$0	\$0	\$0	\$0
Subtotal:		\$0	\$0	\$0	\$0	\$0
Total:		\$20,000	\$0	\$0	\$0	\$20,000

¹Federal funds are soft matched by the FDOT non-cash match explained on page 3.

Task 3.9 Environmental Planning Estimated Budget Detail for FY 2025/26						
Budget Category	Budget Category Description	PL (CPG) ¹	SU (STBG)	FCTD (TD)	TPO Local	Total
Contract Number:						
A. Personnel Services:						
TPO Staff Salaries, fringe benefits, and other deductions		\$20,000	\$0	\$0	\$0	\$20,000
Subtotal:		\$20,000	\$0	\$0	\$0	\$20,000
B. Contract/Consultant Services:						
		\$0	\$0	\$0	\$0	\$0
Subtotal:		\$0	\$0	\$0	\$0	\$0
C. Travel:						
		\$0	\$0	\$0	\$0	\$0
Subtotal:		\$0	\$0	\$0	\$0	\$0
D. Indirect Expenses:						
		\$0	\$0	\$0	\$0	\$0
Subtotal:		\$0	\$0	\$0	\$0	\$0
Total:		\$20,000	\$0	\$0	\$0	\$20,000

¹Federal funds are soft matched by the FDOT non-cash match explained on page 3.

Task 3.10 Automated/Connected/Electric/Shared-Use (ACES) Vehicles Planning		
Purpose:		
To plan and support innovative technologies and business practices with regard to ACES vehicles and determine how best to address the challenges and opportunities presented by ACES vehicles		
Previous Work:		
Technological advancements in transportation have the potential to transform the urban landscape. Automated vehicles, once thought to be futuristic, are being tested on public roadways. Shared mobility providers, the transit industry, and the freight industry have become early adopters of advanced technologies. Adopting and supporting innovative technologies and business practices supports the Florida Transportation Plan and the federal planning factors and goals found in the Federal requirements and legislation.		
The Electric Vehicle Charging Station Plan Update was completed which developed criteria for siting electric vehicle charging stations and selected appropriate locations based on the criteria.		
The Sustainable Transportation Plan was developed which built upon previous ACES, micro-mobility studies and land use and infrastructure planning for sustainable mobility. Special emphasis in the Sustainable Transportation Plan was given to EV charging infrastructure in alignment with current federal funding opportunities.		
Major Activities (performed continuously by the St. Lucie TPO unless otherwise noted):		
<ul style="list-style-type: none"> • Participate in training activities regarding advanced transportation technologies • Attend/host local stakeholder meetings related to ACES • Vehicle Sharing Study – analysis of methods to provide residents and visitors with short-term access to automobiles. • Autonomous Vehicle Study - a status report on self-driving vehicle trends. 		
End Product:	Completion Date:	Performed by: St. Lucie TPO
Autonomous Vehicle Study Update	October 2024	
Vehicle Sharing Study	June 2026	

Task 3.10 ACES Vehicles Planning Estimated Budget Detail for FY 2024/25						
Budget Category	Budget Category Description	PL (CPG) ¹	SU (STBG)	FCTD (TD)	TPO Local	Total
Contract Number:						
A. Personnel Services:						
TPO Staff Salaries, fringe benefits, and other deductions		\$20,000	\$0	\$0	\$0	\$20,000
Subtotal:		\$20,000	\$0	\$0	\$0	\$20,000
B. Contract/Consultant Services:						
		\$0	\$0	\$0	\$0	\$0
Subtotal:		\$0	\$0	\$0	\$0	\$0
C. Travel:						
		\$0	\$0	\$0	\$0	\$0
Subtotal:		\$0	\$0	\$0	\$0	\$0
D. Other Direct Expenses:						
		\$0	\$0	\$0	\$0	\$0
Subtotal:		\$0	\$0	\$0	\$0	\$0
Total:		\$20,000	\$0	\$0	\$0	\$20,000

¹Federal funds are soft matched by the FDOT non-cash match explained on page 3.

Task 3.10 ACES Vehicles Planning Estimated Budget Detail for FY 2025/26						
Budget Category	Budget Category Description	PL (CPG) ¹	SU (STBG) ¹	FCTD (TD)	TPO Local	Total
Contract Number:						
A. Personnel Services:						
TPO Staff Salaries, fringe benefits, and other deductions		\$20,000	\$50,000	\$0	\$0	\$70,000
Subtotal:		\$20,000	\$50,000	\$0	\$0	\$70,000
B. Contract/Consultant Services:						
Vehicle Sharing Study		\$0	\$30,000	\$0	\$0	\$30,000
Subtotal:		\$0	\$30,000	\$0	\$0	\$30,000
C. Travel:						
		\$0	\$0	\$0	\$0	\$0
Subtotal:		\$0	\$0	\$0	\$0	\$0
D. Other Direct Expenses:						
		\$0	\$0	\$0	\$0	\$0
Subtotal:		\$0	\$0	\$0	\$0	\$0
Total:		\$20,000	\$80,000	\$0	\$0	\$100,000

¹Federal funds are soft matched by the FDOT non-cash match explained on page 3.

ELEMENT 4: REGIONAL AND INTERGOVERNMENTAL PLANNING AND COORDINATION

Element 4 includes the planning and coordination activities with other MPOs, State and Federal agencies, the TCRPC, and local agencies and governments that are not readily classified within the other elements. Specific work tasks are listed below and described on the following pages.

Task 4.1 Models of Regional Planning Cooperation

Task 4.2 Intergovernmental Planning and Coordination

Task 4.1 Models of Regional Planning Cooperation

Purpose:

To continue as a model of regional planning cooperation and to coordinate with Federal, State, and other public agencies which are not considered to be local agencies or governments (such as other MPOs, FDOT, and the TCRPC) on projects and activities that are not identified within specific tasks in the other elements of the UPWP while participating in activities of the Treasure Coast Transportation Council (TCTC).

Previous Work:

TPO staff continued to coordinate with the FDOT, TCRPC, Martin and Indian River MPO staffs and coordinated with various non-local governmental and public agencies on regional transportation projects and activities including the implementation of the Treasure Coast Transportation Systems Management and Operations (TSM&O) Master Plan and participation in the Treasure Coast Traffic Management Coalition. To accomplish this task, TPO staff attended meetings; reviewed plans, reports, and other documents; provided data, information, comments, and recommendations; and facilitated presentations to the TPO Board and advisory committees on behalf of the agencies, as appropriate.

The TPO shared resources to implement regional public outreach, data collection, and other common tasks.

The 2045 Treasure Coast RL RTP was developed which included extensive regional coordination. In addition, the TPO continued to participate in other miscellaneous regional planning and coordination meetings.

The TPO staff provided meeting schedules, agendas, minutes, packets, notices, and other staff support, as necessary, for meetings of the TCTC and the TCTAC.

Major Activities (performed continuously by the St. Lucie TPO unless otherwise noted):

- Complete and implement local and regional plans including the 2045 RL RTP and the Treasure Coast Freight Plan
- 2045 RL RTP amendments
- Maintain liaison with various regional agency staff
- Coordinate with rural governmental entities outside of the current MPA boundaries that are impacted by transportation movements between regions
- Support local agency applications for TRIP grant funding
- Support and participate in TCTAC and TCTC and other regional meetings
- Prepare regional meeting agendas, minutes, packets, etc.

End Product:	Completion Date:	Performed by: St. Lucie TPO
Set GHG Emissions Performance Target for Port St. Lucie UZA and Report to FDOT	September 2024	
Submittal of 2025 TRIP Grant Application(s)	March 2025	
Submittal of 2026 TRIP Grant Application(s)	March 2026	

Task 4.1 Models of Regional Planning Cooperation Estimated Budget Detail for FY 2024/25						
Budget Category	Budget Category Description	PL (CPG) ¹	SU (STBG)	FCTD (TD)	TPO Local	Total
Contract Number:						
A. Personnel Services:						
TPO Staff Salaries, fringe benefits, and other deductions		\$20,000	\$0	\$0	\$0	\$20,000
Subtotal:		\$20,000	\$0	\$0	\$0	\$20,000
B. Contract/Consultant Services:						
		\$0	\$0	\$0	\$0	\$0
Subtotal:		\$0	\$0	\$0	\$0	\$0
C. Travel:						
		\$0	\$0	\$0	\$0	\$0
Subtotal:		\$0	\$0	\$0	\$0	\$0
D. Other Direct Expenses:						
		\$0	\$0	\$0	\$0	\$0
Subtotal:		\$0	\$0	\$0	\$0	\$0
Total:		\$20,000	\$0	\$0	\$0	\$20,000

¹Federal funds are soft matched by the FDOT non-cash match explained on page 3.

Task 4.1 Models of Regional Planning Cooperation Estimated Budget Detail for FY 2025/26						
Budget Category	Budget Category Description	PL (CPG) ¹	SU (STBG)	FCTD (TD)	TPO Local	Total
Contract Number:						
A. Personnel Services:						
TPO Staff Salaries, fringe benefits, and other deductions		\$20,000	\$0	\$0	\$0	\$20,000
Subtotal:		\$20,000	\$0	\$0	\$0	\$20,000
B. Contract/Consultant Services:						
		\$0	\$0	\$0	\$0	\$0
Subtotal:		\$0	\$0	\$0	\$0	\$0
C. Travel:						
		\$0	\$0	\$0	\$0	\$0
Subtotal:		\$0	\$0	\$0	\$0	\$0
D. Other Direct Expenses:						
		\$0	\$0	\$0	\$0	\$0
Subtotal:		\$0	\$0	\$0	\$0	\$0
Total:		\$20,000	\$0	\$0	\$0	\$20,000

¹Federal funds are soft matched by the FDOT non-cash match explained on page 3.

Task 4.2 Intergovernmental Planning and Coordination

Purpose:

To coordinate with local agencies and governments on projects and activities that are not identified within specific tasks in other elements of the UPWP.

Previous Work:

TPO staff coordinated with various local agencies and governments on transportation projects and activities affecting the MPA. The planning and coordination activities included attending meetings; reviewing plans, reports, and other documents; and providing data, information, comments, and recommendations.

TPO staff reviewed and commented on various land use amendments and development plans for local governments in the MPA. The TCRPM continued to be utilized to assist in the analysis of transportation issues.

TPO staff also provided technical support to the local agencies and governments in the completion of transportation improvement grant applications.

To promote consistency among local plans and ensure appropriate improvements from **development, the TPO identified projects based on its TIP, LOPP, and FDOT’s Work Program** to be included in Capital Improvement Elements of local government comprehensive plans.

The TPO conducted reviews of local projects from a traffic and transportation perspective to evaluate consistency with regional and long range plans. The TPO also reviewed relevant plans regarding airport and port planning activities in relation to TPO planning and programming activities.

TPO staff facilitated the program for the Treasure Coast Scenic Highway (TCSH), which traverses the St. Lucie TPO MPA, to enhance and protect corridor resources and facilities.

Major Activities (performed continuously by the St. Lucie TPO unless otherwise noted):

- Treasure Coast Scenic Highway (TCSHP) program implementation and support
- TCSHP Website/social media management (independent contractor to be used)
- Attend/host intergovernmental meetings
- Review plans, reports, and other documents.
- Provide data, information, comments, and recommendations.
- Prepare meeting agendas, minutes, packets, etc.
- Provide transportation grant support including for Transportation Alternatives Program (TAP) grants
- Serve as a resource for information and technical assistance in local government compliance with ADA
- Development and maintenance of Transportation Impact Tracker

End Product:	Completion Date:	Performed by: St. Lucie TPO
TCSH 2025 Annual Work Plan	December 2024	
TCSH 2024 Annual Report	February 2025	
Submittal of 2025 TAP Grant Application(s)	March 2025	
TCSH 2026 Annual Work Plan	December 2025	
TCSH 2025 Annual Report	February 2026	
Submittal of 2026 TAP Grant Application(s)	March 2026	

Task 4.2 Intergovernmental Planning and Coordination Estimated Budget Detail for FY 2024/25						
Budget Category	Budget Category Description	PL (CPG) ¹	SU (STBG)	FCTD (TD)	TPO Local	Total
Contract Number:						
A. Personnel Services:						
TPO Staff Salaries, fringe benefits, and other deductions		\$25,000	\$0	\$0	\$0	\$25,000
Subtotal:		\$25,000	\$0	\$0	\$0	\$25,000
B. Contract/Consultant Services:						
TCSHP Website/social media management		\$10,000	\$0	\$0	\$0	\$10,000
Subtotal:		\$10,000	\$0	\$0	\$0	\$10,000
C. Travel:						
		\$0	\$0	\$0	\$0	\$0
Subtotal:		\$0	\$0	\$0	\$0	\$0
D. Other Direct Expenses:						
		\$0	\$0	\$0	\$0	\$0
Subtotal:		\$0	\$0	\$0	\$0	\$0
Total:		\$35,000	\$0	\$0	\$0	\$35,000

¹Federal funds are soft matched by the FDOT non-cash match explained on page 3.

Task 4.2 Intergovernmental Planning and Coordination Estimated Budget Detail for FY 2025/26						
Budget Category	Budget Category Description	PL (CPG) ¹	SU (STBG)	FCTD (TD)	TPO Local	Total
Contract Number:						
A. Personnel Services:						
TPO Staff Salaries, fringe benefits, and other deductions		\$25,000	\$0	\$0	\$0	\$25,000
Subtotal:		\$25,000	\$0	\$0	\$0	\$25,000
B. Contract/Consultant Services:						
TCSHP Website/social media management		\$12,000	\$0	\$0	\$0	\$12,000
Subtotal:		\$12,000	\$0	\$0	\$0	\$12,000
C. Travel:						
		\$0	\$0	\$0	\$0	\$0
Subtotal:		\$0	\$0	\$0	\$0	\$0
D. Other Direct Expenses:						
		\$0	\$0	\$0	\$0	\$0
Subtotal:		\$0	\$0	\$0	\$0	\$0
Total:		\$37,000	\$0	\$0	\$0	\$37,000

¹Federal funds are soft matched by the FDOT non-cash match explained on page 3.

ELEMENT 5: PUBLIC PARTICIPATION, EDUCATION & OUTREACH

Element 5 includes the activities conducted to ensure continuing, comprehensive, and cooperative public involvement in the transportation planning process. Providing the public with educational opportunities is intended to enhance and strengthen the level of public participation which is consistent with the UPWP Planning Priorities and the Federal Planning Factors. Specific work tasks are listed below and described on the following pages.

Task 5.1 Public Participation, Education & Outreach

Task 5.1 Public Participation, Education & Outreach

Purpose:

To ensure that the TPO’s public involvement process meets or exceeds Federal and State regulations and provides opportunities for the public to participate in the transportation planning process.

Previous Work:

The TPO continued to enhance its public participation activities. Techniques included the use of the TPO website, visualization techniques, press releases, public access TV broadcasts, social media, and smartphone applications; the provision of graphic presentations at meetings; the provision of access for persons with disabilities to all meetings; and the availability of alternative language translations to facilitate the participation of non-English speaking populations in the public participation process. All TPO meetings continued to be open to the public and conducted in geographically diverse locations including outside of typical governmental administration buildings to enhance public attendance. Staff conducted demographic analysis and identified trends at neighborhood levels through GIS capabilities combined with field work. Public comment periods for work products were maintained, and TPO staff continued to respond to routine inquiries from the public. Annual Evaluations of Effectiveness of the Public Participation Plan (PPP) were conducted.

The TPO continued to strive to involve the potentially affected public and enhance the participation by traditionally underserved communities. Achieving environmental justice in the planning process continued to be part of the TPO mission by identifying and addressing, as appropriate, the effects of programs, policies, and activities on minority and low income populations. The TPO annually reviewed its Title VI program and complied with all Title VI and environmental justice requirements. The TPO Board adopted a major update of the Title VI Plan.

The TPO website was continuously updated to enhance user-friendliness and visualization and was instrumental in facilitating public input on the development of the UPWP, PPP, and other projects.

TPO staff provided support to the CAC and BPAC. Regular meetings of the CAC, TAC, BPAC, LCB, and TPO Board were conducted, all of which were open to the public.

Major Activities (performed continuously by the St. Lucie TPO unless otherwise noted):

- Implementation of the PPP
- CAC/BPAC meetings and support
- Website/social media management (independent contractor to be used)
- Title VI and environmental justice compliance

End Product:	Completion Date:	Performed by: St. Lucie TPO
PPP Major Update	December 2024	
Annual PPP Evaluation of Effectiveness and Update	February 2026	

Task 5.1 Public Participation, Education & Outreach Estimated Budget Detail for FY 2024/25						
Budget Category	Budget Category Description	PL (CPG) ¹	SU (STBG) ¹	FCTD (TD)	TPO Local	Total
Contract Number:						
A. Personnel Services:						
TPO Staff Salaries, fringe benefits, and other deductions		\$30,000	\$30,000	\$0	\$0	\$60,000
Subtotal:		\$30,000	\$30,000	\$0	\$0	\$60,000
B. Contract/Consultant Services:						
Website/social media management		\$50,000	\$0	\$0	\$0	\$50,000
PPP Major Update		\$0	\$20,000	\$0	\$0	\$20,000
Subtotal:		\$50,000	\$20,000	\$0	\$0	\$70,000
C. Travel:						
		\$0	\$0	\$0	\$0	\$0
Subtotal:		\$0	\$0	\$0	\$0	\$0
D. Other Direct Expenses:						
		\$0	\$0	\$0	\$0	\$0
Subtotal:		\$0	\$0	\$0	\$0	\$0
Total:		\$80,000	\$50,000	\$0	\$0	\$130,000

¹Federal funds are soft matched by the FDOT non-cash match explained on page 3.

Task 5.1 Public Participation, Education & Outreach Estimated Budget Detail for FY 2025/26						
Budget Category	Budget Category Description	PL (CPG) ¹	SU (STBG)	FCTD (TD)	TPO Local	Total
Contract Number:						
A. Personnel Services:						
TPO Staff Salaries, fringe benefits, and other deductions		\$30,000	\$0	\$0	\$0	\$30,000
Subtotal:		\$30,000	\$0	\$0	\$0	\$30,000
B. Contract/Consultant Services:						
Website/social media management		\$50,000	\$0	\$0	\$0	\$50,000
Subtotal:		\$50,000	\$0	\$0	\$0	\$50,000
C. Travel:						
		\$0	\$0	\$0	\$0	\$0
Subtotal:		\$0	\$0	\$0	\$0	\$0
D. Other Direct Expenses:						
		\$0	\$0	\$0	\$0	\$0
Subtotal:		\$0	\$0	\$0	\$0	\$0
Total:		\$80,000	\$0	\$0	\$0	\$80,000

¹Federal funds are soft matched by the FDOT non-cash match explained on page 3.

IV. SUMMARY BUDGET TABLES

TABLE 1 Work Task Summary

The following table summarizes the end products, target dates, and budget for each UPWP element and work task:

Element	Task	End Products	Completion Dates	FY 2024/25 Budget	FY 2025/26 Budget
1. Program Administration	1.1 Program Management	2025 Legislative Priorities (uses local funds only)	December 2024	\$434,171	\$426,581
		2025 Annual Joint Certification Review	May 2025		
		Quadrennial Federal Certification Review	September 2025		
		2026 Legislative Priorities (uses local funds only)	October 2025		
		2026 Annual Joint Certification Review	May 2026		
	1.2 UPWP Development	FY 2026/27 – FY 2027/28 UPWP Call for Projects	December 2025	\$5,000	\$25,000
		Review by Advisory Committees & Board	March/April 2026		
		Transmittal to FDOT	March 2026		
		Public Comment Period	March/April 2026		
		Adoption by Board	April 2026		
Transmittal to FHWA & FTA		May 2026			
UPWP Amendments	As needed				
2. Modeling, GIS, Data Management, and Performance Measurement	2.1 Travel Demand Modeling	2050 LRTP Update Modeling Activities	February 2026	\$10,000	\$10,000
	2.2 GIS And Data Management	Mobility Data from 2050 LRTP Update	February 2026	\$40,000	\$30,000
	2.3 Traffic Count Program Management	2025 Traffic Count and LOS Report/US-1 Corridor Congestion	June/April 2025	\$75,000	\$50,000
		2026 Traffic Count and LOS Report	June 2024		
	2.4 Performance Measurement and Target Setting	Set GHG Emissions Performance Targets and Report to FDOT	September 2024	\$20,000	\$20,000
		Set 2025 Safety Performance Targets and Report to FDOT	February 2025		
Set 2026 Safety Performance Targets and Report to FDOT		February 2026			
3. Recurring and Systems and Project Planning	3.1 Long Range Transportation Planning	TIP/LRTP Performance Report 2025	June 2025	\$215,000	\$235,000
		2050 LRTP Update with Mobility Data	February 2026		
	3.2 Transit Planning	TDP Annual Progress Report	September 2024	\$115,000	\$105,000
		Regional Bus Route Update	August 2025		
		TDP Annual Progress Report	September 2025		
	3.3 Transportation Improvement Program (TIP)	Review/Endorsement of FDOT’s Five-Year Work Program	December 2024	\$47,000	\$48,000
		FY 2025/26 – FY 2029/30 TIP Adoption & Interactive TIP Update	June 2025		
		Annual Publication of Obligated Federal Projects	June 2025		
		Submittal of 2025/26 LOPP to FDOT	June 2025		
		Review/Endorsement of FDOT’s Five-Year Work Program	October 2025		
		FY 2026/27 – FY 2030/31 TIP Adoption & Interactive TIP Update	June 2026		
	Annual Publication of Obligated Federal Projects	June 2026			
	3.4 Congestion Management Process (CMP)	Submittal of 2026/27 LOPP to FDOT	June 2026	\$10,000	\$10,000
2025 CMP Annual Report		April 2026			



Element	Task	End Products	Completion Dates	FY 2024/25 Budget	FY 2025/26 Budget
3. Recurring and Systems and Project Planning (continued)	3.5 Bicycle-Pedestrian/Complete Streets Planning	Electric Bicycle Study	February 2025	\$80,000	\$125,000
		Oxbow Eco-Center Pedestrian Link Feasibility Study	April 2026		
	3.6 Freight Planning	St. Lucie Freight Network Update	December 2025	\$20,000	\$20,000
	3.7 Safety and Security Planning	Update of Safety Graphics Displays	February 2025	\$34,000	\$20,000
		COOP Exercise and Update	June 2025		
		COOP Exercise and Update	June 2026		
	3.8 Transportation Disadvantaged (TD) Program	TDSP 2024 Annual Update	December 2024	\$28,203	\$28,203
		TDSP 2025 Annual Update	December 2025		
		CTC 2025 Evaluation	June 2025		
		CTC 2026 Evaluation	June 2026		
	LCB Meeting Summaries	After the LCB Meetings			
3.9 Environmental Planning	Set GHG Emissions Performance Targets and Report to FDOT	September 2024	\$20,000	\$20,000	
3.10 ACES Vehicles Planning	Autonomous Vehicle Study Update	October 2024	\$20,000	\$100,000	
	Vehicle Sharing Study	June 2026			
4. Regional and Intergovernmental Planning and Coordination	4.1 Models of Regional Planning Cooperation	Set GHG Emissions Performance Target for Port St. Lucie UZA and Report to FDOT	September 2024	\$20,000	\$20,000
		Submittal of 2025 TRIP Grant Application(s)	March 2025		
		Submittal of 2026 TRIP Grant Application(s)	March 2026		
	4.2 Intergovernmental Planning and Coordination	TCSH 2025 Annual Work Plan	December 2024	\$35,000	\$37,000
		TCSH 2024 Annual Report	February 2025		
		Submittal of 2025 TAP Grant Application(s)	March 2025		
		TCSH 2026 Annual Work Plan	December 2025		
	TCSH 2025 Annual Report	February 2026			
	Submittal of 2026 TAP Grant Application(s)	March 2026			
5. Public Participation, Education & Outreach	5.1 Public Participation, Education & Outreach	PPP Major Update	December 2024	\$130,000	\$80,000
		Annual PPP Evaluation of Effectiveness and Update	February 2026		
				\$1,358,374	\$1,409,784

In addition to identifying planning priorities, elements, and tasks, the UPWP identifies de-obligated funds, carry-forward funds, close-out balances, fiscal year allocations, available funds, and fiscal year expenses.

De-obligated funds are those funds that were budgeted in the previous UPWP but were not spent and were de-obligated. Carry-forward funds are those funds that were available but were not budgeted in the previous UPWP and, therefore, are accumulated. Close-out balances are those funds that were budgeted in a previous fiscal year but were not spent and were not de-obligated. The de-obligated funds, carry-forward funds, and close-out balances are combined with the fiscal year allocations to determine the available funds for the fiscal year.

FDOT policy limits the PL fund carry-forward to 50 percent of the annual allocation. The following tables summarize the financial information for the two fiscal years of the UPWP:

TABLE 2 Revenues (FY 2024/25)

SOURCE OF FUNDS	PL (CPG)	SU (STBG)	FCTD (TD)	TPO Local	Totals
Carry-Forward (without FY 2022/23 -FY 2023/24 Close-Out Balance) *	\$125,123	\$0	\$0	\$2,000	\$127,123
FY 2022/23- FY 2023/24 Close-Out Balance	*	\$0	\$0	\$0	\$0
FY 2024/25 Allocation	\$803,048	\$400,000	\$28,203	\$0	\$1,231,251
State Match (FDOT D Funds)	**	**	N/A	\$0	\$0
Local Match (St. Lucie County)	**	**	N/A	\$0	\$0
Total FY 2024/25 Available	\$928,171	\$400,000	\$28,203	\$2,000	\$1,358,374
FY 2024/25 UPWP Expenses	\$928,171	\$400,000	\$28,203	\$2,000	\$1,358,374

Notes

- * The Close-Out Balance applies to PL Funds only, will be determined after FY 2024/25, and will not be available until FY 2025/26.
- ** The Local Match for PL & SU Funds is included in the State Match for PL & SU Funds which is identified on page 3 and is detailed by Task in Tables 4-7.

TABLE 3 Revenues (FY 2025/26)

SOURCE OF FUNDS	PL (CPG)	SU (STBG)	FCTD (TD)	TPO Local	Totals
Carry-Forward (without FY 2022/23 -FY 2023/24 Close-Out Balance) *	\$0	\$0	\$0	\$2,000	\$2,000
FY 2023/24 De-Obligation	\$0	\$0	\$0	\$0	\$0
FY 2022/23- FY 2023/24 Close-Out Balance	\$167,000	\$0	\$0	\$0	\$167,000
FY 2025/26 Allocation	\$812,581	\$400,000	\$28,203	\$0	\$1,240,784
State Match (FDOT D Funds)	**	**	N/A	\$0	\$0
Local Match (St. Lucie County)	**	**	N/A	\$0	\$0
Total FY 2025/26 Available	\$979,581	\$400,000	\$28,203	\$2,000	\$1,409,784
FY 2025/26 UPWP Expenses	\$979,581	\$400,000	\$28,203	\$2,000	\$1,409,784

Notes

- * The Close-Out Balance is estimated applies to PL Funds only, will be determined after FY 2024/25, and will not be available until FY 2025/26.
- ** The Local Match for PL & SU Funds is included in the State Match for PL & SU Funds which is identified on page 3 and is detailed by Task in Tables 4-7.

TABLE 4 Agency Participation (FY 2024/25)

Task	Federal		State		Local	Total	Amount to Consultant
	PL (CPG)	SU (STBG)	FDOT Soft Match ¹	FCTD (TD)	TPO		
Contract Number:							
1.1 Program Management	\$432,171	\$0	\$95,318	\$0	\$2,000	\$529,489	\$40,000
1.2 UPWP Development	\$5,000	\$0	\$1,103	\$0	\$0	\$6,103	\$0
2.1 Travel Demand Modeling	\$10,000	\$0	\$2,206	\$0	\$0	\$12,206	\$0
2.2 GIS and Data Management	\$40,000	\$0	\$8,822	\$0	\$0	\$48,822	\$0
2.3 Traffic Count Program Management	\$0	\$75,000	\$16,542	\$0	\$0	\$91,542	\$65,000
2.4 Performance Measurement and Target Setting	\$20,000	\$0	\$4,411	\$0	\$0	\$24,411	\$0
3.1 Long Range Transportation Planning	\$35,000	\$180,000	\$47,419	\$0	\$0	\$262,419	\$150,000
3.2 Transit Planning	\$70,000	\$45,000	\$25,364	\$0	\$0	\$140,364	\$0
3.3 Transportation Improvement Program (TIP)	\$47,000	\$0	\$10,366	\$0	\$0	\$57,366	\$12,000
3.4 Congestion Management Process (CMP)	\$10,000	\$0	\$2,206	\$0	\$0	\$12,206	\$0
3.5 Bike Complete Streets Planning	\$30,000	\$50,000	\$17,644	\$0	\$0	\$97,644	\$0
3.6 Freight Planning	\$20,000	\$0	\$4,411	\$0	\$0	\$24,411	\$0
3.7 Safety and Security Planning	\$34,000	\$0	\$7,499	\$0	\$0	\$41,499	\$9,000
3.8 Transportation Disadvantaged (TD) Program	\$0	\$0	\$0	\$28,203	\$0	\$28,203	\$2,000
3.9 Environmental Planning	\$20,000	\$0	\$4,411	\$0	\$0	\$24,411	\$0
3.10 ACES Vehicles Planning	\$20,000	\$0	\$4,411	\$0	\$0	\$24,411	\$0
4.1 Models of Regional Planning Cooperation ²	\$20,000	\$0	\$4,411	\$0	\$0	\$24,411	\$0
4.2 Intergovernmental Planning and Coordination	\$35,000	\$0	\$7,719	\$0	\$0	\$42,719	\$10,000
5.1 Public Participation, Education & Outreach	\$80,000	\$50,000	\$28,672	\$0	\$0	\$158,672	\$70,000
Total	\$928,171	\$400,000	\$292,936	\$28,203	\$2,000	\$1,651,310	\$358,000

¹FDOT non-cash match explained on page 3

TABLE 5 Agency Participation (FY 2025/26)

Task	Federal		State		Local	Total	Amount to Consultant
	PL (CPG)	SU (STBG)	FDOT Soft Match ¹	FCTD (TD)	TPO		
Contract Number:							
1.1 Program Management	\$424,581	\$0	\$93,644	\$0	\$2,000	\$520,225	\$40,000
1.2 UPWP Development	\$25,000	\$0	\$5,514	\$0	\$0	\$30,514	\$0
2.1 Travel Demand Modeling	\$10,000	\$0	\$2,206	\$0	\$0	\$12,206	\$0
2.2 GIS and Data Management	\$30,000	\$0	\$6,617	\$0	\$0	\$36,617	\$0
2.3 Traffic Count Program Management	\$0	\$50,000	\$11,028	\$0	\$0	\$61,028	\$45,000
2.4 Performance Measurement and Target Setting	\$20,000	\$0	\$4,411	\$0	\$0	\$24,411	\$0
3.1 Long Range Transportation Planning	\$35,000	\$200,000	\$51,831	\$0	\$0	\$286,831	\$150,000
3.2 Transit Planning	\$80,000	\$25,000	\$23,158	\$0	\$0	\$128,158	\$0
3.3 Transportation Improvement Program (TIP)	\$48,000	\$0	\$10,587	\$0	\$0	\$58,587	\$13,000
3.4 Congestion Management Process (CMP)	\$10,000	\$0	\$2,206	\$0	\$0	\$12,206	\$0
3.5 Bike Complete Streets Planning	\$80,000	\$45,000	\$27,569	\$0	\$0	\$152,569	\$40,000
3.6 Freight Planning	\$20,000	\$0	\$4,411	\$0	\$0	\$24,411	\$0
3.7 Safety and Security Planning	\$20,000	\$0	\$4,411	\$0	\$0	\$24,411	\$0
3.8 Transportation Disadvantaged (TD) Program	\$0	\$0	\$0	\$28,203	\$0	\$28,203	\$2,000
3.9 Environmental Planning	\$20,000	\$0	\$4,411	\$0	\$0	\$24,411	\$0
3.10 ACES Vehicles Planning	\$20,000	\$80,000	\$22,056	\$0	\$0	\$122,056	\$30,000
4.1 Models of Regional Planning Cooperation ²	\$20,000	\$0	\$4,411	\$0	\$0	\$24,411	\$0
4.2 Intergovernmental Planning and Coordination	\$37,000	\$0	\$8,161	\$0	\$0	\$45,161	\$12,000
5.1 Public Participation, Education & Outreach	\$80,000	\$0	\$17,644	\$0	\$0	\$97,644	\$50,000
Total	\$979,581	\$400,000	\$304,275	\$28,203	\$2,000	\$1,714,059	\$382,000

¹FDOT non-cash match explained on page 3

TABLE 6 Funding Sources (FY 2024/25)

Task	PL (CPG)		SU (STBG)	FCTD (TD)	TPO Local	Total (minus soft match)	Amount to Consultant
	Federal	State ¹					
Contract Number:							
1.1 Program Management	\$432,171	\$95,318	\$0	\$0	\$2,000	\$434,171	\$40,000
1.2 UPWP Development	\$5,000	\$1,103	\$0	\$0	\$0	\$5,000	\$0
2.1 Travel Demand Modeling	\$10,000	\$2,206	\$0	\$0	\$0	\$10,000	\$0
2.2 GIS and Data Management	\$40,000	\$8,822	\$0	\$0	\$0	\$40,000	\$0
2.3 Traffic Count Program Management	\$0	\$16,542	\$75,000	\$0	\$0	\$75,000	\$65,000
2.4 Performance Measurement and Target Setting	\$20,000	\$4,411	\$0	\$0	\$0	\$20,000	\$0
3.1 Long Range Transportation Planning	\$35,000	\$47,419	\$180,000	\$0	\$0	\$215,000	\$150,000
3.2 Transit Planning	\$70,000	\$25,364	\$45,000	\$0	\$0	\$115,000	\$0
3.3 Transportation Improvement Program (TIP)	\$47,000	\$10,366	\$0	\$0	\$0	\$47,000	\$12,000
3.4 Congestion Management Process (CMP)	\$10,000	\$2,206	\$0	\$0	\$0	\$10,000	\$0
3.5 Bike Complete Streets Planning	\$30,000	\$17,644	\$50,000	\$0	\$0	\$80,000	\$0
3.6 Freight Planning	\$20,000	\$4,411	\$0	\$0	\$0	\$20,000	\$0
3.7 Safety and Security Planning	\$34,000	\$7,499	\$0	\$0	\$0	\$34,000	\$9,000
3.8 Transportation Disadvantaged (TD) Program	\$0	\$0	\$0	\$28,203	\$0	\$28,203	\$2,000
3.9 Environmental Planning	\$20,000	\$4,411	\$0	\$0	\$0	\$20,000	\$0
3.10 ACES Vehicles Planning	\$20,000	\$4,411	\$0	\$0	\$0	\$20,000	\$0
4.1 Models of Regional Planning Cooperation ³	\$20,000	\$4,411	\$0	\$0	\$0	\$20,000	\$0
4.2 Intergovernmental Planning and Coordination	\$35,000	\$7,719	\$0	\$0	\$0	\$35,000	\$10,000
5.1 Public Participation, Education & Outreach	\$80,000	\$28,672	\$50,000	\$0	\$0	\$130,000	\$70,000
Total	\$928,171	\$292,936	\$400,000	\$28,203	\$2,000	\$1,358,374	\$358,000

¹Soft match which is the FDOT non-cash match explained on page 3

TABLE 7 Funding Sources (FY 2025/26)

Task	PL (CPG)		SU (STBG)	FCTD (TD)	TPO Local	Total (minus soft match)	Amount to Consultant
	Federal	State ¹					
Contract Number:							
1.1 Program Management	\$424,581	\$93,644	\$0	\$0	\$2,000	\$426,581	\$40,000
1.2 UPWP Development	\$25,000	\$5,514	\$0	\$0	\$0	\$25,000	\$0
2.1 Travel Demand Modeling	\$10,000	\$2,206	\$0	\$0	\$0	\$10,000	\$0
2.2 GIS and Data Management	\$30,000	\$6,617	\$0	\$0	\$0	\$30,000	\$0
2.3 Traffic Count Program Management	\$0	\$11,028	\$50,000	\$0	\$0	\$50,000	\$45,000
2.4 Performance Measurement and Target Setting	\$20,000	\$4,411	\$0	\$0	\$0	\$20,000	\$0
3.1 Long Range Transportation Planning	\$35,000	\$51,831	\$200,000	\$0	\$0	\$235,000	\$150,000
3.2 Transit Planning	\$80,000	\$23,158	\$25,000	\$0	\$0	\$105,000	\$0
3.3 Transportation Improvement Program (TIP)	\$48,000	\$10,587	\$0	\$0	\$0	\$48,000	\$13,000
3.4 Congestion Management Process (CMP)	\$10,000	\$2,206	\$0	\$0	\$0	\$10,000	\$0
3.5 Bike Complete Streets Planning	\$80,000	\$27,569	\$45,000	\$0	\$0	\$125,000	\$40,000
3.6 Freight Planning	\$20,000	\$4,411	\$0	\$0	\$0	\$20,000	\$0
3.7 Safety and Security Planning	\$20,000	\$4,411	\$0	\$0	\$0	\$20,000	\$0
3.8 Transportation Disadvantaged (TD) Program	\$0	\$0	\$0	\$28,203	\$0	\$28,203	\$2,000
3.9 Environmental Planning	\$20,000	\$4,411	\$0	\$0	\$0	\$20,000	\$0
3.10 ACES Vehicles Planning	\$20,000	\$22,056	\$80,000	\$0	\$0	\$100,000	\$30,000
4.1 Models of Regional Planning Cooperation ³	\$20,000	\$4,411	\$0	\$0	\$0	\$20,000	\$0
4.2 Intergovernmental Planning and Coordination	\$37,000	\$8,161	\$0	\$0	\$0	\$37,000	\$12,000
5.1 Public Participation, Education & Outreach	\$80,000	\$17,644	\$0	\$0	\$0	\$80,000	\$50,000
Total	\$979,581	\$304,275	\$400,000	\$28,203	\$2,000	\$1,409,784	\$382,000

¹Soft match which is the FDOT non-cash match explained on page 3

APPENDIX A
ACRONYM LIST

ACRONYM LIST

<u>Acronym</u>	<u>Full Name</u>
ADA	Americans with Disabilities Act
ATMS	Advanced Transportation Management System
BIL	Bipartisan Infrastructure Law
BOCC	St. Lucie Board of County Commissioners
BPAC	Bicycle-Pedestrian Advisory Committee
CAC	Citizens Advisory Committee
CDMS	Crash Data Management System
CFDA	Catalog of Federal Domestic Assistance
CFR	Code of Federal Regulations
CPG	Consolidated Planning Grant
CMP	Congestion Management Process
CMS	Congestion Management System
CTC	Community Transportation Coordinator
CTST	Community Traffic Safety Team
ECG	East Coast Greenway
EJ	Environmental Justice
ERC	Electronic Review Comments
ETAT	Environmental Technical Advisory Team
ETDM	Efficient Transportation Decision Making
F.A.C.	Florida Administrative Code
FCTD	Florida Commission for the Transportation Disadvantaged
FDEP	Florida Department of Environmental Protection
FDOT	Florida Department of Transportation
FHWA	Federal Highway Administration
F.S.	Florida Statute
FSUTMS	Florida Standard Urban Transportation Model Structure
FTA	Federal Transit Administration
FTP	Florida Transportation Plan
FY	Fiscal Year
GIS	Geographic Information System
GOP	Goal, Objective, and Policy
ITS	Intelligent Transportation System
LCB	Local Coordinating Board for the Transportation Disadvantaged
LEP	Limited English Proficiency
LOPP	List of Priority Projects
LOS	Level of Service
LOSAS	Level of Service Analysis System
L RTP	Long Range Transportation Plan
MAP-21	Moving Ahead for Progress in the 21st Century
MPA	Metropolitan Planning Area
MPO	Metropolitan Planning Organization
MPOAC	Metropolitan Planning Organization Advisory Council
PD&E	Project Development & Environment
RFP	Request for Proposal

PPP	Public Participation Plan
P&R	Park & Ride
RLRTP	Regional Long Range Transportation Plan
SIS	Strategic Intermodal System
SR	State Road
STBG/SU	Surface Transportation Block Grant
STIP	State Transportation Improvement Program
TAC	Technical Advisory Committee
TAD	Traffic Analysis District
TAP	Transportation Alternatives Program
TAZ	Traffic Analysis Zone
TCCME	Treasure Coast Corridor Management Entity
TCDMS	Traffic Count Data Management System
TCRPC	Treasure Coast Regional Planning Council
TCRPM	Treasure Coast Regional Planning Model
TCSH	Treasure Coast Scenic Highway
TCTAC	Treasure Coast Technical Advisory Committee
TCTC	Treasure Coast Transportation Council
TCTM	Treasure Coast Transit Meeting
TD	Transportation Disadvantaged
TDM	Travel Demand Management
TDP	Transit Development Plan
TDSP	Transportation Disadvantaged Service Plan
TE	Transportation Enhancement
TIP	Transportation Improvement Program
Title VI	Civil Rights/nondiscrimination law
TMA	Transportation Management Area
TPO	Transportation Planning Organization
TRIP	Transportation Regional Incentive Program
UPWP	Unified Planning Work Program
USC	United States Code
US DOT	United States Department of Transportation
UZA	Urbanized Area



AGENDA ITEM SUMMARY

Board/Committee:	Citizens Advisory Committee (CAC)
Meeting Date:	March 19, 2024
Item Number:	7a
Item Title:	Community Profiles Update
Item Origination:	Unified Planning Work Program (UPWP) and Federal Title VI Requirements
UPWP Reference:	Task 6.1: Public Involvement
Requested Action:	Discuss and provide comments to Staff.
Staff Recommendation:	It is recommended that comments be provided regarding the Community Profiles Update.

Attachments

- TPO Staff Report
- Community Profiles Maps



Coco Vista Centre
 466 SW Port St. Lucie Blvd, Suite 111
 Port St. Lucie, FL 34953
 772-462-1593 www.stlucietpo.org

MEMORANDUM

TO: Citizens Advisory Committee (CAC)

THROUGH: Peter Buchwald
 Executive Director

FROM: Yi Ding
 Transportation Systems Manager

DATE: March 12, 2024

SUBJECT: Community Profiles Update

BACKGROUND

A Federal Title VI requirement for metropolitan planning organizations (MPOs) is to ensure traditionally underserved communities are provided with various opportunities to meaningfully engage in the transportation planning process. In addition, it is required that there is not a significant disparity of impacts in accessibility to and delivery of transportation facilities/services in an MPO area.

Community Profiles of the TPO area were initially developed in 2013 after the 2010 Census. The FY 2022/23 - FY2023/24 Unified Planning Work Program (UPWP) includes an update of the Community Profiles subsequent to the 2020 Census .

ANALYSIS

The attached map series was developed for the St. Lucie TPO area to identify disadvantaged communities and ensure these populations are provided with various opportunities to meaningfully engage in the transportation planning process and that there is not a significant disparity of impacts in accessibility to and delivery of transportation facilities/services.

2020 Census data and 2018-2022 American Community Survey data were utilized in the Geographic Information System (GIS) to identify Census Block

Groups where one or more of the following thresholds (1.5 times of the County average) was met:

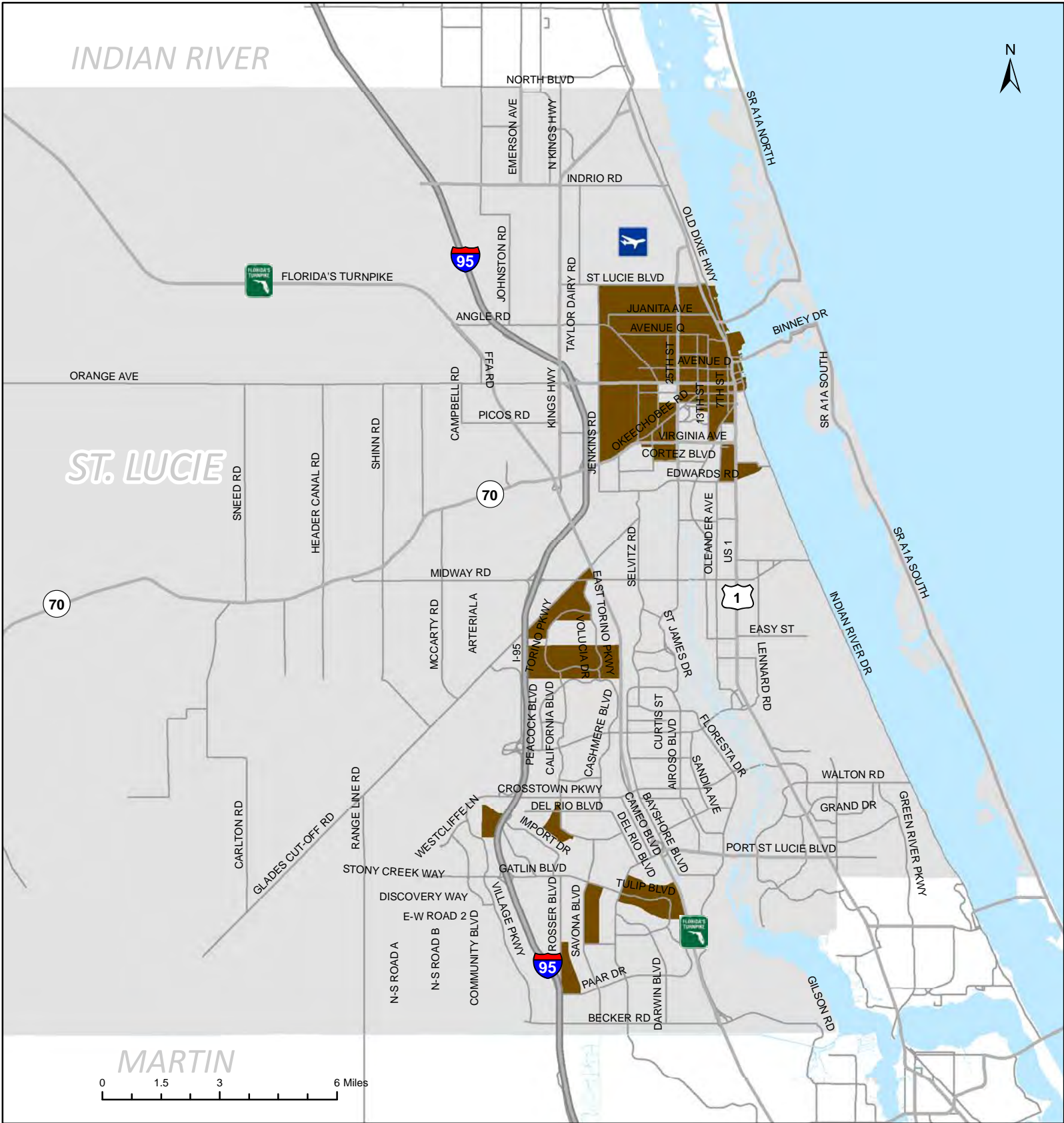
Variables	County Average	1.5x Threshold
% minority population	46.2%	69%
% limited English proficiency (LEP) population	7.3%	11%
% population with incomes below poverty line	12.5%	19%
% population 20-64 years old with disabilities	11.5%	17%
% households without a vehicle	4.5%	7%
% senior (65+) population	24.4%	37%

The thresholds were established based on industry standards, previous studies, and a certain amount of discretion. Generally, larger multipliers result in smaller areas selected. Setting a threshold of 1.5 times the County average ensured the selected areas had statistical significance and resulted in a reasonable number of block groups selected. Layers of the above six variables were overlain on a map of the TPO area to determine the disadvantaged score for each Census Block Group as depicted in the attached Community Profiles Map Series.


By overlaying proposed projects from the TPO's Transportation Improvement Program (TIP) and the Long Range Transportation Plan (LRTP) on the Community Profiles Maps, it may be determined if significant disparities of impacts in accessibility to and delivery of transportation facilities/services exist among these communities. In addition, the maps allow future outreach efforts to be tailored to specific communities to optimize the results of these efforts and to obtain comprehensive and meaningful public input.

RECOMMENDATION

It is recommended that comments be provided regarding the Community Profiles Update.



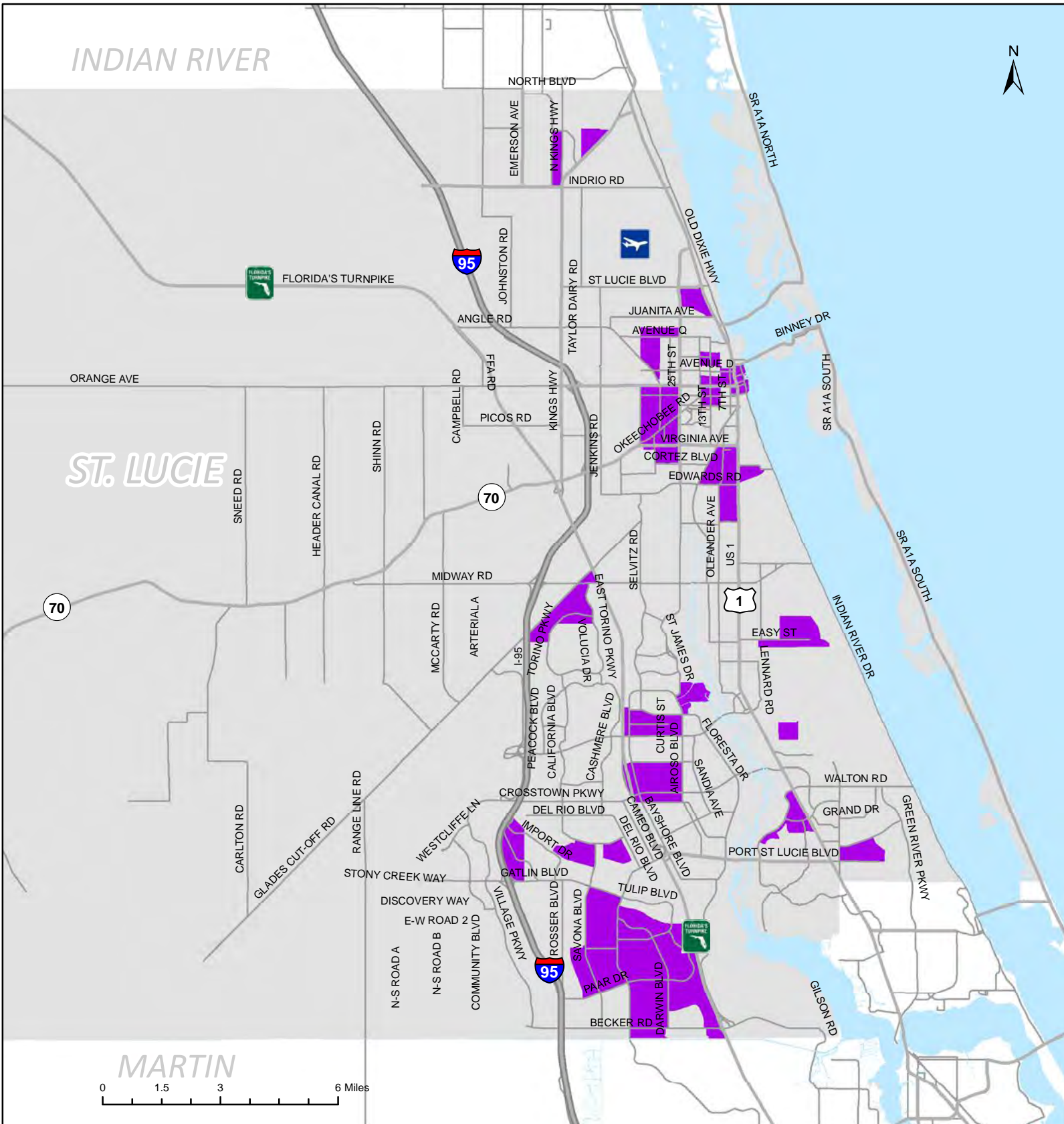
St. Lucie Transportation Planning Organization

 Percentage of "Minority Population" meet the threshold of 69.3%


Source: ACS 5-Year Estimates (2018-2022)

Limited English Proficiency (LEP) Population

110

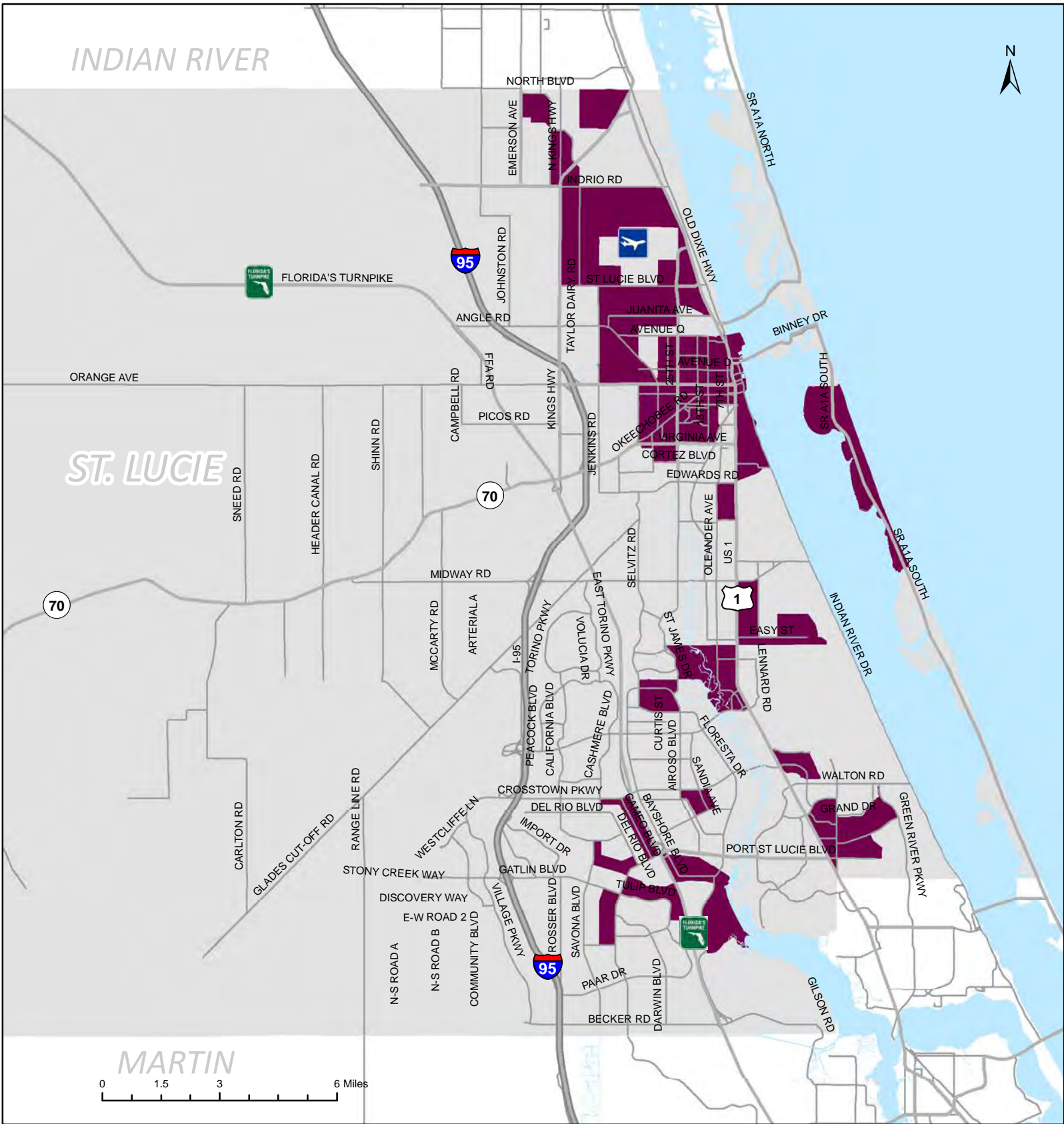



St. Lucie Transportation Planning Organization

 Percentage of "LEP Population" meet the threshold of 10.9%

Source: ACS 5-Year Estimates (2018-2022)

Population with Income below Poverty Line

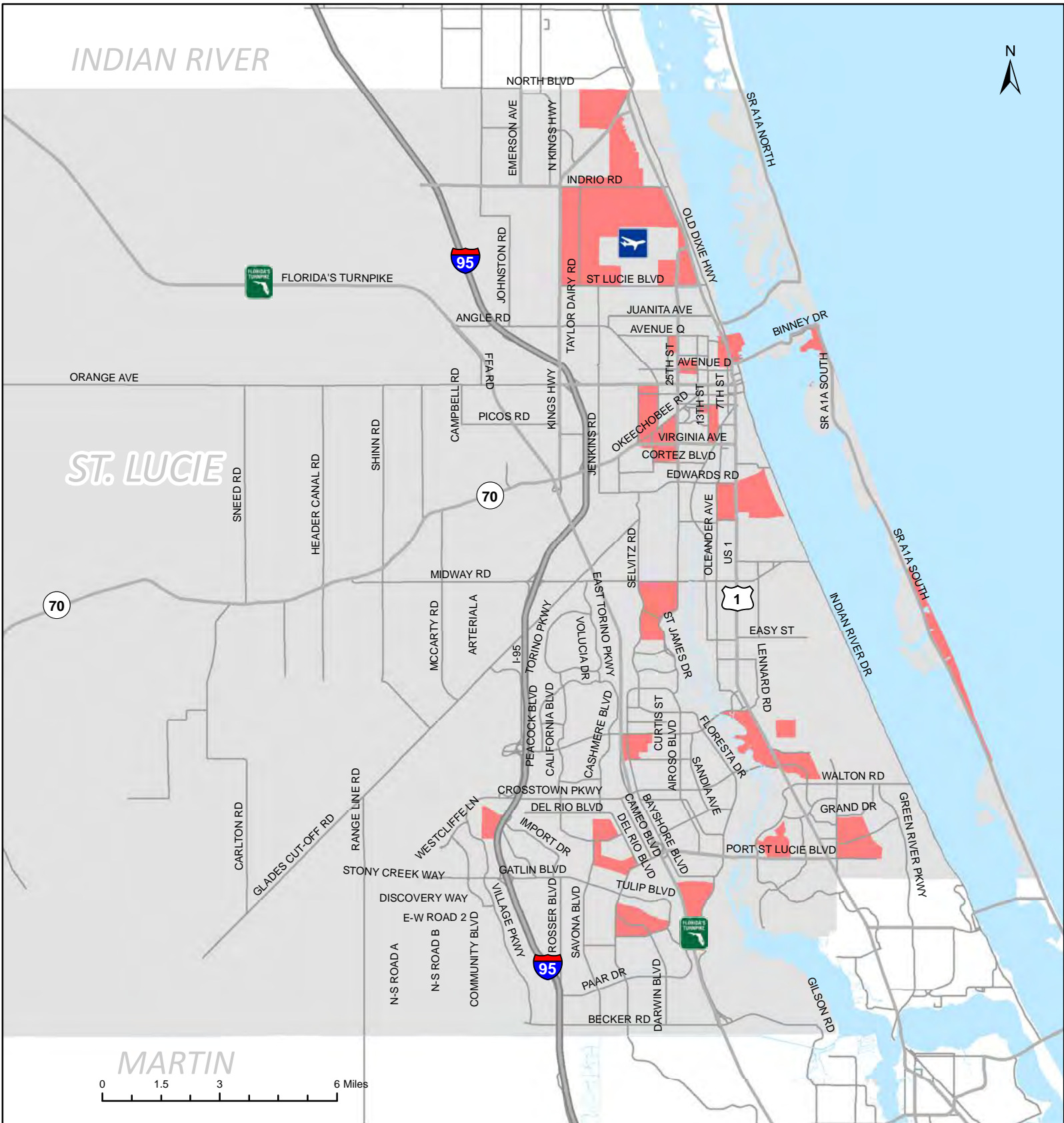


St. Lucie Transportation Planning Organization


Percentage of "Population in Poverty" meet the threshold of 18.7%

Source: ACS 5-Year Estimates (2018-2022)

Population 20-64 Years with Disabilities

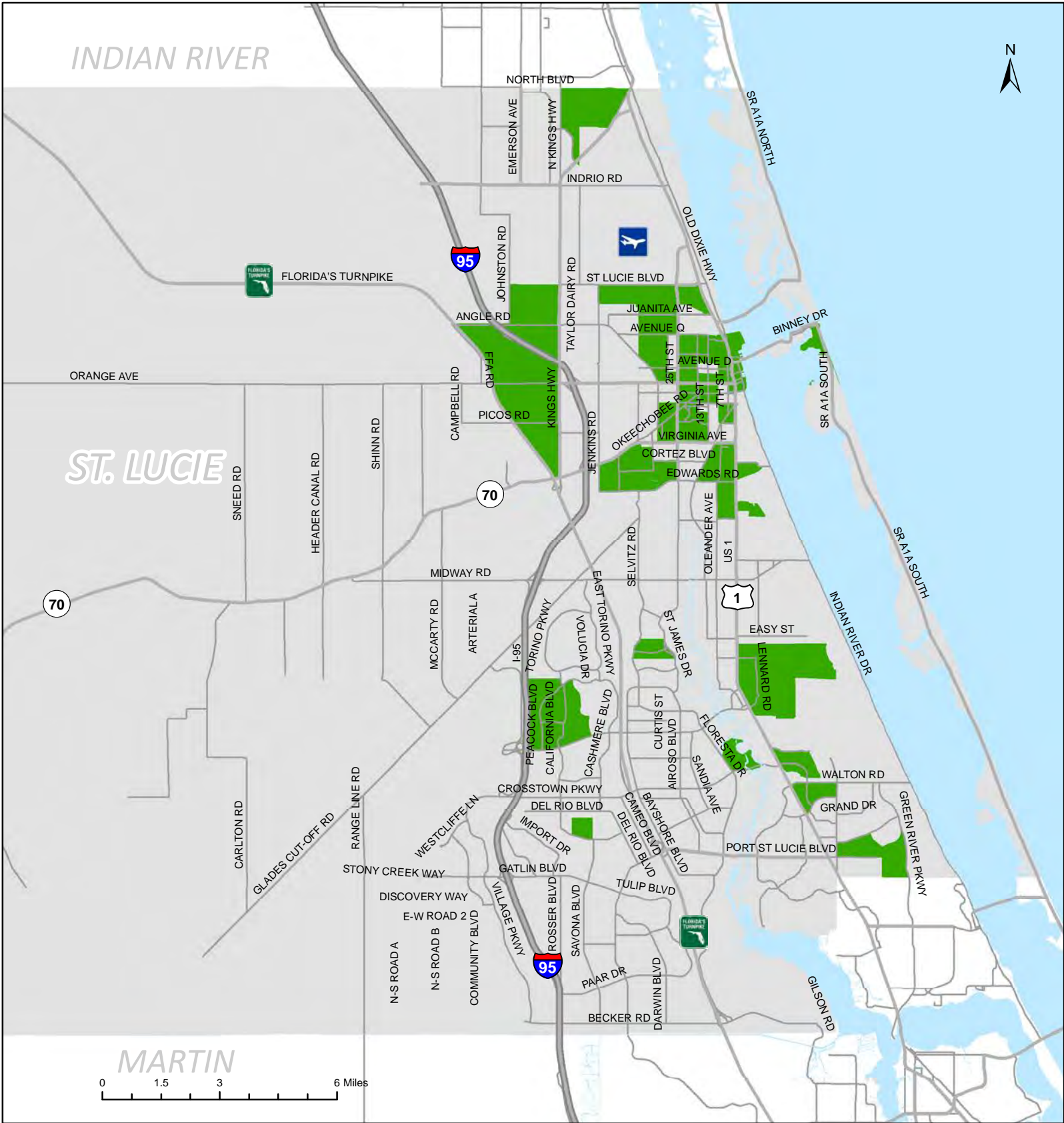


St. Lucie Transportation Planning Organization

 Percentage of "Population with Disabilities" meet the threshold of 17.3%

Source: ACS 5-Year Estimates (2018-2022)

Households without Vehicle

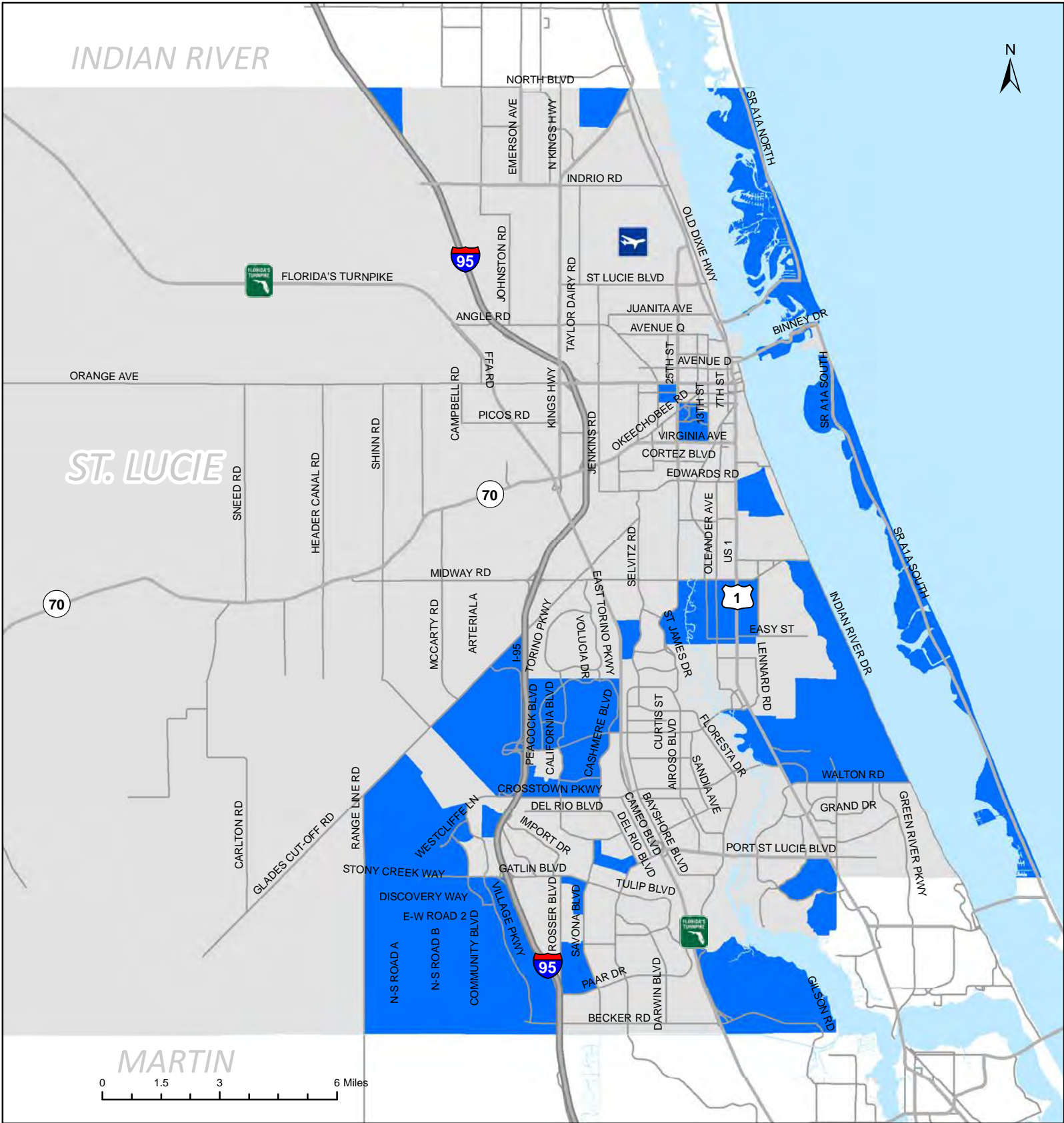


**Transportation
St. Lucie Planning
Organization**

Percentage of "Household without Vehicle" meet the threshold of 6.8%

Source: ACS 5-Year Estimates (2018-2022)

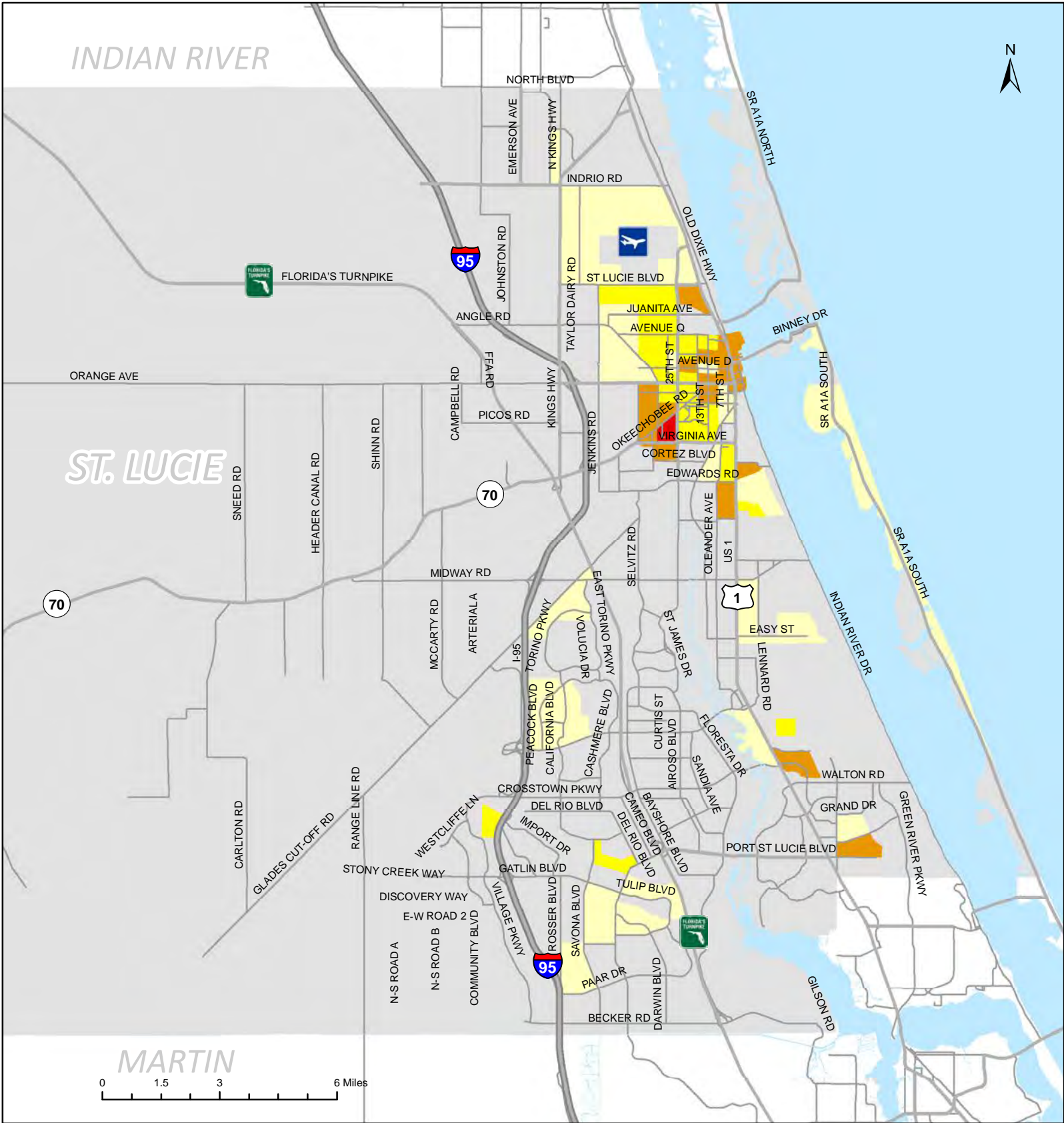
Senior Population (65 years and older)



St. Lucie Transportation Planning Organization

Percentage of "Senior Population" meet the threshold of 36.6%

Source: ACS 5-Year Estimates (2018-2022)



Disadvantaged Score



Source: ACS 5-Year Estimates (2018-2022)



Transportation
St. Lucie Planning
 Organization



AGENDA ITEM SUMMARY

Board/Committee: Citizens Advisory Committee (CAC)

Meeting Date: March 19, 2024

Item Number: 7b

Item Title: Automated Speed Enforcement in School Zones Update

Item Origination: CAC Vice Chairman

UPWP Reference: Task 3.7 - Safety and Security Planning

Requested Action: Discuss and provide comments to Staff

Staff Recommendation: It is recommended that comments, if any, be provided regarding automated speed enforcement in school zones.

Attachments

- None